

# SCOTTISH OVERSEAS TRADE, 1275/86-1597

By Martin Rorke

## VOLUME II

### CONTENTS

Appendix 1. Custom Tables .....	336
Appendix 2. Commodity Export Tables.....	486
Appendix 3. Export Graphs .....	616
Appendix 4. Corrections to the Enrolled Accounts .....	736
Appendix 5. Seasonal Variations in Trade .....	775
Appendix 6. Custom Duties .....	777
Appendix 7. Estimates of Non-standard Measures.....	780
Appendix 8. Stulling, Banned, Forbidden and Licensed Goods.....	785
Appendix 9. Custom Leases .....	791
Appendix 10. English Import Customs .....	798
Appendix 11. 1611-14 Export Survey .....	812
Appendix 12. Organisation of the Sea Fisheries .....	815
Appendix 13. Lawlessness in the Western Isles.....	819

## APPENDIX 1

### CUSTOM TABLES

#### I. NOTES AND CONVENTIONS: CUSTOM TABLES

The figures in the custom tables come from the enrolled custom accounts,<sup>1</sup> supplemented, where necessary, with the particular accounts.<sup>2</sup> The tables give only the dates and the export data. Information regarding English import customs, custom officials, the vessels and ports, and the monetary totals is recorded in the database, which is available on request from the author. The custom accounts from 1359-61 have been omitted, because useful export figures cannot be extracted from them.

Various general amendments have been made to the figures listed in the accounts. Mistakes made by the clerks compiling the accounts have been corrected. The precise amendments and reasons for them are listed in Appendix 4. Where only the monetary customs are listed, the quantity has been calculated by dividing the monetary total by the commodity's custom duty. Slightly tenuous calculations are listed; if, for instance, the monetary customs were *ad valorem* duties, or if the normal custom duty was by no means certain. No attempt has been made, in these tables, to calculate quantities when a single monetary custom figure is given for a variety of goods. Where accounts give two entries for the same type of good, for a single time period, they have simply been added and not noted. Other amendments made, which are not so readily apparent, have been listed in the notes to the tables. For instance, goods which were double counted or not subsequently exported, have been deducted. Evidence of goods which were successfully smuggled, has been added to the customed goods (the goods which were caught being smuggled, on the other hand, have been noted but not included). More importantly, for consistency, goods have only been included at the jurisdiction they were originally customed, and not where they were exported.<sup>3</sup>

---

<sup>1</sup> NAS, E.38; these have been printed in *The Exchequer Rolls of Scotland*, vols. I-XXIII. The printed references (volume and page number) are listed in the tables.

<sup>2</sup> NAS, E.71/1-32.

<sup>3</sup> For a fuller discussion, and attempts to analyse the export location see the Chapter 4, pp. 98-122.

Columns are given only for goods customed at a particular jurisdiction. If a commodity only appeared very occasionally (i.e. once or twice in two hundred years) it has simply been given in the notes. Dashes in the tables have been used when the figures, for whatever reason, are not available (for instance, if the goods were not customed), while zeros indicate there were no exports. It should be remembered, however, that it is sometimes impossible to determine, especially for the lesser trades, whether an absence in the custom accounts means the good was not exported or if it was not customable. In these circumstances the classifications can only act as a rough guide and should not be seen as authoritative. Finally brackets, ( ), indicate the customs were levied on only a proportion of the exports; for example, initially salmon customs were levied only on foreign merchants. All the figures listed in the tables are in short hundreds.

#### (a) Dates

- i. Both the start and end dates for each account are listed.
- ii. Missing dates have been established using the end/start dates in the jurisdiction's previous/subsequent accounts, and the date of the account being rendered. Blanks have been left when the dates in the previous/subsequent accounts are unlikely to be the same as missing dates (either because there was a missing account or the period covered only from the entry of a new customar).
- iii. A number of accounts covering two or more years have separate entries for each year, but they do not list the exact dividing dates between them. The tables list each year's entry, and blanks are given for the dates (or any relevant dating information where available).

#### (b) Commodities

##### **1. Wool**

- i. Given in sacks; each sack contained 24 stone.
- ii. Wool was customed from the beginning of the custom administration.
- iii. Edinburgh's wool figures include wool from Melrose abbey; this has not been separately itemised.
- iv. There are separate columns for English wool exported via Scotland for Edinburgh and Haddington. In other jurisdictions the occasional entries for English wool have simply been added to the Scottish wool exports, and the exact quantities are listed in the table notes. There were two different custom rates for this English wool, either 6s. 8d. or 13s. 4d. per sack. The reason for the disparity is not clear, and English wool has been listed in sacks regardless of the difference in duty.

## **2. Woolfells**

- i. Woolfells have been converted into their sacks of wool equivalent; 240 woolfells were equal to a sack of wool.
- ii. Woolfells were customed from the beginning of the custom administration.

## **3. Hides**

- i. Given in dakers; each daker contained 10 hides.
- ii. Hides were customed from the beginning of the custom administration.

## **4. Miscellaneous Fells**

- i. The miscellaneous fells have been converted into equivalent sacks of wool, using the relative custom duties in 1570. It should be noted, however, that not all the fells were from sheep or lambs.
- ii. Customs on wild animal skins (rabbit, fox, otter, marten, polecat, deer) first appeared in the late 1420s. In the mid-1430s the considerably more important miscellaneous sheep and lamb skins became dutiable (namely shorlings, scaldings, futefells, lambskins, and lentrenware). Other fells, such as goat and kid skins, calf skins and white leather, appear regularly only in the sixteenth century.
- iii. Custom duties on the miscellaneous fells lapsed after 1437. Aberdeen, Dundee, Linlithgow, Haddington, Perth, Stirling, Edinburgh, and Montrose obtained exemptions from the miscellaneous fell customs in 1451-2. From the late 1460s, fells were customed at these jurisdictions, but only on foreigners and unfreemen. Between 1520-40 customs appear to have been levied on fell exports in most of these burghs. The burgesses of Edinburgh and Montrose, however, are likely to have maintained their exemption for longer. In those burghs not exempt, fell customs duties were applied on everyone from 1452, but not comprehensively until the late 1460s and early 1470s.

## **5. Woollen Cloth**

- i. Given in dozens i.e. 12 ells of standard narrow cloths (see iii. below).
- ii. Woollen cloth was first customed in the 1420s and 1430s. Later the duties lapsed and were re-applied from 1452.
- iii. Cloth initially was customed at *ad valorem* rates. From 1452-1513/17 a mixture of duties by value and quantity was used, and thereafter two standard cloths were customed (narrow cloth at 12d. per dozen, and 12s. per dozen from 1598, and broad cloth at 30d. or 32d.). To create a uniform measure over time and space the monetary custom duty has been divided by

12d. (and 12s. from 1598) to give a standard dozen of narrow cloth. For a fuller explanation see Chapter 7, pp. 165-176.

iv. Occasionally linen cloth was listed separately in the accounts. This has been included with the standard cloth figure. Notes are given when this occurred.

v. Cloth, both woollen and linen, was occasionally exported as stulling in the final third of the sixteenth century. When this occurred, it has been listed with stulling and notes are given.

vi. In the early 1590s, Edinburgh customed native exports of says and programs. These have been listed with the miscellaneous manufacture figures.

## **6. Salmon**

i. Given in barrels.

ii. Salmon customs were initially only levied on foreign merchants, 1426-38, 1440s-1472/3. Thereafter everyone was customed. Aberdeen's burgesses, however, between 1483-1536 were exempt from salmon duties. In 1507-1513, and 1516-37 the burgh's salmon customs were leased.

## **7. Cod**

i. Given by number.

ii. Herring, cod, and oil appear in the custom accounts only from the late 1460s. The entries at Ayr in the late 1420s may have been levied only on English merchants.

## **8. Herring**

i. Given in barrels.

ii. See cod note ii. above.

iii. The tables list herring, but the figures are actually for herring and the less important barrels of codling. These two items were sometimes customed separately and sometimes together in the accounts.

## **9. Oil**

i. Given in barrels.

ii. See cod note ii above.

## **10. Salt**

- i. Given in chalders; each chalder contained 16 bolls.
- ii. Scottish small salt was customed in the 1420s and 1430s, briefly in the early 1450s (before the leading export burghs obtained exemptions), and from the 1460s.
- iii. In the final third of the sixteenth century the accounts also list barrels of salt; these have been converted into chalders. Eight barrels were equivalent to a chalder.
- iv. In the final third of the sixteenth century salt was also customed as stulling. Where this occurred, it has been listed in the stulling figures, and notes are given.
- v. Great salt has been included with the re-export figures.

## **11. Coal**

- i. Given in chalders; each chalder contained 16 bolls.
- ii. Coal first appeared in Edinburgh's custom accounts in the late 1480s, but did not appear in any other jurisdiction's accounts until the sixteenth century.
- iii. Culross's tables have separate columns for smiddy and great coal. Both are listed by chalder, but great coal (which was normally banned from being exported) paid customs of £1 per chalder compared with 4s. per chalder for smiddy coal.

## **12. Tallow**

- i. Given in barrels.
- ii. Not including the re-exports of tallow in the second half of the sixteenth century.

## **13. Meat/flesh/beef**

- i. Given in barrels.

## **14. Corn**

- i. Given in chalders; each chalder contained 16 bolls.
- ii. Wheat, barley, malt, and oats have been listed together, and the notes distinguish export of each type. In Edinburgh, due to the numerous entries, they are listed in separate columns.
- iii. The rye and rye meal in the accounts have been assumed to be re-exports, and peas and beans were mainly English imports or, on occasion, re-exports.
- iv. Malt was also customed as stulling; where this occurred it has been included in the stulling column. In Edinburgh the only commodity listed as stulling was malt and so it has been given in the malt column.

## **15. Re-exports**

- i. The (standard) custom duty is listed (d.) (see iv. below).
- ii. Re-exports first appear in the custom accounts in the closing decades of the fifteenth century. They become significant only in the sixteenth century.
- iii. The total monetary customs for re-exports has been listed. The separate re-export categories are also given: namely timber; timber by-products; miscellaneous Baltic wares; wine; great salt; victual (and beer); grocery wares and dye stuffs; metals; and textiles and miscellaneous manufactured goods.
- iv. The quantities for most re-exports are not normally listed in the custom accounts. The only occasion that custom rates definitely increased was when the duty on wine rose from 4s. to £1 per tun in the early 1580s. In all the wine calculations the lower rate has been used.
- v. All the lead customs have been included with metal re-exports. The occasions when lead might be a native export are listed in the notes.

## **16. Miscellaneous Manufactures**

- i. The custom duty is listed (d.).
- ii. In the final quarter of the sixteenth century various miscellaneous exports appear in the accounts; namely gloves, leather points, hose, says, and grograms. All have been listed together by their custom duty; the individual components are given in the notes. Gloves were customised at 3d. per dozen pairs, points and laces 6d. per gross, hose 3s. per 120, while the quantities of says and grograms were not listed.

## **17. Stulling**

- i. The custom duty is listed (d.).
- ii. Stulling was those items exported in return for timber imports. They began to be listed in the accounts in the final third of the sixteenth century, as stulling goods could escape various export bans imposed on certain commodities.
- iii. Various items were listed as stulling; importantly malt, salt, and cloth. Generally the accounts merely give a monetary custom. Where goods were itemised they have been noted.

## **18. Lead and Lead ore**

- i. Exports of argentiferous lead ore were not included in the custom accounts, and are not listed in the tables.
- ii. All the lead customs have been included with metal re-exports. The occasions when lead might have been a native export are listed in the notes.

## II CUSTOM TABLES

Table A1-1	Aberdeen.....	343-50
Table A1-2	Arbroath.....	351-3
Table A1-3	Ayr.....	354-8
Table A1-4	Banff.....	359-60
Table A1-5	Berwick-upon-Tweed.....	361-2
Table A1-6	Burntisland.....	363
Table A1-7	Crail.....	364-5
Table A1-8	Culross.....	366
Table A1-9	Cupar.....	367-72
Table A1-10	Dumbarton.....	373-6
Table A1-11	Dumfries.....	377
Table A1-12	Dunbar.....	378-80
Table A1-13	Dundee.....	381-90
Table A1-14	Dysart.....	391-4
Table A1-15	Edinburgh.....	395-416
Table A1-16	Elgin (and Forres).....	417
Table A1-17	Haddington.....	418-24
Table A1-18	Inverkeithing.....	425-9
Table A1-19	Inverness (later Inverness, Ross, Sutherland and Caithness).....	430-3
Table A1-20	Irvine.....	434-6
Table A1-21	Kinghorn.....	437-40
Table A1-22	Kirkcaldy.....	441
Table A1-23	Kirkcudbright.....	442-4
Table A1-24	Linlithgow.....	445-51
Table A1-25	Montrose.....	452-7
Table A1-26	North Berwick.....	458-62
Table A1-27	Perth.....	463-9
Table A1-28	Pittenweem (from 1513 the Pittenweem Group).....	470-4
Table A1-29	Prestonpans.....	475
Table A1-30	St Andrews.....	476-7
Table A1-31	Stirling.....	478-83
Table A1-32	Wigtown (and Whithorn).....	484-5



## A1-1: Aberdeen

Reference	Start Date	End Date	Wool (sack)	Woolfells (sack)	Hides (daker)	Reference	Start Date	End Date	Wool (sack)	Woolfells (sack)	Hides (daker)
I, 74-6	3/2/1327	7/1/1328	1,004.6	32.66	111.7	II, 565-7	5/2/1377	14/3/1378	1,121.7	22.49	477.6
I, 99	7/1/1328	1/6/1328	342.3	39.25	227.3	III, 13-4	30/3/1379	12/2/1380	1,052.6	32.65	468.6
I, 274	26/6/1329	5/6/1330	943.3	37.61	520.8	III, 44-5	12/2/1380	18/8/1380	213.9	19.25 <sup>6</sup>	402
I, 320-1	5/6/1330	3/3/1331	1,438.0	32.27	420.3	III, 45-6	18/8/1380	6/3/1381	503.2	31.27	529.4
I, 365-6	13/3/1331	1/12/1331	1,810.9 <sup>1</sup>	52.48 <sup>1</sup>	472.2 <sup>1</sup>	III, 68-9	6/3/1381	5/3/1382	749.0	73.86	808.2
I, 426-8	1/12/1331	5/3/1333	1,688.0 <sup>2</sup>	86.74 <sup>2</sup>	1,249.2 <sup>2</sup>	III, 90	5/3/1382	12/2/1383	234.6	18.56	375.5
I, 460-2	3/1/1338	11/7/1338	180.5	30.75	608.8	III, 112-4	10/3/1384	7/3/1385	370.4 <sup>7</sup>	14.00	664.9
I, 462	11/4/1338	29/10/1338	293.3	2.04	52.6	III, 136	7/3/1385	30/3/1386	291.8	10.80	437.4
I, 463	20/10/1339	5/4/1340	257.6	15.63	538.8	III, 147	30/3/1386	13/5/1387	426.7	21.40	798.3
I, 474	5/4/1340	14/5/1341	241.0	0.28	696.6	III, 176-7	13/5/1387	16/6/1388	404.9	17.79	595.8
I, 492	12/3/1341	27/6/1341	117.1	12.38	236.8	III, 194-5	16/6/1388	26/2/1389	190.7	4.23	236
I, 492-3	27/6/1341	1/6/1342	607.4	26.21	660.6	III, 208-9	26/2/1389	11/2/1390	276.7	9.57	676.9
I, 529-33	7/5/1341	7/7/1343	1,106.3 <sup>3</sup>	30.67 <sup>3</sup>	896.5 <sup>3</sup>	III, 223-4	11/2/1390	18/2/1391	371.8	6.58	235.5
II, 94-5	2/6/1361	23/6/1362	590.7 <sup>4</sup>	10.42	452.3 <sup>4</sup>	III, 251-2	18/2/1391	17/3/1392	410.1	10.02	301.6
II, 95	23/6/1362	8/8/1362	445.3	1.94	22.5	III, 299-300	29/1/1392	25/1/1393	437.2	11.53	201.5
II, 143-4	8/8/1362	1/5/1364	1,065.1	36.78	1,009.8	III, 325-7	17/3/1393	29/3/1394	791.4	29.50	299.2
II, 298-300	5/3/1368 <sup>5</sup>	11/1/1369	689.4	14.09	182.6	III, 359-60	25/3/1394	3/4/1395	486.6	26.83	350.6
II, 317-8	24/1/1369	2/3/1369	191.0	19.36	681.6	III, 387-8	3/4/1395	25/4/1396	549.8	37.01	444.6
II, 318-9	2/3/1369	16/1/1370	584.3	13.51	398.8	III, 414	25/4/1396	28/5/1397	403.5	19.46	256.4
II, 380-1	4/2/1372	12/2/1373	1,142.7	23.08	273.4	III, 441	28/5/1397	26/4/1398	379.3	11.78	174.4
II, 407-8	12/2/1373	14/2/1374	984.4	34.11	360.7	III, 474-5	26/4/1398	7/5/1399	288.6	9.21	203.2
II, 481	8/2/1375	11/3/1376	943.1	50.81	616.1	III, 498-9	7/5/1399	17/5/1400	283.0	7.04	92.6
II, 532-3	11/3/1376	5/2/1377	806.5	14.08	196.2	III, 520-1	17/5/1400	5/6/1401	267.7	9.25	197.9
						III, 539-41	5/6/1401	3/7/1402	271.2	9.45	131
						III, 569-71	3/7/1402	16/6/1403	192.8	6.02	263.1 <sup>8</sup>
						III, 598-9	16/6/1403	7/7/1404	177.6	2.47	223
						III, 629-31	7/7/1404	24/3/1406	370.0	12.49	249

<sup>1</sup> Of which 401.38 sacks of wool, 6.45 sacks of woolfells, and 112 dakers of hides were exported by foreign merchants.

<sup>2</sup> Of which 280 sacks of wool, 16.67 sacks of woolfells, and 86.8 dakers of hides were exported by foreign merchants.

<sup>3</sup> Of which 99.38 sacks of wool, 1.5 sacks of woolfells, and 51.2 dakers of hides were exported by foreign merchants.

<sup>4</sup> Of which 8.03 sacks of wool and 4.5 dakers of hides were exported by foreign merchants.

<sup>5</sup> Aberdeen's customs were the property of the Queen 1/5/1364-5/3/1368.

<sup>6</sup> Not including 1.69 sacks of woolfells overcharged.

<sup>7</sup> Not including 10.73 sacks of wool customed at Edinburgh or 3.38 sacks customed at Montrose.

<sup>8</sup> Not including 8 dakers of hides customed at Dundee.

## A1-1: Aberdeen

<i>Reference</i>	<i>Start Date</i>	<i>End Date</i>	<i>Wool</i> (sack)	<i>Woolfells</i> (sack)	<i>Hides</i> (daker)	<i>Misc. Fells</i> (sack)	<i>Cloth</i> (dozen)	<i>Salmon</i> (barrel)	<i>Herring</i> (barrel)	<i>Cod</i> (no.)	<i>Oil</i> (barrel)
IV, 13-4	24/3/1406	14/3/1407	273.4	7.02	119.2	-	-	-	-	-	-
IV, 50-2	14/3/1407	21/3/1408	292.1	3.02	76	-	-	-	-	-	-
IV, 85-8	21/3/1408	15/5/1409	342.4	20.63	277	-	-	-	-	-	-
IV, 108-9	15/5/1409	14/7/1410	258.3	4.60	111 <sup>1</sup>	-	-	-	-	-	-
IV, 144-6	14/7/1410	9/6/1412	506.3	14.91	464	-	-	-	-	-	-
IV, 170-1	9/6/1412	30/6/1413	301.3	10.30	455.4	-	-	-	-	-	-
IV, 199-200	30/6/1413	21/6/1414	279.3	6.15	285	-	-	-	-	-	-
IV, 225-6	21/6/1414	21/6/1415	305.2	7.25	192.5	-	-	-	-	-	-
IV, 248-9	21/6/1415	23/6/1416	230.2 <sup>2</sup>	5.40	176	-	-	-	-	-	-
IV, 273-4	23/6/1416	16/6/1417	202.7	20.88	170.5	-	-	-	-	-	-
IV, 314-5	16/6/1417	24/7/1420	580.0	19.88	510	-	-	-	-	-	-
IV, 346-7	24/7/1420	24/7/1421	218.7	4.15	161.5	-	-	-	-	-	-
IV, 358-9	24/7/1421	8/7/1422	235.3	5.24	157.5	-	-	-	-	-	-
IV, 388-9	27/7/1424	14/5/1425	243.6	8.56	217	-	-	-	-	-	-
IV, 407-9	14/5/1425	22/4/1426	387.0	28.40	132	-	213.3	(144.2) <sup>3</sup>	-	-	-
IV, 442-5	22/5/1427	30/4/1428	552.6	34.21	128.6	0.23	181.1	- <sup>4</sup>	-	-	-
IV, 478-9, 482-3	30/4/1428	17/4/1429	499.7	26.55	110.2 <sup>5</sup>	0	124.5 <sup>6</sup>	(419.5) <sup>6</sup>	-	-	-
IV, 509-12	17/4/1429	23/3/1430	342.9	28.71	238.3	0.07	67.5 <sup>7</sup>	(255) <sup>7</sup>	-	-	-
IV, 535-8	23/3/1430	27/4/1431	407.5	19.97	213.9 <sup>8</sup>	0.23	144	(453.5)	-	-	-
IV, 566-8	14/5/1433	1/6/1434	305.5	7.64	179.8	0	96.1 <sup>9</sup>	(772.5) <sup>9</sup>	-	-	-

<sup>1</sup> Not including the 4.4 dakers of hides from Orkney under the cockpit of the Earl of Orkney.

<sup>2</sup> Not including 21 sacks of wool from the sheriffdom of Banff, the custom of which was paid to the Earl of Mar.

<sup>3</sup> Up to 1431 the quantity of salmon has been calculated on basis of 60d. customs for each barrel.

<sup>4</sup> £133 14s. custom for salmon, together with the wine, cloth, and other English goods sold in the burgh. There were remissions for over £65 on salmon, so at least 260 barrels were customed.

<sup>5</sup> Not including 29 dakers customed at Wick in Caithness.

<sup>6</sup> To 18/4/1429

<sup>7</sup> From 18/4/1429.

<sup>8</sup> Not including 24.5 dakers of hides customed at Inverness and shipped from Aberdeen.

<sup>9</sup> Account length for cloth and salmon 15/5/1433-10/6/1434. Included in the salmon customs were 97 barrels of grilse (equivalent to 48.5 Hamburg barrels).

**A1-1: Aberdeen**

<i>Reference</i>	<i>Start Date</i>	<i>End Date</i>	<i>Wool (sack)</i>	<i>Woolfells (sack)</i>	<i>Hides (daker)</i>	<i>Misc. Fells (sack)</i>	<i>Cloth (dozen)</i>	<i>Salmon (barrel)</i>	<i>Herring (barrel)</i>	<i>Cod (no.)</i>	<i>Oil (barrel)</i>
IV, 615-7	1/6/1434	11/7/1435 <sup>1</sup>	402.0	21.08	154.1	22.34	187 <sup>2</sup>	(748) <sup>2</sup>	-	-	-
V, 15-6	24/7/1437	4/7/1438	266.3	38.63	336.2	-	134.3 <sup>3</sup>	(446) <sup>3</sup>	-	-	-
V, 69-70	4/7/1438	8/9/1439	279.7	22.66	452	-	-	-	-	-	-
V, 70-1	8/9/1439	17/6/1440	94.5	9.15	207.7	-	-	-	-	-	-
V, 92-3	17/6/1440	16/6/1441	219.3	17.75	245.4	-	-	-	-	-	-
V, 117-8	16/6/1441	17/7/1442	265.2	18.60	89.6	-	-	-	-	-	-
V, 133-4	17/7/1442	30/7/1443	242.2	21.55	216.4	-	-	-	-	-	-
V, 154-6	30/7/1443	27/6/1444	282.0	13.05	122.9	-	-	-	-	-	-
V, 187-9	27/6/1444	24/7/1445	324.8	17.89	144.1	-	-	(372) <sup>4</sup>	-	-	-
V, 233-5	24/7/1445	19/7/1446	274.6	19.77	157.5	-	-	(0)	-	-	-
V, 270-1	19/7/1446	7/7/1447	227.3	17.90	263.5	-	-	(158.5) <sup>5</sup>	-	-	-
V, 306-7	7/7/1447	21/7/1448	276.8	14.35	292.8	-	-	(133) <sup>6</sup>	-	-	-
V, 341-3	9/9/1448	16/7/1449	302.3	14.48	204.6	-	-	(0)	-	-	-
V, 389-90	16/7/1449	23/7/1450	191.0	13.85	167.5	-	-	(10) <sup>7</sup>	-	-	-
V, 431-3	23/7/1450	20/7/1451	232.2	15.41	232.6	-	-	(12) <sup>8</sup>	-	-	-
V, 508-9	20/7/1451	9/12/1452	241.3 <sup>9</sup>	15.50	248.4	-	-	(0)	-	-	-
V, 560-1	9/12/1452	3/8/1453	125.2 <sup>10</sup>	3.96	105.9 <sup>10</sup>	-	171.3	(0)	-	-	-
V, 629-30	3/8/1453	17/7/1454	114.7	20.47	638.7	-	53.1	(32)	-	-	-

<sup>1</sup> In addition there were 12 chalders of salt in the account (461d.).

<sup>2</sup> Account length for cloth and salmon 10/6/1434-20/7/1435. Included in the salmon customs were 222 barrels of grilse (equivalent to 111 Hamburg barrels).

<sup>3</sup> From 6/7/1437. Included in the salmon customs were 104 barrels of grilse (equivalent to 52 Hamburg barrels). All the salmon customs were for foreigners only; the account, however, noted several Scottish merchants exported 218 Hamburg barrels of salmon and 71 barrels of grilse.

<sup>4</sup> 1/7/1444-6/8/1445. Salmon customs on Englishmen; they do not include the 778.5 barrels of salmon belonging to Scottish merchants, burgesses of Aberdeen, who did not pay customs.

<sup>5</sup> 1/11/1446-6/7/1447. Custom of salmon exported by Englishmen

<sup>6</sup> 6/7/1447-10/9/1448. Custom of foreigners. 127 Hamburg barrels of salted salmon by Englishmen in one ship, and a further 6 Hamburg barrels by a German in one ship.

<sup>7</sup> 10/9/1448-19/7/1450. Custom of salmon exported by an Englishman

<sup>8</sup> 9/7/1450-22/7/1451. Salmon carried in a boat to England

<sup>9</sup> Not including wool customed from the 1/8/1452-9/12/1452.

<sup>10</sup> Not including 0.38 sacks of wool or 1 daker of hides overcharged.

**A1-1: Aberdeen**

<i>Reference</i>	<i>Start Date</i>	<i>End Date</i>	<i>Wool (sack)</i>	<i>Woolfells (sack)</i>	<i>Hides (daker)</i>	<i>Misc. Fells (sack)</i>	<i>Cloth (dozen)</i>	<i>Salmon (barrel)</i>	<i>Herring (barrel)</i>	<i>Cod (no.)</i>	<i>Oil (barrel)</i>
VI, 22-4	17/7/1454	29/7/1455	172.8	19.04 <sup>1</sup>	384.8	-	9.5	(0)	-	-	-
VI, 128-9	29/7/1455	24/9/1456	194.0	16.29	207.4	-	90	(0)	-	-	-
VI, 304-5	24/9/1456	23/7/1457	122.0	7.43	85.7	-	0	(0)	-	-	-
VI, 396-8	23/7/1457	15/7/1458	105.9	7.19	131.8	-	0	(0)	-	-	-
VI, 501-2	15/7/1458	18/7/1459	193.6	11.81	249.5	-	0	(0)	-	-	-
VI, 592-4	18/7/1459	5/7/1460	190.3	11.22	133.4	-	21.5	(10) <sup>2</sup>	-	-	-
VII, 31-2	5/7/1460	20/3/1461	160.1	4.83	31.7	-	0	(0)	-	-	-
VII, 142-4	20/3/1461	10/7/1462	309.4	31.19	426.9	-	77.8	(0)	-	-	-
VII, 214-5	10/7/1462	17/8/1463	343.0	19.67	120	-	61	(0)	-	-	-
VII, 295-6	17/8/1463	29/6/1464	422.3	32.62	82.5	-	17	(0)	-	-	-
VII, 370-1	29/6/1464	16/8/1465	243.5	43.08	84.4	-	35 <sup>3</sup>	(13.5) <sup>4</sup>	-	-	-
VII, 430-1	16/8/1465	18/7/1466	117.3	25.23	154.6	-	69	(11.5)	-	-	-
VII, 504-5	18/7/1466	17/6/1467	213.0	25.58	103.4	-	24	(0)	-	-	-
VII, 588	17/6/1467	18/7/1468	223.0	15.99	48	-	15	(0)	-	-	-
VII, 662	18/7/1468	27/7/1469	247.9	19.17	72	-	6	(36)	-	-	-
VIII, 133-4	20/7/1470	10/7/1471	212.6	12.98	119.3	-	98.3	(102) <sup>5</sup>	-	-	-
VIII, 197-8	10/7/1471	26/7/1473	249.3	19.21	82.5	-	24	(559)	0	0	0
VIII, 258-9	26/7/1473	18/7/1474	253.8	18.40	138.4	(6.88)	140	632.5 <sup>6</sup>	0	0	0
VIII, 319-20	18/7/1474	26/7/1475	299.6	21.55	136	(0)	26.8	1,128 <sup>7</sup>	0	0	0
VIII, 387-8	26/7/1475	25/7/1476	226.2	24.01	203.3	(0)	226.7	1,650.5 <sup>8</sup>	0	0	0
VIII, 463-4	25/7/1476	27/7/1477	188.7	15.11	184	(0)	174.5	1,118	0	0	0
VIII, 550-1	27/7/1477	27/7/1478	45.8	5.30	82	(0)	493.3	1,012 <sup>9</sup>	0	0	0

<sup>1</sup> Including 0.25 sacks of woolfells and 4.8 dakers of hides omitted but charged in the next account.

<sup>2</sup> Custom of salmon bought and exported by Englishmen.

<sup>3</sup> Printed "linen cloth", but E.38/253 actually says "panni lanei".

<sup>4</sup> Custom on salmon bought and exported by the Englishmen.

<sup>5</sup> Custom on salmon exported by strangers to England.

<sup>6</sup> 414.5 barrels of salmon between 18/7/1473-24/3/1474; 178 barrels after 24/3/1474 after Parliament inspected the book of the clerk of cocket; and the custom of 40 barrels exported by Englishmen.

<sup>7</sup> Salmon customs on foreigners and inhabitants of the burgh.

<sup>8</sup> Not including 11 barrels of salmon customed twice; or 14 barrels before the start of the account.

<sup>9</sup> Excluding 277 barrels of salmon customed at Elgin, Forres, and Banff.

**A1-1: Aberdeen**

<i>Reference</i>	<i>Start Date</i>	<i>End Date</i>	<i>Wool</i> (sack)	<i>Woolfells</i> (sack)	<i>Hides</i> (daker)	<i>Misc. Fells</i> (sack)	<i>Cloth</i> (dozen)	<i>Salmon</i> (barrel)	<i>Herring</i> (barrel)	<i>Cod</i> (no.)	<i>Oil</i> (barrel)
VIII, 631-2	27/7/1478	31/7/1479	245.9	13.21	139.5	(0)	155.5	2,194.5 <sup>1</sup>	0	0	0
IX, 77-8	31/7/1479	2/8/1480	150.7	9.79	120	(0)	149.3	707	0	1,200	0
IX, 151-2	2/8/1480	26/7/1481	191.6	7.87	7	(0)	133.3	1,241 <sup>2</sup>	0	0	0
IX, 202-3	26/7/1481	6/9/1482	210.0	21.09	249	(0)	179.5	720 <sup>3</sup>	0	0	0
IX, 226-7	6/9/1482	31/7/1483	219.0	13.48	70.5	(0)	53.8	(368.5)	0	0	0
IX, 341-2	31/7/1483	Ca. 1484	207.1	7.64	106.5	(0)	84	(59)	0	0	0
IX, 341-2	Ca. 1484	21/7/1485	165.8	11.29	168	(0)	19	(369)	0	0	0
IX, 444-5	21/7/1485	27/7/1486	154.5	6.93	34	(0)	0	(81)	0	0	0
IX, 544-5	27/7/1486	2/8/1487	276.1	15.35	21.5	(0)	17.3	(643)	0	0	0
X, 64	2/8/1487	23/10/1488	169.6	15.83	107	(0)	50.4	(565)	0	0	0
X, 134-5	23/10/1488	11/7/1489	191.7	10.43	201.5	(0)	212.3	(330.5)	0	0	0
X, 236-7	11/7/1489	7/7/1490	164.4	14.96	91.5	(0)	75.7	(297)	0	0	0
X, 302	7/7/1490	12/7/1491	116.0	6.11	25	(0.88)	45.3	(282)	0	0	0
X, 362-3	12/7/1491	20/7/1492	119.7	5.78	102.8	(0)	56	(403) <sup>4</sup>	0	0	0
X, 386	20/7/1492	23/7/1493	140.4	6.58	86.8	(0)	48.9	(477)	0	600	0
X, 462	23/7/1493	2/7/1494	256.3	9.50	45.1	(0)	21.3	(296)	0	720	0
X, 538-9	2/7/1494	3/10/1495	438.8	17.50	75.5	(0)	32.8	(593) <sup>5</sup>	0	0	0
X, 611-2	29/11/1495	20/7/1496	146.3	8.77	60.5	(0)	35.3	(318)	0	240	0
XI, 49-50	20/7/1496	4/8/1497	165.7	10.58	75	(0)	15	(366.5)	0	720	0
XI, 119-20	4/8/1497	12/7/1498	252.9	14.79	162	(0)	53.3	(237.5)	0	840	0
XI, 220-1	12/7/1498	25/7/1499	201.5	10.00	65.5	(0)	32.3	(483)	0	240	0
XI, 264-7	25/7/1499	3/7/1500	343.8	8.85	129	(0)	10	(372) <sup>6</sup>	0	0	0
XI, 373-5	3/7/1500	13/8/1501	302.9	10.04	80	(0)	0	(452) <sup>7</sup>	0	0	0
XII, 86-7	13/8/1501	2/8/1502	262.3	10.25	52.5 <sup>8</sup>	(0)	57.8	(315) <sup>8</sup>	0	0	0

<sup>1</sup> Including 960 barrels of salmon customed but not yet exported.

<sup>2</sup> Excluding 45 barrels of salmon customed, but not found when the books were re-inspected.

<sup>3</sup> From ca. 1482-1537 Aberdeen's burgesses were free from salmon customs, despite attempts to reimpose the customs.

<sup>4</sup> Excluding 79 barrels of salmon customed at Banff.

<sup>5</sup> Excluding 21 barrels of salmon customed at Dundee and Perth; and 34 barrels customed at Banff.

<sup>6</sup> Excluding 45 barrels customed at Elgin (see Aberdeen's 1501 account).

<sup>7</sup> Excluding 31 barrels of salmon customed at Banff.

<sup>8</sup> Not including 6 dakers of hides customed at Findhorn; 10 barrels of salmon customed at Banff; and 9 barrels customed at Montrose.

**A1-1: Aberdeen**

<i>Reference</i>	<i>Start Date</i>	<i>End Date</i>	<i>Wool</i> (sack)	<i>Woolfells</i> (sack)	<i>Hides</i> (daker)	<i>Misc. Fells</i> (sack)	<i>Cloth</i> (dozen)	<i>Salmon</i> (barrel)	<i>Herring</i> (barrel)	<i>Cod</i> (no.)	<i>Oil</i> (barrel)
XII, 161-2	2/8/1502	8/7/1503	177.4	11.13	34.5	(0)	56.3	(308)	0	0	0
XII, 264-6	8/7/1503	26/6/1504	253.9	10.31	127.5	(0)	0	(323) <sup>1</sup>	0	0	0
XII, 378-9	27/6/1504	18/7/1505	210.7	9.75	81.5 <sup>2</sup>	(0)	0	(398) <sup>2</sup>	0	0	0
XII, 473	18/7/1505	14/7/1506	253.0	14.54	96	(0)	137	(391)	0	1,200	0
XII, 599-601	14/7/1506	23/8/1507	302.7	11.13	47.5	(0)	156	(434) <sup>3</sup>	0	0	0
XIII, 92-3	23/8/1507	17/7/1508	218.9	15.13	221	(0)	483	-	0	0	0
XIII, 237	17/7/1508	10/7/1509	231.4	14.25	276.5	(0)	324	-	0	0	0
XIII, 372	10/7/1509	27/8/1510	281.8	15.42	187.8	(0)	150.0	-	0	0	0
XIII, 389	27/8/1510	8/8/1511	220.7	16.08	123.5	(0)	91.4	-	0	2,580	0
XIII, 492-3	8/8/1511	13/8/1512	210.7	17.75	139	(0)	120	-	0	1,800	0
XIII, 572-3	13/8/1512	26/7/1513	66.3 <sup>4</sup>	9.08	74.5 <sup>4</sup>	(0)	104	-	0	0	0
XIV, 98	26/7/1513	Ca. 1514	86.5	17.42	126	(0)	77.5	(256)	0	0	0
XIV, 98	Ca. 1514	3/9/1515	96.4	16.67	147.5	(0)	101.7	(172)	0	0	0
XIV, 197-8	3/9/1515	16/8/1516	121.2	16.08	128	(0)	150	(250)	0	1,200	0
XIV, 26-76	16/8/1516	5/8/1517	117.9	16.79	102.5	(0)	100	- <sup>5</sup>	0	930	0
XIV, 333-4	5/8/1517	20/8/1518	138.5	21.67	128.5	(0)	158.8	-	0	0	0
XIV, 437-8	20/8/1518	Ca. 1519	133.6	14.75	142	(0)	116.3	-	0	2,610	0
XIV, 437-8	Ca. 1519	Ca. 1520	120.8	11.92	147	(0)	167.5	-	0	1,290	0
XIV, 437-8	Ca. 1520	Aug 1521	115.4	13.42	117	(0)	98.8	-	0	1,200	0
XIV, 437-8	Aug 1521	1/1/1522	49.5	5.54	76	(0)	35	-	0	870	0
XV, 66-7	7/3/1522	7/3/1524	38.4	6.79	215.2	(0)	177.5	(777.5) <sup>6</sup>	0	1,800	0
XV, 182-3	7/3/1524	4/8/1525	97.0	19.88	160	(0)	170.0	-	0	660	0
XV, 276	4/8/1525	7/8/1526	146.5	20.13	134.5	(0)	138.8	-	0	0	0
XV, 365-6	7/8/1526	19/8/1527	171.4	26.13	172	(0)	182.5	-	20	0	0

<sup>1</sup> Excluding 24 barrels of salmon customed at Elgin.

<sup>2</sup> Including an additional 2 dakers of hides and 87 barrels of salmon under improper cocket seals of Elgin.

<sup>3</sup> Customed before 28/1/1507; thereafter the salmon customs leased for £100 per year.

<sup>4</sup> Not including 2.5 sacks of wool or 8 dakers of hides customed at Banff.

<sup>5</sup> Thereafter salmon customs lease for £100 per year resumed.

<sup>6</sup> The burgh's salmon customs were still leased, but the surviving particular account shows that in 1523 227.5 barrels of salmon were customed; and 550 barrels in 1524 (presumably this does not include Aberdeen burghesses' salmon exports). E.71/1/2, ff. 1, 4.

**A1-1: Aberdeen**

<i>Reference</i>	<i>Start Date</i>	<i>End Date</i>	<i>Wool</i> (sack)	<i>Woolfells</i> (sack)	<i>Hides</i> (daker)	<i>Misc. Fells</i> (sack)	<i>Cloth</i> (dozen)	<i>Salmon</i> (barrel)	<i>Herring</i> (barrel)	<i>Cod</i> (no.)	<i>Oil</i> (barrel)
XV, 443-4	19/8/1527	11/8/1528	113.3 <sup>1</sup>	15.25	205.5 <sup>1</sup>	(0)	187.5	-	20	0	0
XV, 514	11/8/1528	13/8/1529	109.8	15.42	107	(0)	222.5	-	46	0	0
XVI, 41-3	13/8/1529	19/8/1530	103.7	17.63	128.5	(0)	161.3	-	65	0	0
XVI, 63-4	19/8/1530	28/8/1531	122.2 <sup>2</sup>	15.50 <sup>2</sup>	156.5 <sup>2</sup>	(0)	137.5	-	176	0	0
XVI, 149-150	28/8/1531	20/7/1532	105.1	14.00	191.5	(0)	106.3	-	88	0	0
XVI, 228-9	20/7/1532	7/8/1533	85.4	7.63	120	(0)	15	-	105	0	0
XVI, 364	7/8/1533	9/9/1534	138.9	16.33	175.5	(0)	46.3	-	267	0	0
XVI, 378-9	9/9/1534	30/8/1535	124.8	16.13	145	(0)	132.5	-	165	0	0
XVII, 46-7	9/8/1536	30/8/1537	72.8	15.13	161	(0)	82.5	200 <sup>3</sup>	224	0	0
XVII, 62-3	20/8/1537	16/9/1538	121.1	20.50	127.5	(0)	156.3	1,536 <sup>4</sup>	223	0	0
XVII, 181	16/9/1538	3/4/1539	105.2	24.33	134.8	(0)	121.3	2256	196	0	0
XVII, 182	3/4/1539	25/8/1539	104.8	26.98	68.3	(0)	234.8	950.5	195.5	0	0
XVII, 303-4	25/8/1539	21/8/1540	103.8	30.92	203.5	9.60 <sup>5</sup>	372.5	2,181	357	0	0
XVII, 396-7	21/8/1540	26/8/1541	70.7	21.29	135.5	2.663	441.3	1,753	528	0	0
XVII, 461	26/8/1541	13/7/1542	40.6	27.96	60.5	19.74	218.8	1,438	178	0	0
XVIII, 47-8	13/7/1542	20/4/1543	2.0	0.17	5	0.13	5	827	0	1,200	0
XVIII, 48	20/4/1543	28/7/1543	0	0	0	0	118.8	92	0	0	0
XVIII, 71-2	28/7/1543	29/4/1545	34.0	7.42	73.5	2.88	100.0	1,374	90	0	0
XVIII, 118	29/4/1545	23/7/1550	94.7	105.25	186	14.50	272.5	5,738	354	0	0
XVIII, 149	23/7/1550	22/9/1551	11.8	25.00	80	7.06	195	1,795	185	0	0
	22/9/1551	17/10/1554 <sup>6</sup>	-	-	-	-	-	-	-	-	-
XVIII, 286-7	17/10/1554	14/10/1555	1.3	69.13	121	23.03	457.5	1,424	735	0	0
XVIII, 337	14/10/1555	8/10/1556	1.3	60.79	141	11.38	540	1,483	364	0	0
XIX, 35	8/10/1556	27/7/1558	0	35.83	88	27.69	500	1,617	47	8,160	0

<sup>1</sup> Not including 5.54 sacks of wool, 7 dakers of hides, or 24 barrels of salmon customed at Banff.

<sup>2</sup> Not including 6.25 sacks of wool, 0.5 sacks of woolfells, or 8 dakers of hides customed at Banff.

<sup>3</sup> The charter allowing the burgesses and inhabitants of Aberdeen freedom from customs on salmon from the Don and the Dee was revoked, and they were to be charged customs in future. The 1539 account included £40 for estimated salmon customs in 1537.

<sup>4</sup> Salmon customs including the burgesses of Aberdeen.

<sup>5</sup> Charged in the 1541 account.

<sup>6</sup> Customs leased for £533 6s. 8d. per year. *E.R.*, XVIII, pp. 177, 199, 228, 261.

**A1-1: Aberdeen**

<i>Reference</i>	<i>Start Date</i>	<i>End Date</i>	<i>Wool</i> (sack)	<i>Woolfells</i> (sack)	<i>Hides</i> (daker)	<i>Misc. Fells</i> (sack)	<i>Cloth</i> (dozen)	<i>Salmon</i> (barrel)	<i>Herring</i> (barrel)	<i>Cod</i> (no.)	<i>Oil</i> (barrel)
XX, 145	27/1/1558	10/1/1574 <sup>1</sup>	-	-	-	-	-	-	-	-	-
XX, 209	10/1/1574	1/11/1574	0	82.67	78	19.50	787.5	760	129	2,880	0
XX, 250	1/11/1574	3/2/1576	0	76.00	77	9.94	822.5	975	74	0	0
XX, 274-5	3/2/1576	20/11/1576	0	70.25	56	12.94	600.0	1,233	133	0	0
XX, 297	20/11/1576	14/12/1577	0	80.50	8	24.81	1,007.5	857	476	0	0
XX, 314-5	14/12/1577	2/2/1579	0	97.50	27	27.81	740	553	38	0	0
XXI, 5	2/2/1579	2/2/1580	0	74.25	49	23.06	980	691	85	1,800	0
XXI, 161	2/2/1580	12/10/1580	0	60.75	33	14.69	957.5	822	81	0	0
XXI, 214	12/10/1580	1/11/1581	0	65.25	42	20.00	950.5	1,274	39	0	0
E.71/1/9	1/11/1581	20/11/1582	0	70.50	35	13.56	930	1,098	261	0	0
E.71/1/10	20/11/1582	1/10/1583	0	44.75	0	23.63	1,095	1,026	147 <sup>2</sup>	0	0
XXII, 88-9	1/10/1583	1/10/1584	0	16.00	0	16.19	760	1,086	49	0	0
XXII, 168	1/10/1589	1/10/1590	0	11.25	42	33.00	895	573	221	0	0
XXII, 246	1/10/1590	18/10/1591	0	14.33	33	33.88	740	405	432	0	6
XXII, 335	18/10/1591	1/10/1592	0	16.25	0	28.25	837.5	883	216	1,200	10
XXII, 423	1/10/1592	14/8/1593	0	27.33	10	29.56	510	297	0	0	0
XXIII, 89	14/8/1593	31/7/1594 <sup>3</sup>	0	23.13	54	48.00	1,005	849	84	0	11
XXIII, 129	31/7/1594	19/7/1595	0	49.92	95.5	6.72	1,133.3	772	0	0	0
XXIII, 189	19/7/1595	19/7/1596	0	48.10	44.5	25.50	1,324	506	0	0	16
XXIII, 244	19/7/1596	19/7/1597	0	46.67	6	18.13	1,338.7	697	0	0	0
XXIII, 358-9	19/7/1597	1/3/1598 <sup>4</sup>	0	33.54	2	0	294	360.5	4	240	0
	1/3/1598	30/7/1600 <sup>5</sup>	-	-	-	-	-	-	-	-	-

<sup>1</sup> Customs leased for £416 13s. 4d. per year to 13/11/1564. From then until 10/1/1574 the customars failed to appear; they were eventually charged £3,750. *E.R.*, XIX, pp. 82-3, 112-3, 171, 274; XXI, p. 162.

<sup>2</sup> There were 322 barrels of herring in the account, of which at least 175 barrels were under the cocket of Loch Broom.

<sup>3</sup> In addition 3.5 chalders of wheat were customed.

<sup>4</sup> In addition 4.8 chalders of corn were customed (2 chalders barley and 2.8 chalders wheat), and there were customs of 564d. for re-exports (timber 420d.; timber products products 36d.; Baltic wares 108d.).

<sup>5</sup> Customs for Montrose, Aberdeen and beyond the Spey leased for £4,500 per year.



## A1-2: Arbroath

<i>Reference</i>	<i>Start Date</i>	<i>End Date</i>	<i>Wool</i> (sack)	<i>Woolfells</i> (sack)	<i>Hides</i> (daker)	<i>Misc. Fells</i> (sack)	<i>Cloth</i> (dozen)	<i>Salmon</i> (barrel)	<i>Herring</i> (barrel)	<i>Cod</i> (no.)
III, 297-8	20/6/1392	28/1/1393 <sup>1</sup>	23.75	0	1	-	-	-	-	-
III, 325	28/1/1393	21/3/1394	40.33	1.62	24.5	-	-	-	-	-
III, 358-9	21/3/1394	3/4/1395	39.33	3.09	25.8	-	-	-	-	-
III, 386	3/4/1395	24/4/1396	23.42	0.70	3.1	-	-	-	-	-
III, 412-3	25/4/1396	27/5/1397	20.83	2.75	5.9	-	-	-	-	-
III, 443	27/5/1397	29/4/1398	20.46	4.08	9.7	-	-	-	-	-
III, 475	29/4/1398	7/5/1399	15.33	0.33	0	-	-	-	-	-
III, 500	7/5/1399	18/5/1400	24.88	1.71	9.1	-	-	-	-	-
III, 523	18/5/1400	7/6/1401	15.08	2.25	4.8	-	-	-	-	-
III, 552-3	7/6/1401	12/7/1402	11.13	0	1.2	-	-	-	-	-
III, 571	12/7/1402	16/6/1403	4.33	1.38	11	-	-	-	-	-
III, 602-3	16/6/1403	9/7/1404	14.75	0.89	8	-	-	-	-	-
III, 626-7	9/7/1404	21/3/1406	17.08	2.64	46	-	-	-	-	-
IV, 9-10	21/3/1406	12/3/1407	10.75	0.21	0	-	-	-	-	-
IV, 46	12/3/1407	19/3/1408	15.88	1.25	13.4	-	-	-	-	-
IV, 84	20/3/1408	14/5/1409	16.33	1.03	9.3	-	-	-	-	-
IV, 111	14/5/1409	15/7/1410	17.04	0.63	2.8	-	-	-	-	-
IV, 148-9	15/7/1410	10/6/1412	26.21	2.91	31.7	-	-	-	-	-
IV, 172-3	10/6/1412	30/6/1413	26.63	2.89	42.4	-	-	-	-	-
IV, 203	30/6/1413	23/6/1414	30.00	1.83	27.8	-	-	-	-	-
IV, 221	23/6/1414	19/6/1415	17.08	0.78	15.5	-	-	-	-	-
IV, 254-5	19/6/1415	26/6/1416	32.33	3.31	12.4	-	-	-	-	-
IV, 279	26/6/1416	19/6/1417	16.21	0	8	-	-	-	-	-
IV, 298	19/6/1417	9/6/1418	21.08	0.25	2	-	-	-	-	-
IV, 326	9/6/1418	27/7/1420	25.67	0.25	26.5	-	-	-	-	-
IV, 362-3	27/7/1420	12/7/1422	25.21	0.00	7	-	-	-	-	-
IV, 389	27/7/1424	14/5/1425	18.38	0.25	2	-	-	-	-	-
IV, 416-7	14/5/1425	22/4/1426	7.33	0	0	-	0	(0)	-	-
IV, 453	24/5/1427	7/5/1428	8.00	0	0	-	0	(0)	-	-
IV, 484	7/5/1428	23/4/1429	8.92	0.50	2	-	0	(0)	-	-

<sup>1</sup> An account for Arbroath had been rendered to the Exchequer in 1359.

## A1-2: Arbroath

<i>Reference</i>	<i>Start Date</i>	<i>End Date</i>	<i>Wool (sack)</i>	<i>Woolfells (sack)</i>	<i>Hides (daker)</i>	<i>Misc. Fells (sack)</i>	<i>Cloth (dozen)</i>	<i>Salmon (barrel)</i>	<i>Herring (barrel)</i>	<i>Cod (no.)</i>
IV, 513	23/4/1429	25/3/1430	3.58	0.25	0	0	0	(0)	-	-
IV, 539-40	25/3/1430	3/5/1432 <sup>1</sup>	-	-	-	0	0	(0)	-	-
IV, 607-8	3/5/1432	27/6/1435	24.67	1.46	23.5	2.34	17	(0)	-	-
V, 27	8/7/1436	12/7/1438	6.00	0.54	15	-	-	-	-	-
V, 100	12/7/1438	27/8/1441	11.38	1.83	65	-	-	-	-	-
V, 192	27/8/1441	7/8/1445	11.83	1.74	31.8	-	-	-	-	-
V, 265-6	7/8/1445	4/7/1447	3.25	2.24	18	-	-	-	-	-
V, 379	4/7/1447	15/7/1450	1.63	1.54	18	-	-	-	-	-
VIII, 383-4	9/7/1472	13/7/1476	0.50	2.43	33.7	4.97	0	0	0	0
VIII, 543	13/7/1476	11/7/1478	0	1.00	11.5	3.20	0	0	0	0
VIII, 631	11/7/1478	29/7/1479	0	0.81	22	2.08	0	0	0	0
IX, 73-4	29/7/1479	6/7/1480	0	0	3	0	0	0	0	0
IX, 149-50	6/7/1480	13/7/1481	0	0	11.1	0	0	0	0	420
IX, 199	13/7/1481	20/6/1482	0	1.80	20	4.85	10.6	0	0	0
IX, 226	20/6/1482	11/7/1483	0	1.04	10.4	3.88	3.8	0	0	0
IX, 285	11/7/1483	7/7/1484	0	0.65	7	1.93	0	0	0	1,920
IX, 441-2	7/7/1484	10/7/1486	1	2.44	24	3.77	0	0	0	960
IX, 539	28/3/1487	10/7/1487	0	1.21	4.7	1.49	5	0	0	720
X, 54	10/7/1487	29/7/1488	1.54	1.38	4	2.40	0	0	0	2,100
X, 240	29/7/1488	16/7/1490	0	0.65	26.5	1.86	5	0	0	720
X, 362	16/7/1490	31/7/1492	0.96	2.98	18	8.30	0	0	0	2,400
X, 385	31/7/1492	20/7/1493	0	0.68	9.5	1.88	8	0	0	480
X, 459	20/7/1493	21/6/1494	0	1.34	26.4	3.71	3	0	0	0
X, 531	21/6/1494	14/8/1495	0	0.17	3	0.64	15.3	0	0	1,260
X, 610	14/8/1495	15/7/1496	1.46	0.75	30	1.76	0	0	0	600
XI, 47-8	15/7/1496	8/7/1497	0	0.90	10.7	2.01	16.2	0	0	1,080
XI, 117	8/7/1497	6/7/1498	0	0.52	18.2	1.25	4.8	0	0	2,640
XI, 219-20	6/7/1498	2/8/1499	0	1.00	15.6	2.30	28.2	0	0	1,780
XI, 371	2/8/1499	3/8/1501	0	1.33	50.5	5.02	6.8	0	0	1,500
XII, 85	3/8/1501	28/7/1502	0	0.50	13.5	1.79	0	0	0	1,320

<sup>1</sup> No individual goods given; the customs, which amounted to £10, were paid directly to the Receiver.

**A1-2: Arbroath**

<i>Reference</i>	<i>Start Date</i>	<i>End Date</i>	<i>Wool (sack)</i>	<i>Woolfells (sack)</i>	<i>Hides (daker)</i>	<i>Misc. Fells (sack)</i>	<i>Cloth (dozen)</i>	<i>Salmon (barrel)</i>	<i>Herring (barrel)</i>	<i>Cod (no.)</i>
XII, 167	28/7/1502	13/7/1503	2.00	0.25	6	3.02	34.5	0	0	600
XII, 261	13/7/1503	21/6/1504	0	0	18	2.00	10	0	0	600
XII, 379	21/6/1504	18/7/1505	0	0	17.25	0.31	0	0	0	1,200
XIII, 235	18/7/1505	5/7/1509	0	3.75	118.5	5.44	70	11	0	1,200
XIII, 364	5/7/1509	28/8/1510	0	0.50	15	0.56	12	12	0	1,440
XIII, 386	28/8/1510	23/7/1511 <sup>1</sup>	0	1.58	40	1.90	14	0	0	0
XIV, 49-50	13/7/1513	12/7/1514	0	0.67	29	2.65	10	0	0	480
XIV, 97	12/7/1514	2/8/1515	0	0.50	7	0	0	0	0	1,320
XIV, 190	2/8/1515	23/7/1516	0	1.19	42	3.88	10	0	0	0
XIV, 264	23/7/1516	18/7/1517	0	1.88	32	0.06	0	0	0	0
XIV, 330-1	18/7/1517	19/7/1518	0	1.00	24.5	1.13	37.5	0	0	0
XIV, 438	19/7/1518	Ca. 1519/20	0	2.50	19	1.34	0	0	0	0
XIV, 438	Ca. 1519/20	Aug 1521	0	0.58	15	1.08	27.5	0	0	0
XIV, 438	Aug 1521	4/4/1522	0	0.50	10	0.50	0	0	0	0
XVIII, 330	1/2/1555	24/10/1556	0	6.42	12.9	1.00	30	0	48	0
XIX, 2-3	25/10/1556	17/8/1557	0	4.00	14.8	0	5	0	23	0
XX, 143	22/5/1572 <sup>2</sup>	27/10/1574	0	1.00	6	0	72.5	0	0	0
XX, 208-9	27/10/1574	17/1/1576	0	0	4	2.28	0	0	0	0
XX, 246-7	17/1/1576	8/8/1576	0	1.50	0	1.63	0	0	0	0
XX, 272	8/8/1576	4/9/1577	0	2.83	3	0	0	0	0	0
XX, 295-6	4/9/1577	22/1/1579	0	4.33	1	0.42	0	0	6	0
XX, 311	22/1/1579	9/1/1580	0	2.50	0	0.25	0	0	0	0
XXI, 5	9/1/1580	20/9/1580	0	2.33	0	0.27	0	0	0	0
XXI, 160	20/9/1580	21/8/1581	0	4.58	0	0.29	0	0	0	0
XXI, 206	21/8/1581	18/8/1582 <sup>3</sup>	0	2.00	3	0.21	0	0	0	0
XXII, 419-20	1/10/1590	13/7/1594 <sup>4</sup>	0	2.38	0	0	0	0	0	0
XXIII, 127	13/7/1594	12/7/1596	0	1.25	3.75	0	0	0	0	0

<sup>1</sup> In addition there was 1 barrel of tallow.

<sup>2</sup> The Exchequer noted the customers had failed to appear since 17/8/1557.

<sup>3</sup> In addition there were 0.375 chalders of malt called Norway stalling (72d.).

<sup>4</sup> In addition there were customs of 320d. for stalling malt.

**A1-3: Ayr**

<i>Reference</i>	<i>Start Date</i>	<i>End Date</i>	<i>Wool (sack)</i>	<i>Woolfells (sack)</i>	<i>Hides (daker)</i>	<i>Misc. Fells (sack)</i>	<i>Cloth (dozen)</i>	<i>Salmon (barrel)</i>	<i>Herring (barrel)</i>	<i>Cod (no.)</i>	<i>Coal (chalden)</i>	<i>Re-exports Wine (d.)</i>
I, 83	18/3/1327	4/2/1328 <sup>1</sup>	-	-	-	-	-	-	-	-	-	-
I, 315-6	4/2/1328	5/3/1331 <sup>2</sup>	-	-	-	-	-	-	-	-	-	-
I, 495	11/11/1341	8/6/1342	0	0	83	-	-	-	-	-	-	-
I, 541	8/6/1342	6/8/1343 <sup>3</sup>	0	0	53.5	-	-	-	-	-	-	-
I, 609-10	11/11/1350	6/4/1359	1.00	0	0	-	-	-	-	-	-	-
II, 203	16/6/1365	17/1/1366	0.21	0	21.8	-	-	-	-	-	-	-
II, 243-4	17/1/1366	16/1/1367	0	0	17.3	-	-	-	-	-	-	-
II, 271	16/1/1367	18/1/1368	0	0	34.3	-	-	-	-	-	-	-
II, 321	<sup>4</sup>	23/2/1370	1.50	0	58.8	-	-	-	-	-	-	-
II, 378	29/1/1372	11/2/1373	42.38	2.35	46	-	-	-	-	-	-	-
II, 403-4	11/2/1373	11/2/1374	14.96	1.67	146.6 <sup>5</sup>	-	-	-	-	-	-	-
II, 476-7	5/2/1375	7/3/1376	40.54	6.85	177.5	-	-	-	-	-	-	-
II, 529-30	7/3/1376	5/2/1377	18.71	1.58	259.5	-	-	-	-	-	-	-
IV, 88-9	1408	15/5/1409	0	0	220	-	-	-	-	-	-	-
IV, 246-7	15/5/1409	22/6/1416 <sup>6</sup>	39.63 <sup>7</sup>	0	51.5 <sup>7</sup>	-	-	-	-	-	-	-
IV, 272	22/6/1416	14/6/1417	4.00	0	26.5	-	-	-	-	-	-	-
IV, 400-1	1/8/1425	16/4/1426	22.00	0	0	-	-	-	-	-	-	-
IV, 451-2	14/5/1427	6/5/1428 <sup>8</sup>	24.83	0	0	0.03	236.7	(0)	-	-	-	-
IV, 481	6/5/1428	20/4/1429	0	0	0	0	164.5	(0)	-	-	-	-

<sup>1</sup> No individual goods listed; customs amounted to £3 4s.

<sup>2</sup> No individual goods listed; customs amounted to £16 17s. 6d.

<sup>3</sup> There was an additional £4 2s. in customs on foreigners (equivalent to 61.5 dakers of hides).

<sup>4</sup> This account presumably started some time in 1369.

<sup>5</sup> Including a further 30.1 dakers customed, but not yet exported.

<sup>6</sup> From 1409-1411 there was only one ship; and the customs from it, amounting to £40, were seized and are not included. In 1415 there were no customs.

<sup>7</sup> Of which 15.5 sacks of wool were in a ship on the 10<sup>th</sup> April 1412; 3 sacks of wool and 31.5 dakers 16<sup>th</sup> August 1413; 5 sacks shipped from Irvine in 1413; 15.125 sacks shipped at Dunure in November 1414; and 1 sack of wool and 20 dakers of hides shipped from Irvine in 1414.

<sup>8</sup> Cloth exports and English import customs 4,070d.

<sup>9</sup> In addition there were customs of 5s. for fish exported to England.

**A1-3: Ayr**

<i>Reference</i>	<i>Start Date</i>	<i>End Date</i>	<i>Wool</i> (sack)	<i>Woolfells</i> (sack)	<i>Hides</i> (daker)	<i>Misc. Fells</i> (sack)	<i>Cloth</i> (dozen)	<i>Salmon</i> (barrel)	<i>Herring</i> (barrel)	<i>Cod</i> (no.)	<i>Coal</i> (chalden)	<i>Re-exports</i> <i>Wine</i> (d.)
IV, 498	20/4/1429	13/3/1430	0	0	0	0	0	(5.25) <sup>1</sup>	(24)	(300) <sup>2</sup>	-	-
IV, 526-7	13/3/1430	17/4/1431	0	0	0	0	31	(0)	-	-	-	-
IV, 570	12/5/1433	3/6/1434	3.00	0	0	0	0	(0)	-	-	-	-
V, 24-5	5/7/1436	12/7/1438	0	0	237	-	-	(0)	-	-	-	-
V, 74	7/11/1439	27/5/1440	0	0	0	-	-	(3.6) <sup>3</sup>	-	-	-	-
V, 129-30	27/5/1440	22/7/1443	26.04	0	183	-	-	(24) <sup>4</sup>	-	-	-	-
V, 145	22/7/1443	15/6/1444	3.33	0.79	13	-	-	(0)	-	-	-	-
V, 178	15/6/1444	10/7/1445	36.13	0	47.3	-	-	(0)	-	-	-	-
V, 215-6	10/7/1445	1/7/1446	36.04	0.15	300.2	-	-	(3) <sup>5</sup>	-	-	-	-
V, 261-2	10/7/1446	30/6/1447	23.25	0	404.7 <sup>6</sup>	-	-	-	-	-	-	-
V, 298-9	30/6/1447	2/9/1448	21.17	0	249	-	-	-	-	-	-	-
V, 336-7	2/9/1448	30/6/1449	4.67	0	147.5	-	-	-	-	-	-	-
V, 376-7	30/6/1449	11/7/1450	4.04	0.17	157	-	-	-	-	-	-	-
V, 491-2	1/5/1452	24/11/1452	0	0	93	-	-	-	-	-	-	-
V, 627-8	24/11/1452	12/7/1454	2.00	0.05	525	-	21.5	-	-	-	-	-
VI, 130	12/7/1454	4/10/1456	0	0	161	-	95	-	-	-	-	-
VI, 299	4/10/1456	6/7/1457	0	0	7	-	0	-	-	-	-	-
VI, 390-1	6/7/1457	1/7/1458	0	0	93	-	20	-	-	-	-	-
VI, 591	1/7/1458	1/7/1460	0	0	21	-	0	-	-	-	-	-
VII, 141-2	1/7/1460	8/7/1462	1.17	0	90	-	40	-	-	-	-	-
VII, 282-3	8/7/1462	6/6/1464	20.71	0	130	-	90	-	-	-	-	-
VII, 365	6/6/1464	27/6/1465	2.42	0	99	-	100	-	-	-	-	-
VII, 425	27/6/1465	19/6/1466	5.33	0	95	-	147.3	-	-	-	-	-
VII, 510-1	19/6/1466	30/6/1467	4.83	0	96	-	105	-	-	-	-	-
VII, 587	30/6/1467	5/7/1468	8.21	0	118	-	66	-	-	-	-	-

<sup>1</sup> The 420 salmon customed were sold for 2.520d.; the customs were 315d.; it has been assumed the salmon were equivalent to ca. 5.25 Hamburg barrels (calculated using the common duty of 60d. per barrel applicable at this time).

<sup>2</sup> 25 dozen cod sold in the burgh for 660d., and paying custom of 60d.

<sup>3</sup> 72 dozen salmon, equivalent to 3.6 barrels (if 20 salmon per barrel, see E.71/1/10, f. 29).

<sup>4</sup> 7 pipes 3 barrels of salmon; equivalent to 24 barrels.

<sup>5</sup> 1 pipe of salmon exported to France; equivalent to 3 barrels.

<sup>6</sup> Not including 20 dakers of hides customed at Dumbarton.

**A1-3: Ayr**

<i>Reference</i>	<i>Start Date</i>	<i>End Date</i>	<i>Wool (sack)</i>	<i>Woolfells (sack)</i>	<i>Hides (daker)</i>	<i>Misc. Fells (sack)</i>	<i>Cloth (dozen)</i>	<i>Salmon (barrel)</i>	<i>Herring (barrel)</i>	<i>Cod (no.)</i>	<i>Coal (chalden)</i>	<i>Re-exports Wine (d.)</i>
VII, 660-1	5/7/1468	6/7/1469	3.29	0	138.2	-	126	-	-	-	-	-
VIII, 128	14/7/1470	2/7/1471	1.67	0	62	-	50	-	-	-	-	-
VIII, 192	30/7/1472	1/7/1473	0	0	20	-	70	-	-	-	-	-
VIII, 248	1/7/1473	16/6/1474	0	0	43	1.00	10	0	24	0	-	-
VIII, 382-3	16/6/1474	5/7/1476	0	0	139	0	0	0	0	0	-	-
VIII, 457	5/7/1476	3/7/1477	0	0	161	0	0	0	0	0	-	-
VIII, 540	3/7/1477	30/6/1478	1.25	0	297	0	100	0	0	0	-	-
VIII, 621	30/6/1478	15/6/1479	0	0	196	0	66.5	0	0	0	-	-
IX, 64	15/6/1479	9/6/1480	0.67	0	47.5	0	40	0	54	2,340	-	-
IX, 144	9/6/1480	16/7/1481	0	0	187	0	30	7	611	1,200	-	-
IX, 209	1/9/1481	11/11/1482 <sup>1</sup>	0	0	30	0	20	0	-	0	-	-
IX, 211	11/11/1482	27/6/1483	0	0	75	0	0	0	0	0	-	-
IX, 340	27/6/1483	19/7/1485	0	0	120 <sup>2</sup>	0	0	0	0	0	-	-
IX, 446	19/7/1485	7/8/1486	0	0	60	0	0	0	0	0	-	-
IX, 541-2	7/8/1486	23/7/1487	0	0	80	0	40	0	156	0	-	-
X, 233	23/7/1487	3/7/1490	0	0	99.5	0	15	0	0	1,200	0	0
X, 299	3/7/1490	1/7/1491	0	0	88	0	0	0	0	0	0	0
X, 361	1/7/1491	25/7/1492	0	0	160	0	60	0	0	0	0	0
X, 456	25/7/1492	16/6/1494	0	0	115	0	60	0	0	0	0	0
X, 533	16/6/1494	19/8/1495 <sup>3</sup>	0	0	102.5	0	60	0	0	0	0	0
X, 607	19/8/1495	30/6/1496	0	0	195	0	53.3	0	0	0	0	0
XI, 120-1	30/6/1496	7/7/1497	0	0	0	0	0	0	0	0	0	0
XI, 120-1	7/7/1497	25/7/1498	2.00	0	504.5	0	258	0	0	120	0	0
XI, 222	25/7/1498	21/1/1500	0.75	0	234.8	0	249.7	3	651	60	0	0
XI, 271	21/1/1500	21/11/1500	16.83	0	259	2.13	358	0	368	360	0	0
XI, 366-7	21/11/1500	30/6/1501	2.00	7.13	169.7	4.84	486	0	418	3,000	0	0
XII, 78-9	30/6/1501	9/7/1502	3.25	0	169.9	0.31	317 <sup>4</sup>	0	76	0	0	0

<sup>1</sup> Ayr's goods were included in the account for Dumbarton, Irvine, and Lowes. The hides and the cloth were stated as being customed at Ayr and so have been included here; there was no mention of where the herring was customed.

<sup>2</sup> Of the burghesses of Ayr, paid directly to the Comptroller.

<sup>3</sup> Includes Irvine's customs.

<sup>4</sup> Originally the cloth customs were assessed at 5,706d., but this was found to have been overcharged by 1,902d.

**A1-3: Ayre**

<i>Reference</i>	<i>Start Date</i>	<i>End Date</i>	<i>Wool (sack)</i>	<i>Woolfells (sack)</i>	<i>Hides (daker)</i>	<i>Misc. Fells (sack)</i>	<i>Cloth (dozen)</i>	<i>Salmon (barrel)</i>	<i>Herring (barrel)</i>	<i>Cod (no.)</i>	<i>Coal (chalden)</i>	<i>Re-exports Wine (d.)</i>
XII, 154	9/7/1502	19/6/1503	0	0	359.7	0	256	0	36	2,580	0	0
XII, 267	19/6/1503	3/7/1504	0	0.50	368.6	0.03	284	0	96	960	0	0
XII, 376	3/7/1504	15/7/1505	4.17	0	251	0	447.4	6	0	0	0	0
XII, 472	15/7/1505	10/7/1506 <sup>1</sup>	1.67	0	112	0	987	0	168	0	0	0
XII, 598-9	10/7/1506	12/8/1507	2.00	0	161.6	0	392	1	150	600	0	0
XIII, 84-5	12/8/1507	5/7/1508	0	0	201.5	0	73	2	70	120	0	0
XIII, 226	5/7/1508	14/6/1509	5.00	0	288.9	0	570	0	96	0	0	0
XIII, 359-61	14/6/1509	6/8/1510	2.00	0	246.2	0.13	438	37.5	0	0	0	0
XIII, 382	6/8/1510	9/7/1511	0	0	276.5	0	195.3	24	36	0	0	0
XIII, 480-1	9/7/1511	19/7/1512 <sup>2</sup>	0	0	267.2	0	181.8	6.75 <sup>3</sup>	101	0	0	0
XIII, 569	19/7/1512	1/7/1513	0	0	429.5	0	73	60	84	0	0	0
XIV, 47-8	1/7/1513	1/7/1514	0	1.46	227	0.13	337	3	98	0	0	0
XIV, 95	1/7/1514	5/7/1515	9.50	0.50	612.9 <sup>4</sup>	0.53	337.8	12	70 <sup>4</sup>	0	0	0
XIV, 187-8	5/7/1515	16/7/1516 <sup>5</sup>	10.35	0.92	312.1 <sup>6</sup>	2.65	762.3	0	225.5	0	0	0
XIV, 260-1	16/7/1516	7/7/1517	0	1.00	102.4	0.50	627.5	0	150.5	0	0	0
XIV, 329	17/7/1517	6/7/1518	4.63	0.38	298.5	0.75	158.3	8	0	0	0	0
XIV, 432	6/7/1518	1519	0.18	0	220.1	0	89.9	0	0	0	10.5	0
XIV, 432	1519	1520	4.00	0	731.8	0.25	252	6	0	0	0	0
XIV, 432	1520	1521	2.56	0.21	388.7	0.25	898.5	2	0	0	0	0
XIV, 432	1521	15/2/1522	8.42	0	172.4	0.31	229.7	10	0	0	0	0
XV, 54-5	4/9/1522	9/3/1524	0.50	0	249.5	0.75	231.3	10	92	0	0	0
XV, 178-9	9/3/1524	5/7/1525	1.00	0	124	0	272.7	0	0	0	0	0
XV, 265-6	5/7/1525	4/7/1526	0	0	170	0	262	0	100	0	0	0
XV, 265-6	4/7/1526	21/8/1535 <sup>7</sup>	-	-	-	-	-	-	-	-	-	-
XVII, 186	21/8/1535	1536	0	0	75	0	100	0	0	0	0	0

<sup>1</sup> Includes Irvine's customs.

<sup>2</sup> Included in these goods were unspecified goods amounting to £8 9s. 6d. customed at Wigtown; these may refer to goods customed a number of years before.

<sup>3</sup> 4 puncheons and 1 small barrel; apparently equivalent to 6¾ Hamburg barrels.

<sup>4</sup> Not including 66.5 dakers of hides and 12 barrels of herring customed at Irvine.

<sup>5</sup> In addition there were 2 barrels of tallow. The figures also include customs of 47s. 1d. for certain wool, woolfells, and hides which had been customed at Irvine.

<sup>6</sup> Not including 26 dakers of hides customed at Irvine.

<sup>7</sup> Customs leased for £42 per year. *E.R.*, XV, pp. 358, 437, 509; XVI, pp. 36-7, 146, 377.

**A1-3: AyR**

<i>Reference</i>	<i>Start Date</i>	<i>End Date</i>	<i>Wool (sack)</i>	<i>Woolfells (sack)</i>	<i>Hides (daker)</i>	<i>Misc. Fells (sack)</i>	<i>Cloth (dozen)</i>	<i>Salmon (barrel)</i>	<i>Herring (barrel)</i>	<i>Cod (no.)</i>	<i>Coal (chalden)</i>	<i>Re-exports Wine (d.)</i>
XVII, 186	1536	1537	0	0	0	0	0	0	0	0	0	0
XVII, 186	1537	1538	0	0	125	0	146.7	0	0	0	0	0
XVII, 186	1538	11/9/1539	0	0	150	0	330	36	158	0	0	0
XVII, 300	11/9/1539	12/8/1540	0	0	201	0	992	0	0	0	0	0
XVII, 392	12/8/1540	12/8/1541	0	0	230.5	0	619.5	11	192	0	0	0
XVII, 462	12/8/1541	14/7/1542	0	15.00	150	0	499.5	10.5	240	0	0	0
XVIII, 87	14/7/1542	1/9/1542	0	0	0	0	0	0	0	0	0	0
	1/9/1542	20/9/1554 <sup>1</sup>	-	-	-	-	-	-	-	-	-	-
XVIII, 283	20/9/1554	4/9/1555	0	2.58	157.5	0	46.7	0	306	0	0	0
XVIII, 334	4/9/1555	8/11/1556	0	0.92	130.5	0.29	211	0	488	0	0	0
XIX, 36-7	8/11/1556	9/9/1558	0	2.71	164	0	318.3	0	218	0	16	0
XIX, 83-4	9/9/1558	26/9/1559	0	0	55.5	0	160	0	240	0	0	0
XIX, 171	26/9/1559	5/9/1561	0	0	160	0	410	0	480	0	60	0
XIX, 195	5/9/1561	3/2/1563	0	0	41.5	0	262.2	0	244	0	50	0
XIX, 275	3/2/1563	8/2/1565	0	0	18	0	353	0	888	0	53.5	0
XX, 96	8/2/1565	1/10/1572	0	0	192	0	1,306	0	3084	0	286	0
XX, 149-50	1/10/1572	1/11/1574	0	0	196.2	0.25	640	0	96	0	214	0
XX, 313	1/11/1574	1/11/1579	0	0	199	0	2,115	0	444	0	481	0
XXI, 159-60	1/11/1579	1/11/1580	0	0	33	0	130	72	174	0	0	384
XXI, 218	1/11/1580	1/10/1582	0	0	81	0	506	0	264	0	80	384
E:71/3/5	1/10/1583	1/10/1584	0	0	60	0	174	0	312	0	68	0
XXII, 90	1/10/1589	1/10/1590	0	0	0	0	24	24	696	0	16	96
XXII, 169	1/10/1590	8/7/1591	0	0	0	0	24	0	600	0	23	0
XXII, 331	8/7/1591	Ca. 1592	0	0	20	0	31	0	552	0	24	0
XXII, 331	Ca. 1592	8/7/1593	0	0	21	2.88	31	0	552	0	22	0
XXII, 442	8/7/1593	5/7/1594	0	0	20	2.63	30	0	516	0	15	240
XXIII, 90	5/7/1594	5/7/1595	0	0	0	1.94	30	0	468	0	16	336
XXIII, 183	5/7/1595	7/7/1597	0	0	20	4.44	62	0	1,044	0	25	576
XXIII, 240	7/7/1597	6/7/1598	0	5.00	24	0	288	0	492	0	10	0

<sup>1</sup> Customs leased for £40 per year; the lease was remitted for the two years prior to 14/3/1545 by consideration of the Auditors. E.R., XVIII, pp. 87-8, 118-9, 145, 177, 225, 258.



## A1-4: Banff

Reference	Start Date	End Date	Wool (sack)	Woolfells (sack)	Hides (daker)	Misc. Fells (sack)	Cloth (dozen)	Salmon (barrel)	Herring (barrel)	Cod (no.)
I, 332	-	1330 <sup>1</sup>	-	-	-	-	-	-	-	-
II, 484-5	5/7/1375	11/3/1376	27.48	2.33	17.7	-	-	-	-	-
III, 70-1	7/9/1381	7/3/1382	15.17	3.75	23.6	-	-	-	-	-
III, 213	-	14/2/1390 <sup>2</sup>	22.63	0.03	11.3	-	-	-	-	-
III, 229-30	14/2/1390	24/2/1391	31.88	0.16	28.3	-	-	-	-	-
IV, 385	21/8/1424	11/5/1425	15.25	0.96	38.9	-	0	-	-	-
IV, 417	11/5/1425	26/4/1426	17.79	0.08	7	-	0	-	-	-
IV, 445-6	23/5/1427	4/5/1428	31.21	1.15	4.7	0	17.8	(108.5) <sup>3</sup>	-	-
IV, 479-80	4/5/1428	18/4/1429	19.83	3.97	5.7	0	0	(32) <sup>4</sup>	-	-
IV, 513-4	18/4/1429	25/3/1430	7.75	0.61	19.7	0	0	(0)	-	-
IV, 570	15/5/1433	3/6/1434	3.50	1.42	43.7	0.04	1	(0)	-	-
V, 429-30	29/9/1450	15/7/1451	0	0	0	-	-	(19.5) <sup>5</sup>	-	-
VIII, 467-8	20/5/1475	4/8/1477	0	0	0	0	0	361	0	0
IX, 71	4/8/1477	14/7/1480	0	0	0	0	0	519	0	0
IX, 152-3	14/7/1480	28/7/1481	0	0	0	0	0	222	0	0
IX, 203	28/7/1481	17/3/1483 <sup>6</sup>	0	0	0	0	0	189.5	0	0
XI, 272	8/2/1500 <sup>7</sup>	7/12/1500	0	0	0	0	0	115	0	0
XII, 166-7	7/12/1500	8/7/1503	5.08	2.83	15	4.06	6.3	200	0	600
XII, 469	8/7/1503	28/7/1506	0	0	2	0	0	116 <sup>8</sup>	0	0
XIII, 93	28/7/1506	17/7/1508	0	0	10	0	0	230	0	1,680
XIII, 238	17/7/1508	17/7/1509	0	0	5	0	0	52	0	0
XIV, 98-9	2/2/1511 <sup>9</sup>	2/2/1516 <sup>10</sup>	-	-	-	-	-	-	-	-

<sup>1</sup> The Exchequer noted Banff's customar had not rendered an account for a long period.

<sup>2</sup> And nothing for the period preceding this account, because there had been no ships for a long period.

<sup>3</sup> Calculated on the basis that each barrel paid customs of 60d.

<sup>4</sup> Including 20 small barrels of salmon which were equivalent to 10 Hamburg barrels.

<sup>5</sup> Exported by Englishmen.

<sup>6</sup> From 31/7/1485 to 1489 (and maybe beyond), the customs of Banff were included in the accounts for Inverness, Elgin etc.

<sup>7</sup> The Exchequer noted the customars had failed to appear in the preceding seven years to pay their custom lease of £10 per year. *E.R.*, XII, pp. 88-9.

<sup>8</sup> Including 8 barrels of salmon belonging to William Blith and charged in the audit from entry books of Edinburgh.

<sup>9</sup> The Exchequer noted the customar failed to appear between 17/7/1509-2/2/1511.

<sup>10</sup> Customs leased for £20 per year.

## A1-4: Banff

<i>Reference</i>	<i>Start Date</i>	<i>End Date</i>	<i>Wool</i> (sack)	<i>Woolfells</i> (sack)	<i>Hides</i> (daker)	<i>Misc. Fells</i> (sack)	<i>Cloth</i> (dozen)	<i>Salmon</i> (barrel)	<i>Herring</i> (barrel)	<i>Cod</i> (no.)
XIV, 335-6	27/3/1518 <sup>1</sup>	26/8/1518	0	1.50	11	1.50	20	276	0	0
XIV, 371-2	26/8/1518	Ca. 1519	4.83	0	1	2.85	0	230	0	0
XIV, 371-2	Ca. 1519	26/11/1520	1.00	0	0	0	0	295 <sup>2</sup>	0	0
	19/7/1525 <sup>3</sup>	1537 <sup>4</sup>	-	-	-	-	-	-	-	-
XVII, 182-3	1537	1538 <sup>5</sup>	-	-	-	-	-	-	-	-
XVII, 182-3	1538	28/8/1539	1.42	0.17	6	0	0	237	64	0
XVII, 300	28/8/1539	9/8/1540	5.00	4.08	13.3	0.17	0	336	0	12,300
XVII, 397	9/8/1540	26/8/1541	0	0.17	5	0	0	247	0	11,400
XVII, 461-2	26/8/1541	13/7/1542	0	1.25	5	0	0	90	0	2,550
XVIII, 47	13/7/1542	17/7/1543	0	1.50	0	0	0	286	0	0
	17/7/1543	14/1/1556 <sup>6</sup>	-	-	-	-	-	-	-	-
XVIII, 335	14/1/1556	21/11/1556	0	1.75	3	0	0	152	191	0
XIX, 6	21/11/1556	9/2/1558	0	0	0	0	0	77	0	1,200
	6/6/1561	1/9/1573 <sup>7</sup>	-	-	-	-	-	-	-	-
XX, 250	1/9/1573	1/10/1576	0	0.50	27	0	0	288	0	0
XX, 275	1/10/1576	18/12/1577	0	0	0	0	0	47	0	0
XX, 297	18/12/1577	1/11/1578	0	0	0	0	0	95	0	0
XX, 310	1/11/1578	4/9/1579	0	0	0	0	0	95	0	0
XXI, 6	4/9/1579	10/9/1580	0	0	0	0	0	106	0	0
XXI, 161	10/9/1580	1/8/1581	0	0	0	0	0	156	0	0
XXI, 208	1/8/1581	10/9/1582	0	0	0	0	0	144	0	0
	1/8/1592	26/7/1600 <sup>8</sup>	-	-	-	-	-	-	-	-

<sup>1</sup> The Exchequer noted the customar failed to appear between 5/9/1515-27/3/1518.

<sup>2</sup> Not including all the salmon customed in 1520 (presumably referring to the salmon customed around the time of the audit).

<sup>3</sup> The Exchequer noted the customar failed to appear between 26/11/1520-20/7/1525.

<sup>4</sup> Customs leased for £20 per year. *E.R.*, XV, pp. 274-6, 362, 444-5, 513; XVI, pp. 34, 146, 227, 357, 377; XVII, pp. 182-3.

<sup>5</sup> No goods listed; total customs were £48.

<sup>6</sup> Customs leased for £20 per year. *E.R.*, XVIII, pp. 101-2, 117, 146, 172-3, 196, 221-2, 255, 281-2, 335.

<sup>7</sup> Customs leased for £24 per year. *E.R.*, XIX, pp. 195, 221, 275, 325; XX, 250

<sup>8</sup> Customs leased for £20 per year. *E.R.*, XXII, pp. 335, 420; XXIII, pp. 89, 128, 240, 332-3, 358.

### A1-5: Berwick-upon-Tweed

<i>Reference</i>	<i>Start Date</i>	<i>End Date</i>	<i>Wool (sack)</i>	<i>Woolfells (sack)</i>	<i>Hides (daker)</i>	<i>Misc. Fells (sack)</i>	<i>Cloth (dozen)</i>	<i>Salmon (barrel)</i>	<i>Herring (barrel)</i>	<i>Cod (no.)</i>	<i>Oil (barrel)</i>
I, 79-80	4/3/1327	11/11/1327	1,518.7	53.51	160.2	-	-	-	-	-	-
I, 80-1	11/11/1327	27/1/1328	368.5	43.00	194.9	-	-	-	-	-	-
I, 97-9	27/1/1328	9/7/1328	720.6	88.70	528.1 <sup>1</sup>	-	-	-	-	-	-
I, 173-4	19/6/1328	4/8/1329	1,803.5	195.45	975.3	-	-	-	-	-	-
I, 278-9	11/8/1329	20/6/1330	1,120.0 <sup>2</sup>	85.40 <sup>2</sup>	615.3 <sup>2</sup>	-	-	-	-	-	-
I, 319-20	20/6/1330	11/3/1331	1,457.0	75.48	622.1	-	-	-	-	-	-
I, 370-1	11/3/1331	24/11/1331	1,599.6	30.83	191.8	-	-	-	-	-	-
I, 428-9	24/11/1331	3/11/1332	1,546.8	128.67	360.9	-	-	-	-	-	-
I, 419-20	3/11/1332	22/2/1333 <sup>3</sup>	190.3	45.19	227.7	-	-	-	-	-	-
Donnelly, 154 <sup>4</sup>	27/7/1333	29/9/1334 <sup>5</sup>	40	16.67	120	-	-	-	-	-	-
Donnelly, 154	23/9/1334	12/10/1335 <sup>5</sup>	995	108.33	780	-	-	-	-	-	-
Donnelly, 154	14/10/1335	29/9/1336 <sup>5</sup>	738	83.33	860	-	-	-	-	-	-
Donnelly, 154	30/11/1338	22/3/1341 <sup>5</sup>	731	150	440	-	-	-	-	-	-
Donnelly, 154	29/9/1341	29/9/1342 <sup>5</sup>	1,087	37.5	360	-	-	-	-	-	-
Donnelly, 154	29/9/1350	18/6/1357 <sup>5</sup>	1,386	133.33	460	-	-	-	-	-	-
Donnelly, 154	20/6/1357	20/3/1361 <sup>5</sup>	952	116.67	280	-	-	-	-	-	-
Donnelly, 154	23/3/1361	29/9/1365 <sup>5</sup>	825	45.83	80	-	-	-	-	-	-
Donnelly, 154	29/9/1363	12/10/1371 <sup>5</sup>	1,232	166.67	180	-	-	-	-	-	-
Donnelly, 154	12/10/1371	29/9/1373 <sup>5</sup>	798	62.5	340	-	-	-	-	-	-
Tuck, 160 <sup>6</sup>	1371	1385 <sup>5</sup>	671	-	-	-	-	-	-	-	-
Tuck, 160	1386	1390 <sup>5</sup>	362	-	-	-	-	-	-	-	-
Tuck, 160	1391	1400 <sup>5</sup>	540	-	-	-	-	-	-	-	-
Tuck, 160	1404	1432 <sup>5</sup>	316	-	-	-	-	-	-	-	-
VII, 364	25/1/1465	14/6/1465	5.6	1.46	46.9	0	41	15	0	0	0
VII, 421	14/6/1465	11/6/1466	11.3	0.34	9.6	1.38	185.6	130	0	0	0

<sup>1</sup> Not including 4 dakers hides customed at Lochmaben.

<sup>2</sup> Not including 147.42 sacks of wool, 1 sack of woolfells, and 241.9 dakers of hides customed elsewhere.

<sup>3</sup> Thereafter and until 1461 (except 1355-56) Berwick-upon-Tweed and its customs were controlled by the English crown.

<sup>4</sup> J. Donnelly, "An Open Port: The Berwick Export Trade, 1311-1373", *Scottish Historical Review*, LXXVIII (1999), p. 154.

<sup>5</sup> Annual average.

<sup>6</sup> A. Tuck, "A medieval tax haven: Berwick upon Tweed and the English crown: 1333-1461" in R. Britnall and J. Hatcher (eds.), *Progress and Problems in Medieval England. Essays in honour of Edward Miller* (Cambridge, 1996), p. 160.

### A1-5: Berwick-upon-Tweed

<i>Reference</i>	<i>Start Date</i>	<i>End Date</i>	<i>Wool</i> (sack)	<i>Woolfells</i> (sack)	<i>Hides</i> (daker)	<i>Misc. Fells</i> (sack)	<i>Cloth</i> (dozen)	<i>Salmon</i> (barrel)	<i>Herring</i> (barrel)	<i>Cod</i> (no.)	<i>Oil</i> (barrel)
VII, 504	11/6/1466	15/6/1467	1.3	0	0	0	0	49.5	0	240	0
VII, 578-9	15/6/1467	18/6/1468	0	0	0	0	0	421	0	6,600	0
VII, 665	18/6/1468	26/7/1469	0.3	0	0	0	1	391	0	7,680	0
VIII, 118-9	26/7/1470	21/7/1471	0	0	0	0	0	177	15	960	6
VIII, 187-8	12/6/1472	30/6/1473	0	0	0	0	0	445	0	4,320	0
VIII, 388-9	27/4/1476 <sup>1</sup>	28/7/1476	0	0	0	0	0	207	0	240	0
VIII, 455-7	28/7/1476	28/6/1477	0	0	5	0	0	543	0	5,880	0
VIII, 539-40	28/6/1477	17/6/1478	0	0	0	0	0	362	86	1,320	0
VIII, 620-1	17/6/1478	14/6/1479	0	0	0	0	0	755	0	2,580	0
IX, 63-4	14/6/1479	16/6/1480	0	0	0	0	0	924	0	2,280	0
IX, 145-6	16/6/1480	3/7/1481 <sup>2</sup>	0	0	16	0	0	925	0	360	0

<sup>1</sup> In the three years prior to this the customs were in the hands of the keepers of Berwick castle.

<sup>2</sup> Berwick-upon-Tweed, thereafter, was under English control.

## A1-6: Burntisland

<i>Reference</i>	<i>Start Date</i>	<i>End Date</i>	<i>Woolfells (sack)</i>	<i>Hides (daker)</i>	<i>M. Fells (sack)</i>	<i>Cloth (dozen)</i>	<i>Salmon (barrel)</i>	<i>Herring (barrel)</i>	<i>Cod (no.)</i>	<i>Oil (barrel)</i>	<i>Salt (chr.)</i>	<i>Coal (chr.)</i>	<i>Re-expt. (d.)</i>
XVIII, 279-80	15/1/1555 <sup>1</sup>	23/8/1555	0	17	0	0	0	550	9,960	0	0	0	0
XVIII, 331-2	23/8/1555	3/11/1556	0	2	0	0	9	243	3,600	0	0	20	0
XIX, 5	3/11/1556	10/9/1557 <sup>2</sup>	0	0	0	0	22	12	240	0	0	0	0
XIX, 38	10/9/1557	11/10/1558	0	0	0	0	0	756	0	0	0	5	216 <sup>3</sup>
XIX, 81	11/10/1558	23/8/1559	0	0	0	0	0	479	0	0	0	0	0
XIX, 109	23/8/1559	26/9/1560	0.6	0	0	0	0	12	0	0	0	36	0
XIX, 172-3	26/9/1560	7/10/1561	2.3	2	0.6	16	0	320	0	0	0	24	0
XIX, 193	7/10/1561	8/12/1562	0.5	0	0	13.8	0	48	0	0	0	66	480 <sup>4</sup>
XIX, 220	8/12/1562	25/8/1563	0	0	0.2	0	0	31	0	0	0	25.5	360 <sup>5</sup>
XX, 249	25/8/1563	6/1/1568	0	0	0	0	0	152	0	0	0	33	0
XX, 65	6/1/1568	29/9/1570	2.3	0	0	0	23	24	2,400	0	0	45	0
XX, 249	1/7/1572	16/11/1576	3	3	0.1	2.5	0	540	0	0	0	129.5	0
XXI, 159; E.71/5/1	6/1/1577	1/8/1577	0	0	0	0	0	0	0	0	0	30	0
XXI, 159; E.71/5/1	1/8/1577	1/8/1578	0	0	0	10	0	36	0	0	12	30	0
XXI, 159; E.71/5/1	1/8/1578	1/8/1579	0	0	0	0	0	264	0	0	0	8	0
XXI, 159; E.71/5/1	1/8/1579	1/8/1580	0	0	0	7.5	0	48	0	0	0	44	768 <sup>6</sup>
XXI, 159; E.71/5/1	1/8/1580	18/8/1581	0	0	0	0	0	0	3,000	0	5	60	0
XXI, 217	18/8/1581	1/10/1582	0	4	0	0	0	0	240	0	5	39	0
XXIII, 190	16/7/1596	21/7/1597	1.5	12	1.2	0	0	48	0	0	0	64	2,640 <sup>7</sup>
XXIII, 243	21/7/1597	1/3/1598	0	0	0	0	0	88	3,120	2	0	85	2,304 <sup>8</sup>
XXIII, 243	1/3/1598	19/7/1598	3	0	0.8	0	0	0	0	0	0	0	0
XXIII, 332	19/7/1598	1/12/1598	0	0	0	100 <sup>9</sup>	0	30	0	0	0	4	3,600 <sup>7</sup>
XXIII, 332	1/12/1598	12/7/1599	0	0	3.7	0	0	0	0	0	0	25	240 <sup>7</sup>

<sup>1</sup> The Exchequer noted no account for Burntisland had been rendered since 11/7/1542 (when it was included with Kinghorn).

<sup>2</sup> In addition 21,840 oysters were customed (72d.).

<sup>3</sup> Timber by-products.

<sup>4</sup> Timber by-products 360d.; grocery wares 120d.

<sup>5</sup> Timber by-products and metal.

<sup>6</sup> Wine.

<sup>7</sup> Timber.

<sup>8</sup> Baltic wares.

<sup>9</sup> 100 dozen linen cloth (£20).

**A1-7: Crail**

<i>Reference</i>	<i>Start Date</i>	<i>End Date</i>	<i>Wool (sack)</i>	<i>Woolfells (sack)</i>	<i>Hides (daker)</i>	<i>Misc. Fells (sack)</i>	<i>Cloth (dozen)</i>	<i>Salmon (barrel)</i>	<i>Herring (barrel)</i>	<i>Cod (no.)</i>	<i>Re-exports (d.)</i>
IV, 108	- <sup>1</sup>	12/7/1410	1.00	0.54	0	-	-	-	-	-	-
IV, 139	12/7/1410	7/6/1412	2.13	0.83	1.5	-	-	-	-	-	-
IV, 409	15/5/1425	22/4/1426	1.75	0.25	0	0	0	-	-	-	-
IV, 483	- <sup>2</sup>	18/4/1429	6.5	0.17	3	0	0	(0)	-	-	-
IV, 505-6	18/4/1429	22/3/1430	3.58	0.76	6.7	0	0	(0)	-	-	-
IV, 572-3	20/5/1433	5/6/1434	4.04	0	7	0	0	(0)	-	-	-
V, 154	20/6/1442	27/6/1444	4.00	0.13	2.5	-	-	-	-	-	-
V, 377	27/6/1444	13/7/1450	2.96	0.24	5.5	-	-	(0)	-	-	-
V, 433-4	13/7/1450	24/7/1451	0.75	0	8.5	-	-	(0)	-	-	-
V, 566	13/7/1451	21/6/1453	0	0.33	2	0	0	(0)	-	-	-
VIII, 138	4/7/1469	15/7/1471 <sup>3</sup>	0	0	0	0	0	0	75	17,880	-
VIII, 462-3	1/2/1477	21/7/1477	0	0	4.2	0.30	22	0	0 <sup>4</sup>	0 <sup>4</sup>	-
IX, 73	21/7/1477	4/7/1480	0	0	16.4	0	10	0	0 <sup>4</sup>	0 <sup>4</sup>	0
IX, 537-8	28/1486	7/7/1487	0	0.5	0	0	13	0	0	600	0
X, 53	7/7/1487	29/7/1488 <sup>5</sup>	-	-	-	-	-	-	-	-	-
X, 137	29/7/1488	9/7/1489	0	0	6.6	0	0	0	52	480	0
X, 232-3	9/7/1489	1/7/1490	0	0	7	0	0	6	0	720	0
X, 355	1/7/1490	16/7/1492	0.29	0.13	0	0	0	0	0	1,560	0
X, 386-7	16/7/1492	24/7/1493	0	0	0	0	0	0	26	960	0
X, 457	18/3/1494	17/6/1494	0	0	7.5	0	0	0	0	1,800	0
X, 528	17/6/1494	5/8/1495	0	0	0	0	0	0	36	2,880	0
X, 609	5/8/1495	25/6/1496	0	0	3	0	0	0	48	3,000	0
XI, 51-2	25/6/1496	26/6/1497	0	0	8	0	0	0	6	840	0
XI, 114	26/6/1497	27/6/1498	0	0.10	4.7	0	0	0	100	10,080	0
XI, 219	27/6/1498	15/7/1499	0	0	0	0	0	0	91	3,440	0

<sup>1</sup> From date of entry to office.

<sup>2</sup> From the last account; possibly from the missing 1427 custom roll.

<sup>3</sup> This account was for Crail and Ravensraig; the salt presumably came from the latter, hence it has been included in Dysart's tables.

<sup>4</sup> The customs of sea fish from the North Shore of the Forth were included in the accounts for Dysart and Pittenweem at this time.

<sup>5</sup> No individual goods given; total of the customed goods £4.

**A1-7: Crail**

<i>Reference</i>	<i>Start Date</i>	<i>End Date</i>	<i>Wool (sack)</i>	<i>Woolfells (sack)</i>	<i>Hides (daker)</i>	<i>Misc. Fells (sack)</i>	<i>Cloth (dozen)</i>	<i>Salmon (barrel)</i>	<i>Herring (barrel)</i>	<i>Cod (no.)</i>	<i>Re-exports (d.)</i>
XI, 272	15/7/1499	21/11/1500	0	0.33	22	0	0	0	152	7,620	0
XI, 364	21/11/1500	16/6/1501	0	0.33	3	0	0	0	61	4,080	0
XII, 86	16/6/1501	27/7/1502	0	0	2	0.25	0	18	24	5,280	0
XII, 160	27/7/1502	4/7/1503	0	0	2	0.25	16.7	0	16	1,200	0
XII, 268	4/7/1503	17/6/1504	0	0	2	0.17	0	0	0	840	0
XII, 369-70	17/6/1504	7/7/1505	0	0	4	0.19	0	0	0	1,200	144 <sup>1</sup>
XII, 472	7/7/1505	8/7/1506	0	0	2	0	0	0	190	2,100	0
XII, 591-2	8/7/1506	31/7/1507	0	0	4	0	0	0	84	840	0
XIII, 88	31/7/1507	11/7/1508	0	0	0	0	0	0	72	1,200	0
XIII, 234	11/7/1508	21/6/1509	0	0	0	0	0	0	261	2,640	0
XIII, 371	21/6/1509	22/8/1510	0	0	0	0	0	0	78	2,400	0
XIII, 384	22/8/1510	16/7/1511	0	0	0	0	0	0	354	2,340	0
XIII, 490	16/7/1511	5/8/1512	0	0	0	0	0	0	348	3,360	0
XIII, 578	5/8/1512	6/8/1513 <sup>2</sup>	0	0	0	0	0	0	135	4,080	0

<sup>1</sup> Timber by-products.

<sup>2</sup> Crail's customs, thereafter, were included with Pittenweem.

### A1-9: Culross

<i>Reference</i>	<i>Start Date</i>	<i>End Date</i>	<i>Cloth (dozen)</i>	<i>Salt (chalden)</i>	<i>Coal (chalden)</i>	<i>Great Coal (chalden)</i>	<i>Re-exports (d.)</i>
XXI, 3	22/2/1580 <sup>1</sup>	13/9/1580	0	526.5	466	0	0
XXI, 158	13/9/1580	18/8/1581	0	563	- <sup>2</sup>	54.25	0
XXI, 206	18/8/1581	18/8/1582	5.5	556	247	0	240 <sup>3</sup>
XXI, 217-8	18/8/1582	1/10/1582	0	20	96	0	0
XXII, 91	1/10/1589	1/10/1590	0	543	418	23	0
XXII, 170	1/10/1590	1/10/1591	0	540	360	26	0
XXII, 248	1/10/1591	21/7/1592	0	260	368	12	0
XXII, 332-3	21/7/1592	16/7/1593	0	249	321	93	0
XXII, 421	16/7/1593	18/7/1594	0	400	236	100.5	0
XXIII, 86	18/7/1594	12/7/1595	0	375	192	108	0
XXIII, 130	12/7/1595	12/7/1596	0	413	556	177	0
XXIII, 186	12/7/1596	20/7/1597	0	461	410	27	0
XXIII, 244	20/7/1597	1/3/1598	0	366	129	0	0
XXIII, 244	1/3/1598	20/7/1598	0	197	112	4	2,640 <sup>4</sup>
XXIII, 333	20/7/1598	1/12/1598	0	237	146	0	0
XXIII, 333	1/12/1598	19/7/1599 <sup>5</sup>	0	591	105	30	1,200 <sup>4</sup>

<sup>1</sup> In the years immediately before this jurisdiction was created, salt and possibly coal from the Narrows of the Forth were included in Edinburgh's accounts.

<sup>2</sup> No smiddy coal is listed in the account; it may have been carelessly omitted. The total of the goods in the account was £83 4s. too little; this could well represent the customs for 416 chalders of smiddy coal.

<sup>3</sup> Wine.

<sup>4</sup> Timber.

<sup>5</sup> In addition there were 11.25 chalders of barley.



## A1-9: Cupar

<i>Reference</i>	<i>Start Date</i>	<i>End Date</i>	<i>Wool (sack)</i>	<i>Woolfells (sack)</i>	<i>Hides (daker)</i>
I, 77	1/8/1327	21/1/1328	23.00	3.45	34.7
I, 95	21/1/1328	7/6/1328	5.92	7.05	18.6
III, 70	13/9/1381	5/3/1382 <sup>1</sup>	56.67	3.51	31.7
III, 95	5/3/1382	16/2/1383	76.92	6.35	118.4
III, 121	8/3/1384	16/3/1385	141.33	9.64	144.8
III, 136	16/3/1385	29/3/1386	21.13	2.05	18
III, 151	29/3/1386	17/5/1387	146.63	15.59	274.2
III, 177-8	17/5/1387	16/6/1388	96.17	8.65	79.9
III, 193-4	16/6/1388	25/2/1389	70.58	6.13	54.9
III, 206	25/2/1389	9/2/1390	99.38	3.59	72.8
III, 224	9/2/1390	16/2/1391	113.29	10.93	38.9
III, 254	16/2/1391	19/3/1392	133.67	12.44	124.3
III, 302	19/3/1392	1/2/1393	133.75	12.01	52.1
III, 331	1/2/1393	24/3/1394	151.13	10.42	50.8
III, 361-2	24/3/1394	6/4/1395	124.96	15.25	97.8
III, 388-9	6/4/1395	25/4/1396	216.21	11.92	110
III, 416-7	25/4/1396	1/6/1397	161.67	11.51	101.6
III, 444	1/6/1397	30/4/1398	144.63	12.44	159.8
III, 467	30/4/1398	2/5/1399	91.21	2.83	88.2
III, 497-8	2/5/1399	15/5/1400	135.21	8.20	71
III, 526-7	15/5/1400	9/6/1401	68.38	5.01	91.5
III, 550-1	9/6/1401	10/7/1402	112.38	5.25	76.3
III, 576-7	10/7/1402	21/6/1403	80.83	5.57	91.1
III, 599	22/6/1403	7/7/1404	88.00 <sup>2</sup>	5.34	75.6
III, 628-9	7/7/1404	24/3/1406	157.04	9.08	164

<sup>1</sup> Accounts for Cupar were rendered in 1359. *E.R.*, I, pp. 601-2.

<sup>2</sup> Not including 2.58 sacks of wool customed at Perth.

## A1-9: Cupar

<i>Reference</i>	<i>Start Date</i>	<i>End Date</i>	<i>Wool (sack)</i>	<i>Woolfells (sack)</i>	<i>Hides (daker)</i>	<i>Misc. Fells (sacks)</i>	<i>Cloth (dozen)</i>	<i>Herring (barrel)</i>	<i>Oil (barrel)</i>	<i>Re-exports (d.)</i>
IV, 12	24/3/1406	14/3/1407	125.04	3.71	73.7	-	-	-	-	-
IV, 56-7	14/3/1407	26/3/1408	120.00	7.11	81	-	-	-	-	-
IV, 77	27/3/1408	11/5/1409	121.79	6.56	100.9	-	-	-	-	-
IV, 106-7	11/5/1409	11/7/1410	120.08	5.27	33.1	-	-	-	-	-
IV, 147-8	11/7/1410	10/6/1412	158.13	4.59	77.1	-	-	-	-	-
IV, 172	10/6/1412	30/6/1413	58.75	1.61	15	-	-	-	-	-
IV, 198	30/6/1413	21/6/1414	92.83	4.59	42.6	-	-	-	-	-
IV, 220	21/6/1414	18/6/1415	100.46	3.58	14.5	-	-	-	-	-
IV, 245-6	18/6/1415	22/6/1416	112.79	5.05	15.2	-	-	-	-	-
IV, 271-2	22/6/1416	14/6/1417	71.17	5.13	22.9	-	-	-	-	-
IV, 291-2	14/6/1417	3/6/1418	81.29	3.41	21.3	-	-	-	-	-
IV, 311	3/6/1418	21/7/1420	103.29	6.59	56.9	-	-	-	-	-
IV, 341-2	21/7/1420	18/7/1421	72.17	2.58	28.5	-	-	-	-	-
IV, 359-60	18/7/1421	10/7/1422	50.79	1.41	13.9	-	-	-	-	-
IV, 382	21/7/1424	11/5/1425	57.42	3.75	32.2	-	-	-	-	-
IV, 403	11/5/1425	18/4/1426	50.46	6.70	26.4	0	0	-	-	-
IV, 439-40	17/5/1427	29/4/1428	83.42	7.04	30.2	0	0	-	-	-
IV, 468	29/4/1428	13/4/1429	97.25	8.56	20.4	0	0	-	-	-
IV, 498-9	13/4/1429	15/3/1430	52.58	6.35	20.8	0	0	-	-	-
IV, 526	15/3/1430	17/4/1431	53.79	4.58	25.6	0	0	-	-	-
IV, 556-7	6/5/1433	21/5/1434	70.21 <sup>1</sup>	10.67	17.6 <sup>1</sup>	0	0	-	-	-
IV, 606	21/5/1434	27/6/1435	38.17	2.90	3.1	4.22	0	-	-	-
V, 189	24/4/1444	26/7/1445	5.33	3.38	5.5	-	0	-	-	-
V, 226-7	26/7/1445	11/7/1446	65.33	8.71	26.1	-	-	-	-	-
V, 260-1	11/7/1446	28/6/1447	62.75	6.62	43.8	-	-	-	-	-
V, 299-300	28/6/1447	5/9/1448	63.29	6.62	37.8	-	-	-	-	-
V, 337-8	5/9/1448	8/7/1449	60.83	4.80	12.5	-	-	-	-	-
V, 375-6	8/7/1449	10/7/1450	44.71	22.01	33.5	-	-	-	-	-
V, 426-7	10/7/1450	12/7/1451	39.58	7.04	40.5	-	-	-	-	-

<sup>1</sup> Not including 2 sacks of wool and 2 dakers of hides customed at Craik.

## A1-9: Cupar

<i>Reference</i>	<i>Start Date</i>	<i>End Date</i>	<i>Wool</i> (sack)	<i>Woolfells</i> (sack)	<i>Hides</i> (daker)	<i>Misc. Fells</i> (sacks)	<i>Cloth</i> (dozen)	<i>Herring</i> (barrel)	<i>Oil</i> (barrel)	<i>Re-exports</i> (d.)
V, 494-5	12/7/1451	29/11/1452	46.50	8.26	61.9	-	0 <sup>1</sup>	-	-	-
V, 554	29/11/1452	18/6/1453	16.42	2.63	9.5	-	0	-	-	-
V, 624-5	18/6/1453	10/7/1454	20.46	7.18	67.1	- <sup>2</sup>	- <sup>2</sup>	-	-	-
VI, 15-6	10/7/1454	17/7/1455	23.50	5.18	65	-	0	-	-	-
VI, 131-2	17/7/1455	6/10/1456	25.50	5.03	14	-	0	-	-	-
VI, 296	6/10/1456	11/7/1457	8.00	4.55	34	-	0	-	-	-
VI, 389	11/7/1457	30/6/1458	30.29	7.85	39	-	0	-	-	-
VI, 490	30/6/1458	5/7/1459	21.00	3.56	50	-	20	-	-	-
VI, 585	5/7/1459	25/6/1460	19.67	5.32	58.5	-	0	-	-	-
VII, 38	25/6/1460	16/3/1461	13.63	0.86	13.5	-	15.7	-	-	-
VII, 152-3	16/3/1461	30/7/1462	18.17	8.05	90.4	-	27	-	-	-
VII, 216-7	30/7/1462	12/8/1463	30.88	4.05	22.5	-	0	-	-	-
VII, 290-1	12/8/1463	19/6/1464	35.79	8.59	23.5	-	0	-	-	-
VII, 368	19/6/1464	3/7/1465	16.33	8.40	34	-	29	-	-	-
VII, 428-9	3/7/1465	2/7/1466	12.75	5.81	28	-	82.8	-	-	-
VII, 509-10	2/7/1466	5/7/1467 <sup>3</sup>	20.42	3.62	13.4	-	38	-	-	-
VII, 585	5/7/1467	10/3/1468	23.25	0.78	1	-	0	-	-	-
VII, 586	10/3/1468	4/7/1468 <sup>4</sup>	4.92	3.95	5.5	-	0 <sup>5</sup>	-	-	-
VII, 658-9	4/7/1468	20/7/1469	17.79	8.05	16.5	-	12	-	-	-
VIII, 127-8	10/7/1470	27/6/1471	10.08	0.75	20	-	0	-	-	-
VIII, 195	3/7/1472	10/7/1473	3.29	2.25	4.5	-	10	0	0	-
VIII, 257-8	10/7/1473	15/7/1474	17.29	9.94	83.2 <sup>6</sup>	- <sup>7</sup>	15	0	0	-
VIII, 316-7	15/7/1474	11/7/1475	19.00	1.43	2.5	-	16	0	0	-
VIII, 384	11/7/1475	17/7/1476	19.00	8.45	64.5	-	48	0	0	-

<sup>1</sup> Not charged the custom of woollen cloth because none occurred.

<sup>2</sup> Not charged the custom of woollen cloth or fells called shorlings and scaldings because none were customised in the period.

<sup>3</sup> In addition there was 36 stone of tallow (at 2d. per stone).

<sup>4</sup> The account includes a entry of £5 8s. 4d. for the escheat of Hardgrip for non-payment of customs.

<sup>5</sup> 43 dozen cloth (43s.) were charged, but they were not exported

<sup>6</sup> Including customs on 10 dakers of hides belonging to William Forester which were paid directly to the Receiver.

<sup>7</sup> Not charged the customs on shorlings, or scaldings; the custumars were commanded to levy them in future.

## A1-9: Cupar

<i>Reference</i>	<i>Start Date</i>	<i>End Date</i>	<i>Wool</i> (sack)	<i>Woolfells</i> (sack)	<i>Hides</i> (daker)	<i>Misc. Fells</i> (sacks)	<i>Cloth</i> (dozen)	<i>Herring</i> (barrel)	<i>Oil</i> (barrel)	<i>Re-exports</i> (d.)
VIII, 461-2	17/7/1476	16/7/1477	6.75	5.68 <sup>1</sup>	34.5	-	55	0	0	-
VIII, 542	16/7/1477	6/7/1478	0.00	0.00	7.5	-	82	0	0	-
VIII, 626	6/7/1478	6/7/1479	12.04	7.07	62	-	147.7	0	0	-
IX, 74	6/7/1479	5/7/1480	18.67	6.79	41.9	-	56	0	0	-
IX, 150	5/7/1480	14/7/1481	3.33	1.00	30.3	-	10	0	0	0
IX, 199	14/7/1481	20/6/1482	16.17	7.22	45	<sup>2</sup>	43	0	0	0
IX, 222	20/6/1482	1/7/1483	15.29	6.48	49.5	-	0	0	0	0
IX, 284-5	1/7/1483	7/7/1484	13.79	5.24	32	-	4	0	0	0
IX, 338-9	7/7/1484	8/7/1485	14.58	6.18	37	-	25.2	0	0	0
IX, 440	8/7/1485	7/7/1486	9.83	2.42	8	-	18.5	0	0	0
IX, 538	7/7/1486	10/7/1487	12.29	7.36	4.5	-	12.8	0	0	0
X, 56	10/7/1487	31/7/1488	11.42	4.61	14	-	50.5	0	0	0
X, 138-9	31/7/1488	10/7/1489	11.75	10.01	16	-	64	0	0	0
X, 239	10/7/1489	9/7/1490	5.79	5.73	19	-	76.7	0	0	0
X, 301-2	9/7/1490	8/7/1491	3.08	0.92	23	-	44	0	0	0
X, 354	8/7/1491	13/7/1492	12.08	4.50	0	-	32.2	0	0	0
X, 382-2	13/7/1492	13/7/1493	2.58	5.14	5	-	249	0	0	0
X, 457	13/7/1493	16/6/1494	9.88	4.46	22.5	-	0	0	0	0
X, 528	16/6/1494	5/8/1495	6.42	2.13	10	-	52.5	0	0	0
X, 606-7	5/8/1495	23/6/1496	6.67	6.13	22.5	-	57.6	0	0	0
XI, 116-7	23/6/1496	27/6/1498	7.83	11.63	27.5	-	236.8	0	0	0
XI, 364-5	27/6/1498	17/6/1501	4.33	8.20	12	-	0	0	0	0
XII, 83-4	17/6/1501	23/7/1502	4.50	4.29	8	-	54.2 <sup>3</sup>	0	0	0
XII, 159	23/7/1502	3/7/1503	3.08	4.33	9.5	-	160.7	0	0	0
	19/6/1504 <sup>4</sup>	14/7/1512 <sup>5</sup>	-	-	-	-	-	-	-	-

<sup>1</sup> Including 0.2 sacks of woolfells illegally exported by John Baxstar

<sup>2</sup> Customars ordered to levy customs on shorlings, scaldings, futefells, lentreware and lambskins.

<sup>3</sup> Initially cloth customs were assessed at 984d., but an allowance of 334d. was given for overcharging.

<sup>4</sup> The Exchequer noted Cupar's customar failed to render account 3/7/1503-19/6/1504.

<sup>5</sup> Customs leased for £24 per year. *E.R.*, XII, pp. 367, 469-70, 596-7; XIII, pp. 85-6, 228, 369, 384, 479.

## A1-9: Cupar

<i>Reference</i>	<i>Start Date</i>	<i>End Date</i>	<i>Wool</i> (sack)	<i>Woolfells</i> (sack)	<i>Hides</i> (daker)	<i>Misc. Fells</i> (sacks)	<i>Cloth</i> (dozen)	<i>Herring</i> (barrel)	<i>Oil</i> (barrel)	<i>Re-exports</i> (d.)
XV, 185-6	6/12/1514 <sup>1</sup>	26/2/1521 <sup>2</sup>	-	-	-	-	-	-	-	-
XV, 266-7	13/8/1524 <sup>3</sup>	8/8/1525	0	1.32	29	0	108	0	0	1,116 <sup>4</sup>
	8/8/1525	10/7/1526	4.71	2.38	20	0	47	0	0	132 <sup>4</sup>
XVIII, 336	10/7/1526	13/9/1555 <sup>5</sup>	-	-	-	-	-	-	-	-
XIX, 2	13/9/1555	13/9/1556	0	7.00	54.5	1.59	55 <sup>6</sup>	0	0	0
XIX, 33-4	13/9/1556	14/8/1557	0	4.00	51	0.13	48	0	0	0
XIX, 81-2	14/8/1557	6/8/1558	0	0	40	0	19.5	0	0	0
XIX, 113	6/8/1558	25/8/1559 <sup>7</sup>	0	13.50	79	0	39	0	0	0
XIX, 171	9/11/1559	9/11/1560	0	5.50	14.5	0	51	0	0	0
XIX, 194	9/11/1560	16/9/1561	0	6.08	12	0	144.5	0	0	0
XIX, 219	16/9/1561	26/1/1563	0	8.50	45.9	0	67	0	0	0
XIX, 273-4	28/1/1563	19/8/1563	0	5.21	0	0	99.5	0	0	0
XIX, 294	19/8/1563	26/10/1564	0	12.50	20	0	146	0	0	0
XX, 149	26/10/1564	18/8/1565	0	9.00	73	0	46.5	0	0	0
XX, 208	23/10/1573	11/2/1575 <sup>8</sup>	0	4.42	21	0	75.6	0	0	0
XX, 247	11/2/1575	13/1/1576	0	1.92	21	0	107.5	0	5	60 <sup>9</sup>
XX, 310; E.71/8/3	13/1/1576	10/11/1576	0	8.58	6.5	0	115	0	0	144 <sup>4</sup>
XX, 310; E.71/8/3	10/11/1576	28/8/1577	0	6.50	5.4	0	50.6	0	5	0
XX, 310; E.71/8/3	28/8/1577	28/8/1578	0	9.25	9.7	0	72.5	0	0	90 <sup>9</sup>
XXI, 4	28/8/1578	25/8/1579	0	8.88	22.9	0	102.5	0	0	0
	25/8/1579	2/9/1580	0	9.88	19.3	0	66.3	0	0	0

<sup>1</sup> The Exchequer noted Cupar's customar failed to render accounts 14/7/1512-6/12/1514

<sup>2</sup> Customs leased for £25 per year. *E.R.*, XIV, pp. 198-9, 267, 333, 369, 434.

<sup>3</sup> The Exchequer noted the customar failed to render accounts 26/2/1521-14/8/1524.

<sup>4</sup> Timber by-products.

<sup>5</sup> Customs leased for £16 per year (although customars failed to appear for four years up to 5/8/1535). *E.R.*, XV, pp. 358-9, 437; XVI, p. 41; XVII, p. 462; XVIII, pp. 51, 69, 149, 197, 228, 261-2, 284.

<sup>6</sup> Includes 2 dozen linen cloth (24d.).

<sup>7</sup> In addition there were 6 barrels of salmon.

<sup>8</sup> In addition there were customs of 2s. for skate (equivalent to 240 skate).

<sup>9</sup> Baltic wares.

**A1-9: Cupar**

<i>Reference</i>	<i>Start Date</i>	<i>End Date</i>	<i>Wool (sack)</i>	<i>Woolfells (sack)</i>	<i>Hides (daker)</i>	<i>Misc. Fells (sacks)</i>	<i>Cloth (dozen)</i>	<i>Herring (barrel)</i>	<i>Oil (barrel)</i>	<i>Re-exports (d.)</i>
XXI, 160-1	2/9/1580	14/8/1581	0	11.25	12	0.38	15	0	0	0
XXI, 205	14/8/1581	15/8/1582	0	14.25	8	0	25	0	0	0
XXII, 93	1/10/1589	1/10/1590	0	6.25	17.6	0	0	96	0	0
XXII, 170	1/10/1590	1/10/1591	0	3.25	5	0	5	60	0	0
XXII, 244	1/10/1591	17/7/1592	0	3.00	5	0	0	0	0	0
XXII, 332	17/7/1592	17/7/1593	0	3.00	3	0	8	0	0	0
XXII, 421	17/7/1593	19/7/1594	0	2.50	2	0	24	0	0	0
XXIII, 87	19/7/1594	17/7/1595	0	1.50	0	0	2.7	0	0	0
XXIII, 129	17/7/1595	14/7/1596	0	2.08	0	0	5.3	0	0	0
XXIII, 186-7	14/7/1596	21/7/1597	0	0	0	0	0	0	0	0
XXIII, 245	21/7/1597	1/3/1598	0	0.92	0	0	0	24	4	0

**A1- 10: Dumbarton**

Reference	Start Date	End Date	Wool (sack)	Woolfells (sack)	Hides (daker)	Misc. Fells (sack)	Cloth (dozen)	Salmon (barrel)	Herring (barrel)	Cod (no.)	Coal (chalden)	Tallow (barrel)	Re-exports (d.)
I, 321-2	23/4/1329	14/3/1331 <sup>1</sup>	-	-	-	-	-	-	-	-	-	-	-
IV, 419	15/5/1425	17/4/1426	1.00	0	0	0	28	-	-	-	-	-	-
IV, 452-3	1427	6/5/1428 <sup>2</sup>	-	-	-	-	<sup>3</sup>	-	-	-	-	-	-
IV, 610	-	2/7/1435	0	0	27	0	22.3	-	-	-	-	-	-
V, 77	1437	15/6/1440 <sup>4</sup>	0	0	0	-	-	-	-	-	-	-	-
V, 128	1442	1443 <sup>5</sup>	0	0	0	-	-	-	-	-	-	-	-
V, 145-6	19/7/1443	17/6/1444	24.71	0	0	-	-	-	-	-	-	-	-
V, 182-3	5/2/1444	16/7/1445	23.75 <sup>6</sup>	0	0	-	-	(3) <sup>7</sup>	-	-	-	-	-
V, 235-6	16/7/1445	28/7/1446	4.63	0	0	-	-	-	-	-	-	-	-
V, 422-3	29/9/1450	8/7/1451	8.00	0	101 <sup>8</sup>	-	-	-	-	-	-	-	-
V, 631-2	8/7/1451	21/7/1454	0.88	0	236	-	12	-	-	-	-	-	-
VI, 8-9	21/7/1454	11/7/1455	0	0	284	0	0	-	-	-	-	-	-
VI, 295-6	11/7/1455	11/7/1457	0	0	192 <sup>9</sup>	0	0	-	-	-	-	-	-
VI, 591	11/7/1457	2/7/1460	0	0	60	0	0	-	-	-	-	-	-
VII, 291	2/7/1460	22/6/1464	10.00	0	330	0	30	-	-	-	-	-	-
VII, 510	22/6/1464	22/6/1467	4.75	0	179	0	83.4	-	-	-	-	-	-
VII, 584	22/6/1467	4/7/1468	2.33	0	182	0	190	-	-	-	-	-	-
VII, 658	4/7/1468	19/7/1469	1.33	0	80.9	0	86	-	-	-	-	-	-
VIII, 199-200	6/7/1470	29/7/1473	0	0 <sup>10</sup>	82 <sup>10</sup>	0	100	12	12	0	-	0	-
VIII, 317	29/7/1473	12/7/1475	0	0.75	19.5	0.94	0	4	6	0	-	0	-
VIII, 467	12/7/1475	30/7/1477	0	0.17	37	0.69	40	0	0	0	-	0	-
VIII, 548-9	30/7/1477	17/7/1478	0	0	219.5	0	20	21	37	0	-	0	-

<sup>1</sup> No individual goods given; export customs were £2 14s. in total.

<sup>2</sup> Woollen cloth account for one year.

<sup>3</sup> The custom of woollen cloth exported, and English cloth imports, 1,944d.

<sup>4</sup> It was noted in the Baillie's account in 1440 that no great customs had occurred in the previous three years.

<sup>5</sup> The customar, under oath, claimed no goods had been shipped or customed in the year of this account.

<sup>6</sup> Not including 8.58 sacks of wool at Ayr, and 0.92 sacks customed at Edinburgh.

<sup>7</sup> 1 *dolio* salmon; presumably this was equivalent to 3 barrels.

<sup>8</sup> Not including the 30 dakkers customed at Ayr, and 13 dakkers hides customed at Irvine.

<sup>9</sup> Not including 22 dakkers, 56s. (lege 21 dakkers?) overcharged.

<sup>10</sup> There was in addition an extra 680d. customs for hides and fells.

**A1- 10: Dumbarton**

<i>Reference</i>	<i>Start Date</i>	<i>End Date</i>	<i>Wool (sack)</i>	<i>Woolfells (sack)</i>	<i>Hides (daker)</i>	<i>Misc. Fells (sack)</i>	<i>Cloth (dozen)</i>	<i>Salmon (barrel)</i>	<i>Herring (barrel)</i>	<i>Cod (no.)</i>	<i>Coal (chalden)</i>	<i>Tallow (barrel)</i>	<i>Re-exports (d.)</i>
VIII, 624	17/7/1478	18/6/1479	0.50	0.53	21.9	0	0	0	0	0	-	0	-
IX, 66	18/6/1479	20/6/1480	1.00	0	65	0	0	28	60	0	-	0	-
IX, 146	20/6/1480	4/7/1481	0	0	0	0	0	0	914	0	-	0	-
IX, 210	4/7/1481 <sup>1</sup>	1/9/1481	0	0	20	0	40	0	312	0	-	0	-
IX, 209	1/9/1481	11/11/1482 <sup>2</sup>	0	0	0 <sup>2</sup>	0	0 <sup>2</sup>	0	2,460 <sup>2</sup>	0	-	0	-
IX, 210-1	11/11/1482	27/6/1483	0	0	0	0	0	0	1,116	0	-	0	-
IX, 291-2	27/6/1483	3/8/1484	0	0	123	0	0	0	1,143	0	-	0	-
IX, 340	3/8/1484	19/7/1485	0	0	148	0	24	1	2,516	0	-	0	-
IX, 438	19/7/1485	3/7/1486	0	0	30.5	0	10	4	1,992 <sup>3</sup>	0	-	0	-
IX, 542	3/7/1486	23/7/1487	0	0	0	0	0	0	7,572 <sup>4</sup>	0	-	0	-
X, 305-6	30/9/1490	5/5/1491	0	0	0	0	0	0	2,520	0	-	0	0
XI, 224-6	11/1/1499	24/1/1500	0	0	0	0	190	0	240	0	-	0	0
XI, 371-3	24/1/1500	7/8/1501 <sup>5</sup>	1.67	0	158	0	192.5	0	2,640 <sup>6</sup>	0	-	0	0
XII, 79	7/8/1501	12/7/1502	0	0	52	0	73.3	0	2,179	1,080	-	0	0
XII, 155-6	12/7/1502	22/6/1503	0	0	155	0	0	0	1,315.5	4,560	-	0	0
XII, 267	22/6/1503	3/7/1504	0	0	91.5	0	92.3	0	904.5	0	-	0	0
XII, 370-1	3/7/1504	12/7/1505	0	0	216	0	100	0	688	480	-	0	0
XII, 462	12/7/1505	26/6/1506	0	0	34	0	220	0	672	0	-	0	0
XII, 592	26/6/1506	2/8/1507	0	0	161	0	100	0	1,669	0	-	0	0
XIII, 87-8	2/8/1507	5/7/1508	0	0	267.9	0	100	0	496	0	-	10	0
XIII, 226-7	5/7/1508	16/6/1509	0	0	156.9	0	60	0	828	0	-	0	0
XIII, 361-2	16/6/1509	6/8/1510	0	0	81 <sup>7</sup>	0	90	24 <sup>7</sup>	1,000 <sup>7</sup>	0	-	0	0
XIII, 388	6/8/1510	23/7/1511	0	0	71.2	0	160	0	1,058	0	-	0	0

<sup>1</sup> From this time the accounts were titled "Dumbarton and Lowes"; i.e. the Western, or Clyde Lochs.

<sup>2</sup> The original account included the customs of Ayr and Irvine. The 30 dakers of hides and 20 dozen of cloth (240d.) were customed at Ayr and have been included in that jurisdiction's tables, the custom location for the herring was not specified.

<sup>3</sup> Customed at Lewis between before the 6/3/1486.

<sup>4</sup> 6,492 barrels of herring customed and exported, and a further 1,080 barrels estimated to have been exported illegally without being customed, in three ships, namely the *Barbere* of Paimpol in Brittany, and the ships of Arnald Gascon, and Nicholas Margret of St Malo.

<sup>5</sup> Includes Irvine's customs.

<sup>6</sup> Not including 120 barrels of herring customed at Ayr.

<sup>7</sup> Not including 40 dakers of hides, 6 barrels of salmon and 222 barrels of herring customed at Ayr (and Irvine?).



**A1- 10: Dumbarton**

Reference	Start Date	End Date	Wool (sack)	Woolfells (sack)	Hides (daker)	Misc. Fells (sack)	Cloth (dozen)	Salmon (barrel)	Herring (barrel)	Cod (no.)	Coal (chalden)	Tallow (barrel)	Re-exports (d.)
XIII, 481-2	23/10/1511 <sup>1</sup>	21/7/1512	0	0	133	0	150	0	1,438	0	0	0	0
XIII, 570-1	21/7/1512	5/7/1513	0	0	363	0	30	12	670	0	0	0	0
XIV, 57	5/7/1513	29/7/1514	0	0	243	0	138	0	842	0	0	0	0
XIV, 192-3	25/12/1514 <sup>2</sup>	24/7/1516	0	0	232.6 <sup>3</sup>	0	328 <sup>3</sup>	0	959	0	0	1	0
XIV, 266	24/7/1516	29/7/1517	0	0	0	0	50 <sup>4</sup>	0	427 <sup>4</sup>	0	0	0	0
XIV, 435-6	29/7/1517	Ca. 1518	0	0	250.9	0	226.7	0	180	0	0	0	0
XIV, 435-6	Ca. 1518	Ca. 1519	0	0	246.8	0	295	0	22	0	0	0	0
XIV, 435-6	Ca. 1519	Ca. 1520	0	0	264.5	0	575	0	0	0	0	0	0
XIV, 435-6	Ca. 1520	6/3/1522	0	0	46	0	170	0	130	0	0	0	0
XV, 180	6/3/1522	16/7/1525	0	0	63	0	270	0	320	0	0	0	0
XV, 266	17/7/1525	9/7/1526 <sup>5</sup>	0	0	80	0	291.7	8	300	0	0	0	144 <sup>6</sup>
XV, 443	9/7/1526	1st year	0	0	42	0	50	0	144	0	0	0	0
XV, 443	2nd year	8/8/1528	0	0	0	0	0	0	0	0	0	0	0
XV, 511	8/8/1528 <sup>7</sup>	23/7/1529	0	0	5	0	115	0	54	0	0	0	0
XVI, 60	23/7/1529	28/7/1531 <sup>8</sup>	-	-	-	-	-	-	-	-	-	-	-
XVI, 151	28/7/1531	26/7/1532	0	0	7	0	42.1	0	191	0	0	0	0
XVI, 226	26/7/1532	21/7/1533	0	0	34	0	170	0	0	0	0	0	0
XVI, 357	21/7/1533	19/8/1534 <sup>9</sup>	0	0	21	0	125	0	18	0	0	0	0
XVII, 183-4	27/10/1538 <sup>10</sup>	4/9/1539 <sup>11</sup>	0	0	93	0	70	60	84	0	0	0	0
XVII, 301	4/9/1539	14/8/1540	0	0	168	0	0	0	12	0	0	0	0
XVII, 391	14/8/1540	9/8/1541	0	0	19.5	0	140	0	318	0	0	1.5	0

<sup>1</sup> The Exchequer noted the customar failed to account for 23/7/1511-23/10/1511.

<sup>2</sup> The Exchequer noted the customar failed to account for 29/7/1514-25/12/1514.

<sup>3</sup> Not including 100.4 dakers of hides and 50 dozen cloth (50s.) customed at Ayr.

<sup>4</sup> There were in addition customs of £6 9s. for herring and woollen cloth bought by Frenchmen.

<sup>5</sup> In addition there was £3 6s. 8d. by composition with the Auditors when Erskin was customar for the period 29/7/1524-9/7/1526.

<sup>6</sup> Timber by-products.

<sup>7</sup> From this time references to "Lowis" disappear from the accounts, but it was presumably still incorporated in the jurisdiction.

<sup>8</sup> No individual goods given; customs were £22 10s. 8d. in total.

<sup>9</sup> In addition there were customs of 504d. for merchant goods.

<sup>10</sup> The Exchequer noted the customar failed to render accounts for the four years before this account.

<sup>11</sup> In addition there were 3 barrels of flesh.

**A1- 10: Dumbarton**

<i>Reference</i>	<i>Start Date</i>	<i>End Date</i>	<i>Wool (sack)</i>	<i>Woolfells (sack)</i>	<i>Hides (daker)</i>	<i>Misc. Fells (sack)</i>	<i>Cloth (dozen)</i>	<i>Salmon (barrel)</i>	<i>Herring (barrel)</i>	<i>Cod (no.)</i>	<i>Coal (chalden)</i>	<i>Tallow (barrel)</i>	<i>Re-exports (d.)</i>
XVII, 459	9/8/1541	6/7/1542	0	0	2	0	35	48	114	0	0	0	0
	28/8/1546 <sup>1</sup>	12/9/1554 <sup>2</sup>	-	-	-	-	-	-	-	-	-	-	-
XVIII, 284	12/9/1554	13/9/1555	0	0	172.5	0	-	0	1,133	0	0	0	0
XVIII, 337-8	13/9/1555	21/1/1557	0	0	291.5	0	0	150	542	0	7.75	0	0
XIX, 39	21/1/1557	31/10/1558	0	0	100	0	0	84	395	0	0	0	0
XIX, 170	11/3/1559	11/3/1562 <sup>3</sup>	-	-	-	-	-	-	-	-	-	-	-
XIX, 218	11/3/1562	17/8/1563	0	0	0	0	20	20.5	180	0	0	0	0
XX, 209	1/7/1571 <sup>4</sup>	31/1/1576	0	0	47.5	0	541.5	211	4,436	0	34	0	0
XX, 252	31/1/1576	13/2/1577	0	0	0	0	298	60	1,758	0	126.25	0	0
XX, 273	13/2/1577	4/12/1577	0	0	0	0	35	60	1,650	0	30	0	0
XXI, 2	4/12/1577	7/9/1580	0	0	150	0	320	24	1,440	0	29	0	0
XXI, 158	7/9/1580	16/8/1581	0	0	75	0	411	132	588	0	15	0	0
XXI, 204	16/8/1581	11/8/1582	0	0	166	0	790	78	2,646	0	8.5	0	0
XXIII, 127-8	1/10/1590	1/7/1596	0	0	150	22.93	3,426	326	19,667	0	106.5	0	240 <sup>5</sup>
XXIII, 182	1/7/1596	1/7/1597	0	0	0	3.07	160	52	7,212	0	20	0	0

<sup>1</sup> The Exchequer noted the customar failed to render accounts for the period between 6/7/1542-28/8/1546.

<sup>2</sup> Customs leased for £10 per year. *E.R.*, XVIII, pp. 104-5, 116, 148-9, 172, 196, 221, 256

<sup>3</sup> Customs leased; the leaseholders were charged with £200 for the two-year period, but this wrongly included £83 6s. 8d. for the rent of Glasgow in the first eighteen months. *E.R.*, XIX, pp. 170, 218.

<sup>4</sup> The Exchequer noted the customar failed to render accounts for the period between 27/8/1563-1/7/1571.

<sup>5</sup> Timber by-products 144d.; Baltic wares 96d.

## A1-11: Dumfries

<i>Reference</i>	<i>Start Date</i>	<i>End Date</i>	<i>Wool</i> (sack)	<i>Misc. Fells</i> (sack)	<i>Cloth</i> (dozen)	<i>Herring</i> (barrel)	<i>Oil</i> (barrel)	<i>Re-exports</i> <i>Timber P.</i> (d.)	<i>Re-exports</i> <i>Baltic W.</i> (d.)	<i>Re-exports</i> <i>Metal</i> (d.)	<i>Re-exports</i> <i>Groc. &amp;</i> <i>dyes</i> (d.)	<i>Re-exports</i> <i>Manus.</i> (d.)
I, 304, 352	-	1331 <sup>1</sup>	-	-	-	-	-	-	-	-	-	-
VII, 282	12/7/1463 <sup>2</sup>	1/6/1464	30	0	245	-	-	-	-	-	-	-
VII, 510	1/6/1464	22/6/1467	1.5	0	100	-	-	-	-	-	-	-
XII, 468	1/4/1505	28/7/1506 <sup>3</sup>	-	-	-	-	-	-	-	-	-	-
XII, 597-8	28/7/1506	9/8/1507	3	0	103	0	0	0	0	0	0	0
XVIII, 330-1	15/8/1555	15/8/1556 <sup>4</sup>	-	-	-	-	-	-	-	-	-	-
XIX, 2	2/11/1556	14/8/1557 <sup>4</sup>	-	-	-	-	-	-	-	-	-	-
XIX, 113	14/8/1557	9/11/1560 <sup>4</sup>	-	-	-	-	-	-	-	-	-	-
XX, 296	1/6/1577 <sup>5</sup>	1/1/1579	8.8	0	0	3	1.5	24	468	192	780	1,427
XX, 314	1/1/1579	12/1/1580	0	0	0	0	1.5	36	270	0	480	614
XXI, 1	12/1/1580	20/8/1580	0	0	0	0	3	108	396	0	852	427
XXI, 215-6	1/8/1581 <sup>6</sup>	1/8/1582	0	0.63	0	36	15	120	330	180	1,356	1,050
XXII, 92	1/10/1589	1/10/1590	0	0	0	0	0	0	0	0	0	0
XXII, 424	1/10/1590	1/7/1592	0	0	0	0	0	0	0	0	0	0
" " E:71/10/3	1/7/1592	1/8/1593	0	0	0	0	0	0	0	0	0	0
" "	1/8/1593	31/8/1594	0	0	0	0	0	0	0	0	0	0
E:71/10/4												
XXII, 131	31/8/1594	21/7/1596	0	0	0	0	0	0	0	0	0	0
XXII, 182-3	21/7/1596	1/7/1597	0	0	0	0	0	0	0	0	0	0

<sup>1</sup> The Exchequer noted that no custom account had been rendered for Dumfries for a long period.

<sup>2</sup> It was noted that before this account no great custom revenues had arisen from Dumfries.

<sup>3</sup> No individual goods listed; customs were £25 (presumably a lease).

<sup>4</sup> Custom account of the English goods transported imported within the West Marches

<sup>5</sup> The Exchequer noted that customers did not compare from 9/11/1570 (sic 1560?) to this date.

<sup>6</sup> The customer appeared at the Exchequer and declared he had not introritted with the customs between 20/8/1580-1/8/1581, but gave the names of exporters who had refused to pay customs.

## A1-12: Dunbar

Reference	Start Date	End Date	Wool (sack)	Woolfells (sack)	Hides (daker)
III, 413	21/4/1396	27/5/1397 <sup>6</sup>	95.5 <sup>7</sup>	15.3	10
III, 439-40	27/5/1397	26/4/1398 <sup>6</sup>	151.8	13.7	37.4
III, 465-7	26/4/1398	1/5/1399	164.4	13.0	20.4
III, 499	1/5/1399	17/5/1400	160.9	5.0	62
III, 526	17/5/1400	8/6/1401	6.5	0	0
IV, 6-7	8/6/1401	12/3/1407 <sup>8</sup>	146.7	0.6	54.7
IV, 90-1	11/3/1407	12/3/1408	59.1	0	0
IV, 91	12/3/1408	10/5/1409	87.9	1.1	44.5
IV, 151-2	1/8/1410	10/6/1412	304.9	2.9	126.4
IV, 203-4	10/6/1412	1414	152.4 <sup>9</sup>	3.4	3
IV, 226	1414	June 1415	150.2	2.2	8
IV, 249-51	June 1415	25/6/1416	132.3	5.0	37
IV, 278-9	25/6/1416	19/6/1417	110.2	6.5	35
IV, 293	19/6/1417	6/6/1418	88.5	4.1	16
IV, 384-5	22/7/1424	11/5/1425	32.4	0	0

Reference	Start Date	End Date	Wool (sack)	Woolfells (sack)	Hides (daker)
II, 379-80	1/2/1372	11/2/1373	361.1 <sup>1</sup>	16.7	50.8
II, 397-8	11/2/1373	9/2/1374	219.7 <sup>2</sup>	25.7	26.5
II, 478-9	6/2/1375	7/3/1376	132.0	30.1	48.1
II, 518	7/3/1376	3/2/1377	59.2	5.6	20.5
II, 559	3/2/1377	11/3/1378	100.4	3.8	20.1
II, 603-4	11/3/1378	23/3/1379	100.3	4.5	18
III, 8-9	23/3/1379	9/2/1380	122.4	3.5	17.5
III, 54-5	9/2/1380	11/3/1381	144.0	16.1	106.7
III, 62	12/3/1381	26/2/1382	205.6	15.0	116.7
III, 92-3	26/2/1382	13/2/1383	90.6	9.4	25
III, 123-4	12/2/1384	17/3/1385	75.3	3.5	8.5
III, 202-3	10/7/1387 <sup>3</sup>	17/3/1390	233.5	18.6	83.1
III, 224	17/3/1390	20/2/1391	126.7	0.2	2.7
III, 253-4	20/2/1391	18/3/1392	297.8	8.3	36.7
III, 291-3	18/3/1392	26/1/1393	166.5 <sup>4</sup>	7.5	27.7
III, 325	26/1/1393	20/3/1394	174.0	7.6	30
III, 350-1	20/3/1394	29/3/1395	53.8	4.8	2.8
III, 383-4	29/3/1395	21/4/1396	170.1 <sup>5</sup>	26.6	0

<sup>1</sup> Including 255.7 sacks of English wool.

<sup>2</sup> Including 42.6 sacks of English wool.

<sup>3</sup> The Exchequer noted accounts covering 17/3/1385- 10/7/1387 were not rendered.

<sup>4</sup> Including 27 sacks shipped at Belhaven by the Earl of March, for which he neither paid custom nor presented a cocket.

<sup>5</sup> Including 19.17 sacks of wool weighed at North Berwick and improperly removed from the port of Belhaven, for which offence the custom officials at Dunbar are to be imprisoned.

<sup>6</sup> In 1398 an account covering the previous two years was enrolled; the level of customs before and after 27/5/1397 can be calculated using the custom officials' testimony as to what had been customed up to that date.

<sup>7</sup> Including 19 sacks of wool illegally exported by the Earl of March without being customed.

<sup>8</sup> No goods were customed or exported in 1401-4 because of war.

<sup>9</sup> Partly tronned at Dunbar and partly at Haddington.

## A1-12: Dunbar

<i>Reference</i>	<i>Start Date</i>	<i>End Date</i>	<i>Wool (sack)</i>	<i>Woolfells (sack)</i>	<i>Hides (daker)</i>	<i>Misc. Fells (sack)</i>	<i>Cloth (dozen)</i>	<i>Herring (barrel)</i>	<i>Cod (no.)</i>	<i>Corn (chalden)</i>
IV, 407	11/5/1425	19/4/1426	50.8	2.1	13.9	0	0	-	-	-
IV, 445	14/5/1427	3/5/1428	54.7	3.1	8	0	0	-	-	-
IV, 466-7	3/5/1428	12/4/1429	13.8	0	0	0	0	-	-	-
IV, 502	12/4/1429	16/3/1430	35.3	3.8	8.5	0	0	-	-	-
IV, 539	16/3/1430	30/4/1431	44.5	3.2	15	0	0	-	-	-
IV, 557-8	6/5/1433	21/5/1434	50.8	5.7	0	0	0	-	-	-
IV, 610-1	21/5/1434	2/7/1435	41.5	2.0	18	2.8	0	-	-	-
V, 19-20	23/7/1437	7/7/1438	7.3	3.9	13	-	-	-	-	-
V, 74-5	7/7/1438	23/7/1440	26.9	5.3	32.5	-	-	-	-	-
V, 99-100	23/7/1440	28/8/1441	29.5	1.9	12	-	-	-	-	-
V, 112-3	28/8/1441	5/7/1442	28.4	4.4	6.7	-	-	-	-	-
V, 124-5	5/7/1442	11/7/1443	49.6	4.0	19.6	-	-	-	-	-
V, 144	11/7/1443	15/6/1444	25.0	2.0	15	-	-	-	-	-
V, 176-7	15/6/1444	6/7/1445	16.5	3.2	1.5	-	-	-	-	-
V, 216	6/7/1445	4/7/1446	32.0	6.2	3	-	-	-	-	-
V, 258-9	4/7/1446	21/6/1447	25.6	7.2	21.8	-	-	-	-	-
V, 298	21/6/1447	31/8/1448	12.8	2.1	6.5	-	-	-	-	-
V, 341	31/8/1448	15/7/1449	11.9	2.7	0	-	-	-	-	-
V, 369-70	15/7/1449	4/7/1450	5.6	3.8	6.5	-	-	-	-	-
V, 420-1	4/7/1450	7/7/1451	4.7	4.2	10	-	-	-	-	-
V, 506	7/7/1451	9/12/1452	0.7	2.4	2.5	-	-	-	-	-
V, 549-50	9/12/1452	7/6/1453	3.2	2.4	0	0.9	0	-	-	-
V, 619-20	7/6/1453	6/7/1454	6.6	4.6	0	0	0	-	-	-
VI, 9-10	6/7/1454	12/7/1455	10.5 <sup>1</sup>	2.5	3	0	0	-	-	-
VI, 130-1	12/7/1455	4/10/1456	8.8 <sup>2</sup>	3.0 <sup>3</sup>	0	0	0	-	-	-
VI, 300	4/10/1456	13/7/1457	2.1	1.0	9.8	0	0	-	-	-
VI, 393	13/7/1457	3/7/1458	2.3	3.1	7	0	0	-	-	-
VI, 492	3/7/1458	7/7/1459	3.3	1.0	3	0	0	-	-	-
VI, 592	7/7/1459	2/7/1460	4.8	1.7	10	0	0	-	-	-

<sup>1</sup> Including 9 sacks of English wool.

<sup>2</sup> Including 4.25 sacks of English wool.

<sup>3</sup> Includes 100 English woolfells (i.e. 0.42 sacks) customed at 6s. 8d. per 120.

**A1-12: Dunbar**

<i>Reference</i>	<i>Start Date</i>	<i>End Date</i>	<i>Wool</i> (sack)	<i>Woolfells</i> (sack)	<i>Hides</i> (daker)	<i>Misc. Fells</i> (sack)	<i>Cloth</i> (dozen)	<i>Herring</i> (barrel)	<i>Cod</i> (no.)	<i>Corn</i> (chaldar)
VII, 36-7	2/7/1460	23/3/1461	9.5	1.7	5.5	0	0	-	-	-
VII, 142	23/3/1461	9/7/1462	8.9	2.6	3	0	0	-	-	-
VII, 212	9/7/1462	4/8/1463	13.1	1.5	25	0	0	-	-	-
VII, 294	4/8/1463	26/6/1464	9.9	2.0	11	1.5	0	-	-	-
VII, 366	26/6/1464	28/6/1465	10.1	1.8	31	0	0	-	-	-
VII, 425	28/6/1465	27/6/1466	10.0	1.9	10.5	0.9	0	-	-	-
VII, 510	27/6/1466	23/6/1467	9.0	0.7	0	1.4	0	-	-	-
VII, 582	23/6/1467	28/6/1468	3.4	0.8	0	1.9	2.7	-	-	-
VII, 661	28/6/1468	20/7/1469	4.3	0.8	5	2.5	0	-	-	-
VIII, 125	4/7/1470	26/6/1471	1.5	1.6	0	1.7	0	-	-	-
VIII, 188	27/6/1472	30/6/1473	3.4	0.7	5.4	1.7	10	-	-	-
VIII, 249-50	30/6/1473	25/6/1474	3.1	1.2	4	1.9	0	0	0	-
VIII, 309-10	25/6/1474	19/6/1475	6.5	0.9	6.5	2.3	0	0	0	-
VIII, 382	19/6/1475	4/7/1476	3	0.3	12.5	0.8	0	0	0	-
VIII, 459	4/7/1476	11/7/1477	10	1.1	5	3.1	7	29	0	-
IX, 68	11/7/1477	26/6/1480	0	0.6	6.1	1.8	22	0	300	-
IX, 147	26/6/1480	7/7/1481	0	0	7.2	0	0	0	711	-
X, 305	14/1/1491	30/6/1491	0	1.3	3	1	0	6	0	0
X, 353	30/6/1491	13/7/1492	0	0	0	0	0	114	0	0
X, 381	13/7/1492	11/7/1493	0	0	0	0	0	512	0	0
X, 454-6	11/7/1493	16/6/1494	0	0.2	5.5	0	12	620	0	0
X, 537-8	16/6/1494	30/6/1495	0	0	0	0	0	461	0	0
X, 606	26/8/1495	21/6/1496	0	0.3	0	0.1	6	571	0	0
XI, 120	21/6/1496	Ca. 1497	0	0	7	0	0	472	0	0
XI, 120	Ca. 1497	19/7/1498	0	0	0	0	0	124	0	0
XII, 81, 268	19/7/1498	20/6/1504 <sup>1</sup>	0	1.5	0	1.9	4.88	72	0	24 <sup>2</sup>
XII, 370	20/6/1504	12/7/1505	0	0	0	0	0	82	0	0
XIII, 227	-	19/6/1509	0	0	13	0	0	0	0	0
XXII, 247	1/10/1589	1/8/1592	0	5.5	3	0	0	0	0	99.5 <sup>3</sup>

<sup>1</sup> This combines the account 19/7/1498-18/7/1502 (which only contained wheat; see note 2); and the account covering the same period to 20/6/1504.

<sup>2</sup> 24 chalders of wheat were exported by the Earl of Bothwell, the customs were 24 bolles (i.e. one boll per chaldar exported); the duties were not extracted.

<sup>3</sup> 24 chalders of wheat, 67.5 chalders of barley, and 8 chalders of oats.

## A1-13: Dundee

Reference	Start Date	End Date	Wool (sack)	Woolfells (sack)	Hides (daker)
I, 76-7	8/2/1327	16/1/1328	683.4	21.0	159.8
I, 95-6	16/1/1328	10/6/1328	317.2	36.9	226.5
I, 170-2	10/6/1328	19/7/1329 <sup>1</sup>	960.0 <sup>1</sup>	-	660 <sup>1</sup>
I, 275-6	19/7/1329	7/6/1330	698.3	32.0	712.7
I, 316-7	7/6/1330	5/3/1331	756.7	32.3	774.1
I, 366-8	5/3/1331	7/12/1331	682.9 <sup>2</sup>	43.6 <sup>2</sup>	262.5 <sup>2</sup>
I, 422-3	7/9/1331	3/3/1333	566.1 <sup>3</sup>	66.2 <sup>3</sup>	839.4 <sup>3</sup>
I, 495-6	10/7/1341	8/6/1342	146.0	10.6	95.4
I, 539-40	8/6/1342	25/8/1343	717.4 <sup>4</sup>	48.7	228.5
II, 95-6	7/6/1361	10/6/1362	325.5	13.8	220.6 <sup>5</sup>
II, 96-7	11/6/1362	9/8/1362	150.3	0.4	5.6
II, 139-41	9/8/1362	7/12/1364	809.4	45.9	513.9
II, 189	7/12/1364	22/7/1365	128.5	26.6	216.8
II, 189-90	22/7/1365	9/1/1366	336.8	8.4	42.8
II, 239	9/1/1366	1/8/1366	30.2	10.7	155.1
II, 239-30	1/8/1366	12/1/1367	411.1	6.4	113
II, 272-3	12/1/1367	31/5/1367	79.2	13.4	130
II, 273	31/5/1367	13/1/1368	402.4	2.5	55
II, 315-6	12/1/1369	15/1/1370	433.0	7.6	168
II, 382-3	-	12/2/1373	812.1	28.6	223.1
II, 396-7	13/2/1373	7/2/1374	548.1	23.7	174.2
II, 479-80	8/2/1375	10/3/1376	461.6	44.8	346.3
II, 527-9	10/3/1376	5/2/1377	309.2	9.0	88.5

Reference	Start Date	End Date	Wool (sack)	Woolfells (sack)	Hides (daker)
II, 563-5	5/2/1377	14/3/1378	596.3	5.7	115
II, 616-7	14/3/1378	31/3/1379	634.6	19.8	341.9
III, 9-10	31/3/1379	9/2/1380	682.0	3.9	117.1
III, 47-48	9/2/1380	7/3/1381	436.7	43.4	568.4
III, 66-7	7/3/1381	4/3/1382	660.6	55.0	428.3
III, 97-8	4/3/1382	17/2/1383	421.0	14.0	298.7
III, 114-5	7/3/1384	8/3/1385	637.0	9.2	303.6
III, 135	8/3/1385	29/3/1386	272.7	4.4	234.5
III, 147-8	29/3/1386	14/5/1387	600.5	6.4	220.5
III, 174-5	15/5/1387	15/6/1388	350.0	13.4	254.6
III, 192-3	15/6/1388	25/2/1389	260.3	4.7	140.5
III, 206-7	25/2/1389	10/2/1390	375.9	7.1	234.2
III, 226-7	10/2/1390	22/2/1391	345.7	5.4	108.3
III, 246-7	22/2/1391	13/3/1392	383.7	9.5	141.9
III, 298-9	13/3/1392	29/1/1393	444.3	9.2	135.8
III, 328-9	29/1/1393	23/3/1394	510.3	13.5	148.8
III, 360-1	23/3/1394	5/4/1395	500.9	7.3	35.9
III, 385-6	5/4/1395	22/4/1396	604.7	25.9	119.1
III, 411-2	22/4/1396	26/5/1397	580.8	15.4	72.4
III, 434-5	26/5/1397	25/4/1398	510.5	19.2	156.7
III, 472-4	25/4/1398	5/5/1399	461.7	11.1	160.5
III, 493-4	5/5/1399	14/5/1400	374.5	10.1	107.4
III, 521-2	14/5/1400	6/6/1401	478.4	12.4	44.7
III, 551-2	6/6/1401	11/7/1402	388.7	6.0	56.4
III, 572-3	11/7/1402	18/6/1403	348.0	11.6	225.3
III, 596-8	18/6/1403	5/7/1404	262.8	12.9	127.7
III, 625-6	5/7/1404	22/3/1406	638.8	17.6	113.4
IV, 15-7	22/3/1406	14/3/1407	271.5	10.4	34.1
IV, 46-7	14/3/1407	19/3/1408	339.6	20.1	26.3
IV, 81-3	19/3/1408	13/5/1409	373.1	14.2	34.3
IV, 105-6	13/5/1409	11/7/1410	325.6	10.5	24
IV, 135-7	11/7/1410	6/6/1412	677.5	31.5	124.8

<sup>1</sup> Large parts of this account are illegible; minimum figures for wool and hides are given on the basis of 96 lasts [...] of wool, and 33 lasts dl[...] dakers [...] of hides; no figures can be given for woolfells; [...] thousand 390 woolfells.

<sup>2</sup> Of which 150.31 sacks of wool, 4.89 sacks of woolfells and 13.4 dakers of hides were exported by foreign merchants.

<sup>3</sup> Of which 130.69 sacks of wool, 7.37 sacks of woolfells, and 125.2 dakers of hides were exported by foreign merchants.

<sup>4</sup> Of which 66.5 sacks of wool, 0.47 sacks of woolfells, and 22.3 dakers of hides were exported by foreign merchants.

<sup>5</sup> Of which 5 hides were exported by foreign merchants.

## A1-13: Dundee

Reference	Start Date	End Date	Wool (sack)	Woolfells (sack)	Hides (daker)	Misc. Fell (sack)	Cloth (dozen)	Salmon (barrel)	Herring (barrel)	Cod (no.)	Oil (barrel)	Salt (chr.)	Coal (chr.)	Tallow (barrel)
IV, 168-9	6/6/1412	28/6/1413	455.6	15.2	90.8	-	-	-	-	-	-	-	-	-
IV, 193-4	28/6/1413	16/6/1414	385.8	15.5	96.6	-	-	-	-	-	-	-	-	-
IV, 217-9	16/6/1414	15/6/1415	384.5	9.8	14	-	-	-	-	-	-	-	-	-
IV, 240-1	15/6/1415	19/6/1416	389.8	10.6	1.6	-	-	-	-	-	-	-	-	-
IV, 267-8	19/6/1416	12/6/1417	315.3	5.0	6.5	-	-	-	-	-	-	-	-	-
IV, 290-1	12/6/1417	3/6/1418	338.0	6.1	5.4	-	-	-	-	-	-	-	-	-
IV, 311-3	3/6/1418	22/7/1420	407.8	20.6	130.5	-	-	-	-	-	-	-	-	-
IV, 338-40	22/7/1420	17/7/1421	205.3	11.2	97	-	-	-	-	-	-	-	-	-
IV, 360	17/7/1421	10/7/1422	240.8	10.0	14.3	-	-	-	-	-	-	-	-	-
IV, 382-4	25/7/1424	11/5/1425	310.3	13.9	145	-	-	-	-	-	-	-	-	-
IV, 404-5	11/5/1425	19/4/1426	193.2	3.4	37.2	0	176 <sup>1</sup>	-	-	-	-	-	-	-
IV, 432-4	20/5/1427	27/4/1428	327.0	20.7	93.4	0	242.8	(0)	-	-	-	-	-	-
IV, 469-70	27/4/1428	14/4/1429	293.4	14.4	21.4	0	112.0 <sup>2</sup>	(0)	-	-	-	-	-	-
IV, 499-501	14/4/1429	15/3/1430	275.4	17.3	110.8	0	320.1 <sup>3</sup>	(0)	-	-	-	-	-	-
IV, 531-3	15/3/1430	24/4/1431	315.7	20.6	120.9	0	-	(0)	-	-	-	-	-	-
IV, 559-61	12/5/1433	28/5/1434	256.9	30.6	130.8	0	184.3	(0)	-	-	-	-	-	-
IV, 614-5	28/5/1434	8/7/1435	178.6	20.8	40.6	41.09	139.7 <sup>4</sup>	(0)	-	-	-	-	-	-
V, 13-5	25/7/1437	3/7/1438	109.5	31.5	110.7	-	71.8	-	-	-	-	-	-	-
V, 75-6	3/7/1438	27/6/1440	187.2	35.3	285.6	-	-	-	-	-	-	-	-	-
V, 96-7	27/6/1440	21/8/1441	108.6	8.6	138.8	-	-	-	-	-	-	-	-	-
V, 113-4	21/8/1441	5/7/1442	79.6	16.3	78.2	-	-	-	-	-	-	-	-	-
V, 130-1	5/7/1442	23/7/1443	126.4	13.7	104.1	-	-	-	-	-	-	-	-	-
V, 151-3	23/7/1443	25/6/1444	144.8	11.4	78.6	-	-	-	-	-	-	-	-	-
V, 189-91	25/6/1444	30/7/1445	146.5	21.4	140.5	-	-	-	-	-	-	-	-	-
V, 227-9	30/7/1445	11/7/1446	155.3	23.0	187.3	-	-	-	-	-	-	-	-	-
V, 263-5	11/7/1446	3/7/1447	133.8	21.0	179.4	-	-	-	-	-	-	-	-	-
V, 314-5	3/7/1447	3/7/1448	139.5	22.8	127	-	-	-	-	-	-	-	-	-
V, 339	12/9/1448	10/7/1449	105.1	15.3	44.5	-	-	-	-	-	-	-	-	-

<sup>1</sup> To 18/4/1426.

<sup>2</sup> Presumably to 14/4/1429.

<sup>3</sup> Presumably from 14/4/1429.

<sup>4</sup> From Whitsunday 1434.



**A1-13: Dundee**

Reference	Start Date	End Date	Wool (sack)	Woolfells (sack)	Hides (daker)	Misc. Fell (sack)	Cloth (dozen)	Salmon (barrel)	Herring (barrel)	Cod (no.)	Oil (barrel)	Salt (chr.)	Coal (chr.)	Tallow (barrel)
V, 370-1	10/7/1449	12/7/1450	138.3	26.1	105.3	-	-	-	-	-	-	-	-	-
V, 424-5	12/7/1450	9/7/1451	66.3	12.8	125.9	-	-	-	-	-	-	-	-	-
V, 558-9	9/7/1451	31/7/1453	129.8	34.9	241.7	-	99.9	-	-	-	-	-	-	-
V, 628-9	31/7/1453	13/7/1454	64.5	22.9	209.4	-	228.5	-	-	-	-	-	-	-
VI, 16-8	13/7/1454	17/7/1455	50.5	14.3	211	-	135.5	-	-	-	-	-	-	-
VI, 125-7	17/7/1455	18/9/1456	57.5	25.3	230.5	-	60.7	-	-	-	-	-	-	-
VI, 294-5	18/9/1456	9/7/1457	72.4	24.0	152.7	-	83.1	-	-	-	-	-	-	-
VI, 388-9	9/7/1457	26/6/1458	67.8	20.0	121.8	-	73.1	-	-	-	-	-	-	-
VI, 488-90	26/6/1458	27/6/1459	60.0	22.2	145.5	-	114.4	-	-	-	-	-	-	-
VI, 586-7	27/6/1459	26/6/1460	81.3	30.3	252.6	-	88.7	-	-	-	-	-	-	-
VII, 28-9	26/6/1460	7/3/1461	63.0	2.6	20.5	-	38.5	-	-	-	-	-	-	-
VII, 139-41	7/3/1461	6/7/1462	90.0	23.4	179.8	-	157.8	-	-	-	-	-	-	-
VII, 215	6/7/1462	18/8/1463	169.7	12.6	52	-	138.5	-	-	-	-	-	-	-
VII, 287	18/8/1463	11/6/1464	110.5	25.0	70	-	100.4	-	-	-	-	-	-	-
VII, 369-70	11/6/1464	15/7/1465	135.2	25.4	185.5	-	230.6	-	-	-	-	-	-	-
VII, 426-7	15/7/1465	29/6/1466	69.7	21.1	181.5	-	440.8	-	-	-	-	-	-	-
VII, 499	30/6/1466	29/5/1467	118.9	23.5	121.5	-	270.3	-	-	-	-	-	-	-
VII, 579-80	29/5/1467	21/6/1468	157.8	17.0	100	-	234.3	358.5 <sup>1</sup>	0	1,200	-	-	-	-
VII, 659-60	21/6/1468	6/7/1469	116.8	26.8	120.6	-	344.1	-	-	-	-	-	-	-
VIII, 116-8	3/7/1470	20/6/1471	121.5	18.7	109.5	-	239	-	-	-	-	-	-	-
VIII, 187	10/6/1472	30/6/1473	123.3	35.0	171.7	(0)	330.5	-	-	-	-	-	-	-
VIII, 256	30/6/1473	8/7/1474	115.7	42.5	260.2	(2.75) <sup>2</sup>	318.5	134.5	0	0	0	0	0	0
VIII, 313-4	8/7/1474	3/7/1475	132.8	31.3	234	(0)	314.3	131	0	0	0	0	0	0
VIII, 381	3/7/1475	4/7/1476	100.4	36.2	289.5	(0)	430.0	160	0	0	0	0	0	0
VIII, 460-1	4/7/1476	15/7/1477	66.9	29.8	285.5	(0)	573.3	179	0	0	0	0	0	0
VIII, 543-4	15/7/1477	11/7/1478	25.6	4.9	119.5	(0)	338.3	148	0	0	0	0	0	0
VIII, 624-5	11/7/1478	25/6/1479	76.4	32.3	260	(0)	736	102	3	4,680	0	0	0	0
IX, 74-5	25/6/1479	6/7/1480	72.9	24.8	152.5	(0)	451.8	305	0	10,680	0	0	0	0
IX, 149	6/7/1480	13/7/1481	76.8	14.5	88	(0)	339	89	0	5,280	0	0	0	0
IX, 198	13/7/1481	15/6/1482	33.5	21.0	216.5	(0)	445	138	27	180	0	0	0	0
IX, 222-3	15/6/1482	24/11/1482	43.3	11.0	60.5	(0.69) <sup>2</sup>	157.3	46	18	0	0	0	0	0

<sup>1</sup> For this and the preceding year; presumably this was the total for all salmon exports, although duties were not collected on them.

<sup>2</sup> Exported by those outwith the burgh.

**A1-13: Dundee**

Reference	Start Date	End Date	Wool (sack)	Woolfells (sack)	Hides (daker)	Misc. Fell (sack)	Cloth (dozen)	Salmon (barrel)	Herring (barrel)	Cod (no.)	Oil (barrel)	Salt (chr.)	Coal (chr.)	Tallow (barrel)
IX, 223	24/11/1482	1/7/1483	12.3	15.8	135	(0)	133.9	0	0	0	0	0	-	0
IX, 283-4	1/7/1483	6/7/1484	53.6	13.6	131.5	(0.19)	209	33.5	6	0	0	0	-	0
IX, 339-40	6/7/1484	11/7/1485	58.1	20.7	155	(0)	242.5	85.5	0	0	0	0	-	0
IX, 440	11/7/1485	7/7/1486	46.3	16.5	35	(0)	123.8	171	0	0	0	0	-	0
IX, 539-40	7/7/1486	11/7/1487	52.4	29.6	72	(1.10)	209	18	0	0	0	0	-	0
X, 51-2	11/7/1487	26/7/1488	60.8	28.4	168.5	(0)	184	47	0	0	0	0	-	0
X, 138	26/7/1488	9/7/1489	58.9	9.9	130	(0)	326	12	0	2,520	0	0	0	0
X, 233-4	9/7/1489	6/7/1490	33.8	10.3	110.5	(0)	400	16	0	360	0	0	0	0
X, 300-1	6/7/1490	5/7/1491	48.3	30.1	178.5	(0)	407.5	18.5	38	2,520	0	0	0	0
X, 359-61	5/7/1491	19/7/1492	32.0	17.3	132.5	(0)	571.8	96	21	2,880	0	0	0	0
X, 384	19/7/1492	18/7/1493	29.0	24.6	119.5	(0)	493.5	66	0	6,360	0	0	0	0
X, 458-9	18/7/1493	20/6/1494	51.0	23.1	99	(0)	408.5	37	12	1,920	0	0	0	0
X, 531-2	20/6/1494	20/8/1495	40.6	24.9	166.5	(2.94)	454	57.5	14	1,680	0	0	0	0
X, 609-10	20/8/1495	7/7/1496	46.4	20.3	144.5	(0)	427.5	87	0	4,320	0	0	0	0
XI, 55-6	7/7/1496	30/6/1497	14.1	9.0	167	(0)	496	38	0	3,300	0	9	0	0
XI, 114-5	30/6/1497	28/6/1498	31.7	28.9	212	(0)	883	78	0	4,200	0	0	0	0
XI, 223-4	28/6/1498	23/1/1500	58.7	30.3	369.5	(0)	955	185.5	5	8,040	0	0	0	0
XI, 369-71	23/1/1500	9/7/1501	47.6	34.8	235	(0)	718	23	6	2,460	0	0	0	0
XII, 87-8	9/7/1501	6/8/1502	33.5	14.1	98	(0)	468	15	0	540	0	0	0	0
XII, 160-1	6/8/1502	7/7/1503	22.8	24.2	188	(0)	687	83.5	0	0	0	0	0	0
XII, 261	7/7/1503	18/6/1504	23.4	20.2	349.5	(0)	659	54	0	0	0	0	0	0
XII, 377-8	18/6/1504	17/7/1505	18.0	22.5	213	(0)	702	106	0	0	18	0	0	53
XIV, 97-8	17/7/1505	25/6/1509 <sup>1</sup>	-	-	-	-	-	-	-	-	-	-	-	-
XIII, 363-4	25/6/1509	19/4/1510	1.2	0.0	11	(0)	494	146	0	0	0	0	0	0
XIII, 384-5	19/4/1510	11/8/1510	23.8	30.0	195.5	(1.25)	1,290	0	720	0	0	0	0	76.5
XIII, 489-90	11/8/1510	10/7/1511	24.0	39.0	383.5	(11.75)	2,004	177.5	0	600 <sup>2</sup>	24	0	0	58
XIII, 578	10/7/1511	26/7/1512	20.0	34.9	286.5	(0.09)	1,893	236	0	720	18	0	0	6
XIV, 50-1	26/7/1512	30/7/1513	7.3	17.4	108	(0)	1,803	134	0	1,080	8	0	0	2
XIV, 50-1	30/7/1513	1/11/1513	2.8	5.4	31	(0)	280	83.5	0	0	0	0	0	0
XIV, 50-1	1/11/1513	18/7/1514	8.5	21.1	267	(0)	852	85.5	0	0	0	0	0	0
XIV, 94-5	18/7/1514	7/8/1515	10.4	27.1	242	(0)	1,083	216	0	0	0	0	0	0

<sup>1</sup> Customs leased for £182 6s. 8d. per year. *E.R.*, XII, p. 591; XIII, pp. 91-2, 234-5.

<sup>2</sup> Pellium [lege fish] albarum.

**A1-13: Dundee**

Reference	Start Date	End Date	Wool (sack)	Woolfells (sack)	Hides (daker)	Misc. Fell (sack)	Cloth (dozen)	Salmon (barrel)	Herring (barrel)	Cod (no.)	Oil (barrel)	Salt (chr.)	Coal (chr.)	Tallow (barrel)
XIV, 191-2	7/8/1515	24/7/1516	3	22.1	255	(0)	1,835.5	304 <sup>1</sup>	0	0	0	0	0	25.5
XIV, 264	24/7/1516	23/7/1517	2	47.6	244	(0)	1,697.5	305	0	0	0	0	0	4
XIV, 330	23/7/1517	19/7/1518	0	33.1	275	(0)	1,782.5	105.5 <sup>2</sup>	0	0	0	0	0	0
XIV, 371	19/7/1518	Ca. 1519	4.5	32.8	410	(0)	1,462.5	312	0	0	0	0	0	0
XIV, 371	Ca. 1519	22/11/1520	0	26.0	320	(0)	1,581.3	168 <sup>3</sup>	0	0	0	0	0	0
XIV, 441-2	22/11/1520	2/4/1522	7.5	30.5	260	(0)	1,807.5	600	0	0	0	0	0	0
XV, 64-5	2/4/1522	6/4/1524	0	2.0	489	(0)	1,482.5	405	0	0	0	0	0	0
XV, 181	6/4/1524	24/7/1525	1.5	11.8	329	(0)	1,317.5	315	0	0	0	0	0	0
XV, 268-9	24/7/1525	20/7/1526	6.5	53.3	316	(0)	2,090	441	0	0	0	0	0	0
XV, 360	20/7/1526	15/7/1527	1.5	37.2	425	(0)	1,932.5	391	0	0	0	0	0	0
XV, 440-1	15/7/1527	23/7/1528	6	29.2	304	(0)	2,772.5	345	0	0	0	0	0	0
XV, 511-2	23/7/1528	27/7/1529	0	25.3	289	(0)	2,395	289	0	0	0	0	0	0
XVI, 39-40	27/7/1529	3/8/1530	0	22.0	163	(0)	1,837.5	348	0	0	0	0	0	0
XVI, 60-1	3/8/1530	2/8/1531	0	22.1	135	1.75	1,825	428	12	0	0	0	0	0
XVI, 149	2/8/1531	19/7/1532	0	15.9	271	0.63	1,340	324	30	0	42	0	0	0
XVI, 226-7	19/7/1532	24/7/1533	0	6.9	182	(0)	1,222.5	303	0	0	0	8	0	0
XVI, 364	24/7/1533	10/9/1534	0	30.9	406	(0)	1,955	406	60	0	0	0	0	0
XVI, 377	10/9/1534	27/8/1535	0	35.5	320	(0)	1,237.5	449	0	0	13	0	0	0
XVII, 45-6	29/8/1536	27/8/1537	0	14.8	167	(0)	1,905	483	204	0	0	15	0	0
XVII, 58-9	27/8/1537	12/8/1538	0	32.3	279 <sup>4</sup>	(0)	1,595	482	749	0	0	0	0	0
XVII, 185-6	12/8/1538	9/9/1539	0	36.3	289	(0)	1,965	664	132	120	0	20	0	0
XVII, 303	9/9/1539	19/8/1540	4	49.3	390.5	14.47	2,605	445	159	0	0	0	0	17
XVII, 396	19/8/1540	26/8/1541	0	70.0	274	14.81	3,580	655.5	387	0	0	21	0	0
XVII, 460-1	26/8/1541	13/7/1542	0	80.3	155	5.69	2,052.5	441.5	1,484	0	0	0	0	0
XVIII, 51	13/7/1542	2/4/1543	0	2.0	13	0	411.3	122	0	0	0	0	0	0
XVIII, 51-2	2/4/1543	8/8/1543	0	0.0	10	0	432.5	74	72	0	0	0	0	0
XVIII, 69-70	8/8/1543	1/12/1543	0	8.0	74.6	0	582.5	417	0	0	0	0	0	0
XVIII, 70	1/12/1543	8/3/1545	0	2.6	371	0	1,001.3	211	186	0	12	0	0	0

<sup>1</sup> Not including 20 barrels salmon customed at Elgin.  
<sup>2</sup> Not including 96 barrels of salmon customed at Dysart.  
<sup>3</sup> Excluding 44 barrels of salmon overcharged.  
<sup>4</sup> Excluding 24 dakers of hides overcharged.

**A1-13: Dundee (additional)**

<i>Start Date</i>	<i>End Date</i>	<i>Corn (chr.)</i>	<i>Stulling (d.)</i>	<i>Flesh (barrel)</i>	<i>Butter (barrel)</i>	<i>Gloves (d.)</i>	<i>Re-exp. Timber (d.)</i>	<i>Re-exp. Timber By-P.(d.)</i>	<i>Re-exp. Baltic W. (d.)</i>	<i>Re-exp. Wine (d.)</i>	<i>Re-exp. Grt. Salt (d.)</i>	<i>Re-exp. Dyes (d.)</i>	<i>Re-exp. Grocery&amp; Metals (d.)</i>	<i>Re-exp. Manu. (d.)</i>	<i>Re-exp. Total (d.)</i>
7/8/1515	24/7/1516	0	0	0	0	0	0	0	0	0	0	0	0	0	0
24/7/1516	23/7/1517	0	0	0	0	0	0	0	0	0	0	0	0	0	0
23/7/1517	19/7/1518	0	0	0	0	0	0	0	0	0	0	0	0	0	0
19/7/1518	Ca. 1519	0	0	0	0	0	0	0	0	0	0	0	0	0	0
Ca. 1519	22/11/1520	0	0	0	0	0	0	0	0	0	0	0	0	0	0
22/11/1520	2/4/1522	0	0	0	0	0	0	0	0	0	0	0	0	0	0
2/4/1522	6/4/1524	0	0	0	0	0	0	0	0	0	0	0	0	0	0
6/4/1524	24/7/1525	0	0	0	0	0	0	0	0	0	0	0	0	0	0
24/7/1525	20/7/1526	0	0	0	0	0	0	0	0	0	0	0	0	0	0
20/7/1526	15/7/1527	0	0	0	0	0	0	0	0	0	0	0	0	0	0
15/7/1527	23/7/1528	0	0	0	0	0	0	0	0	0	0	0	0	0	0
23/7/1528	27/7/1529	0	0	0	0	0	0	0	0	0	0	0	0	0	0
27/7/1529	3/8/1530	0	0	0	0	0	0	0	0	0	0	0	0	0	0
3/8/1530	2/8/1531	0	0	0	0	0	0	0	0	0	0	0	0	0	0
2/8/1531	19/7/1532	0	0	0	0	0	0	0	0	0	0	0	0	0	0
19/7/1532	24/7/1533	0	0	0	0	0	0	0	0	0	0	0	0	0	0
24/7/1533	10/9/1534	0	0	26	0	0	0	420	0	0	0	0	0	0	420
10/9/1534	27/8/1535	0	0	42	0	0	0	0	0	0	0	0	0	0	0
27/8/1535	27/8/1537	0	0	31	0	0	0	0	0	0	0	0	0	0	0
27/8/1537	12/8/1538	0	0	51	0	0	0	828	0	0	0	0	0	0	828
12/8/1538	9/9/1539	0	0	32	0	0	0	144	0	0	0	0	0	0	144
9/9/1539	19/8/1540	0	0	48	0	0	0	708	48	0	0	0	0	0	756
19/8/1540	26/8/1541	0	0	44	0	0	0	36	0	0	0	0	0	0	36
26/8/1541	13/7/1542	0	0	0	0	0	0	0	0	0	0	0	0	0	0
13/7/1542	2/4/1543	0	0	0	0	0	0	0	0	0	0	0	0	0	0
2/4/1543	8/8/1543	0	0	0	0	0	0	0	0	0	0	0	0	0	0
8/8/1543	1/12/1543	0	0	0	0	0	0	0	0	0	0	0	0	0	0
1/12/1543	8/3/1545	0	0	0	0	0	0	1,716	0	0	0	0	0	0	1,716

**A1-13: Dundee**

Reference	Start Date	End Date	Wool (sack)	Woolfells (sack)	Hides (daker)	Misc. Fell (sack)	Cloth (dozen)	Salmon (barrel)	Herring (barrel)	Cod (no.)	Oil (barrel)	Salt (chr.)	Coal (chr.)	Tallow (barrel)
XVIII, 85	31/3/1545	25/8/1546	0	23.8	121.5 <sup>1</sup>	0.03	797.5	242	0	14,400	0	0	0	0
XVIII, 100	25/8/1546	29/7/1547	0	15.5	149	20.77 <sup>2</sup>	1,170	413	0	2,280	0	3	0	0
XVIII, 173-4	16/3/1550	3/8/1550	0	5.8	10	8.56	240	162	0	0	0	0	0	0
XVIII, 173-4	3/8/1550	28/9/1551	0	35.3	186	10.06	655	361	0	0	0	0	0	0
XVIII, 173-4	28/9/1551	10/10/1552	0	16.3	241	7.69 <sup>3</sup>	735	247	0	0	0	0	0	0
	10/10/1552	12/9/1554 <sup>4</sup>	-	-	-	-	-	-	-	-	-	-	-	-
XVIII, 282	12/9/1554	31/8/1555	0	31.0	267	10.19	1,125	374	51	0	0	0	0	0
XVIII, 332	31/8/1555	6/11/1556	0	41.8	444	15.94	1,177.5	287	18	0	0	0	0	0
XIX, 4-5	6/11/1556	7/9/1557	0	40.8	251	6.94	817.5	296	0	0	0	0	0	0
XIX, 35-6	7/9/1557	26/8/1558	0	3.8	64	3.75	202.5	411 <sup>5</sup>	12	37,800 <sup>2</sup>	0	0	0	0
XIX, 83	26/8/1558	16/9/1559	0	39.3	185	14.44	682.5	369	42	0	10	0	0	0
XIX, 111	16/9/1559	19/10/1560	0	42.5	91	14.38	692.5	330	30	0	0	0	0	0
XIX, 172	19/10/1560	1/10/1561	0	38.8	73	15.31	742.5	415	205	0	0	0	0	0
XIX, 194-5	1/10/1561	27/1/1563	0	46.3	114.5	20.34	973.8	458	42	0	21	0	0	0
XIX, 221	27/1/1563	1/12/1563 <sup>6</sup>	0	42.3	0	11.26	952.5	294	198	0	0	0	55	0
XIX, 272-3	1/12/1563	19/10/1564	0	44.8	0	14.38	695	332	68	0	11	0	0	0
XIX, 291	9/1/1565 <sup>7</sup>	29/10/1565	0	37.0	170	20.06	605	291.5	21	3,600	3	0	0	0
XIX, 323	29/10/1565	10/9/1566	0	33.5	257.5	13.78	946.3	68	0	0	2	0	54	0
	10/9/1566	20/7/1572 <sup>8</sup>	-	-	-	-	-	-	-	-	-	-	-	-
XX, 144	4/10/1573	29/10/1574	0	19.3	233.5	19.97	1,309.8 <sup>9</sup>	365	67	1,740	130	0	49	0
XX, 206	29/10/1574	8/11/1575	0	27.4	195.5	11.30	1,701.3	267.5	279	0	42.5	0	0	0
XX, 247	8/11/1575	12/11/1576	0	33.2	255.5	15.24	1,817.5	278	171	0	66	12.5	0	0
XX, 272-3	12/11/1576	3/12/1577	0	46.1	172.5	25.32	1,607.5	164.5	74	2,280 <sup>1</sup>	97	0	0	0

<sup>1</sup> Including an extra 10 dakers of hides erroneously omitted in the account.

<sup>2</sup> Customs of fells since 1/12/1543.

<sup>3</sup> These customs did not have to be paid on account of the charter granting the burgesses freedom from fell customs; this exemption does not appear to have been allowed after 12/9/1554.

<sup>4</sup> Customs leased for £239 per year. *E.R.*, XVIII, pp. 196, 222, 256.

<sup>5</sup> Not including 10 barrels of salmon and 720 cod customed at St Andrews.

<sup>6</sup> There was an additional 432d. customs for harthorns.

<sup>7</sup> The Exchequer noted the custom failed to account for the period 19/10/1564-10/1/1565.

<sup>8</sup> Customs leased for £200 per year. *E.R.*, XIX, p. 368; XX, pp. 66, 95.

<sup>9</sup> Includes the customs of 72d. for linen cloth.

**A1-13: Dundee (additional)**

Start Date	End Date	Corn (chr.)	Stalling (d.)	Flesh (barrel)	Butter (barrel)	Gloves (d.)	Re-exp. Timber (d.)	Re-exp. Timber By-p. (d.)	Re-exp. Baltic W. (d.)	Re-exp. Wine (d.)	Re-exp. Grt. Salt (d.)	Re-exp. Grocery & Dyes (d.)	Re-exp. Metals (d.)	Re-exp. Manu. (d.)	Re-exp. Total (d.)
31/3/1545	25/8/1546	0	0	0	0	0	0	0	0	0	0	1,152	0	0	1,152
25/8/1546	29/7/1547	0	0	0	0	0	0	0	0	0	0	1,728	0	0	1,728
16/3/1550	3/8/1550	0	0	0	0	0	0	0	0	0	0	0	0	0	0
3/8/1550	28/9/1551	0	0	0	0	0	0	0	0	0	0	0	0	0	0
28/9/1551	10/10/1552	0	0	0	0	0	0	0	0	0	0	0	0	0	0
10/10/1552	12/9/1554	-	-	-	-	-	-	-	-	-	-	-	-	-	-
12/9/1554	31/8/1555	0	0	0	0	0	0	0	0	0	0	0	0	0	0
31/8/1555	6/11/1556	0	0	0	0	0	0	0	0	0	0	0	0	0	0
6/11/1556	7/9/1557	0	0	0	0	0	0	0	0	0	0	0	0	0	0
7/9/1557	26/8/1558	0	0	0	0	0	0	0	0	0	0	0	0	0	0
26/8/1558	16/9/1559	0	0	0	0	0	0	0	0	0	0	0	0	0	0
16/9/1559	19/10/1560	0	0	0	0	0	0	0	0	0	0	0	2,880 <sup>1</sup>	0	2,880
19/10/1560	1/10/1561	0	0	0	0	0	0	0	0	0	0	0	6,400 <sup>1</sup>	0	6,400
1/10/1561	27/1/1563	0	0	0	0	0	0	0	0	0	0	0	0	0	0
27/1/1563	1/12/1563	0	0	0	0	0	0	0	0	288	0	0	0	0	288
1/12/1563	19/10/1564	0	0	0	0	0	0	0	0	264	0	0	0	0	264
9/1/1565 <sup>2</sup>	29/10/1565	0	0	0	0	0	0	0	0	0	0	60	120 <sup>1</sup>	0	180
29/10/1565	10/9/1566	20.5 <sup>3</sup>	0	0	0	0	0	0	0	0	0	0	48 <sup>1</sup>	0	48
10/9/1566	20/7/1572	-	-	-	-	-	-	-	-	-	-	-	-	-	-
4/10/1573	29/10/1574	0	2,064 <sup>4</sup>	0	13.5	0	480	648	1,296	0	648	0	372	0	3,444
29/10/1574	8/11/1575	0	900 <sup>5</sup>	0	18.5	0	240	0	924	0	0	0	240	720	2,244 <sup>6</sup>
8/11/1575	12/11/1576	0	624 <sup>7</sup>	0	19	180 <sup>8</sup>	1,080	780	0	168	0	0	120	0	2,148

<sup>1</sup> Lead; this may have been monastic lead rather than re-exports.

<sup>2</sup> The Exchequer noted the customar failed to account for the period 19/10/1564-10/1/1565.

<sup>3</sup> 19.5 chalders wheat and 1 chaldar barley.

<sup>4</sup> Victuals called stalling.

<sup>5</sup> 3.5 chalders malt (lege 4.5bolls) 672d.; and 4.75 chalders salt 228d.

<sup>6</sup> In addition there were customs of 120d. for victual re-exports.

<sup>7</sup> 3.25 chalders malt (lege 4.25 chalders?).

<sup>8</sup> Gloves were customed at 3d. per dozen.

### A1-13: Dundee

Reference	Start Date	End Date	Wool (sack)	Woolfells (sack)	Hides (daker)	Misc. Fell (sack)	Cloth (dozen)	Salmon (barrel)	Herring (barrel)	Cod (no.)	Oil (barrel)	Salt (chr.)	Coal (chr.)	Tallow (barrel)
XX, 295	3/12/1577	21/1/1579	0	43.8	256	23.44	2,143.8	110.5	118	0	32	6.75	50	0
XX, 312-3	21/1/1579	15/1/1580	0	49.3	404.5	38.22	1,167.5	147	42	0	31	0	32	0
XXI, 4	15/1/1580	7/9/1580	0	36.9	196.5	17.67	754.8	46.5	23	720	1	0	57.5	0
XXI, 157-8	7/9/1580	16/8/1581	0	54.8	178.5	13.00	1,653.3	176	150	1,200	19	1.25	25	0
XXI, 214-5	16/8/1581	12/8/1582	0	46.5	237.8	12.91	1,308.8	323	154	1,740	0	0	36	0
XXI, 218	12/8/1582	1/10/1582	0	0	47.5	0	305	97	82	0	0	0	0	0
XXII, 88	1/10/1589	30/9/1590	0	38.3	116	3.75	1,090	34	1570	480	43	0	0	0
XXII, 247-8	30/9/1590	18/8/1592	0	56.5	234.5	4.06	1,496.3	110	1328	0	0	0	0	0
XXII, 333	18/8/1592	19/7/1593	0	33.5	47	1.00	490.7	35	276	0	0	0	0	0
XXII, 422-3	18/7/1593	20/7/1594 <sup>2</sup>	0	29.8	121	2.06	720	54	828	0	0	0	0	0
XXIII, 87	20/7/1594	18/7/1595	0	31.4	131	3.13	734.7	60	364	0	31	0	0	0
XXIII, 129-30	18/7/1595	21/7/1596	0	33.8	52	2.00	1,121.3	56	360	2,400	54	0	0	0
XXIII, 185	21/7/1596	16/7/1597	0	64.3	57	7.50	1,224	662	594	0	5	10.5 <sup>3</sup>	0	0
XXIII, 242	16/7/1597	1/3/1598	0	20.8	29	0	386	149	241	0	40	0	0	0
XXIII, 242	1/3/1598	19/7/1598 <sup>4</sup>	0	48.0	18.5	0.70	46.7	0	0	0	0	2.25 <sup>2</sup>	0	0
XXIII, 335	19/7/1598	1/12/1598 <sup>5</sup>	0	0	0	0	550 <sup>6</sup>	3	432	0	0	0	0	0

<sup>1</sup> Including 480 hard fish customed at the same rate.

<sup>2</sup> There were additional customs of 1,280d. for "sculd".

<sup>3</sup> Barrels of salt (1 barrel of salt equivalent to 0.125 chalders).

<sup>4</sup> There were additional customs of 36d. for 11 stone of harthorns.

<sup>5</sup> An additional 600 saithes were customed at 2s. per 120 saithe.

<sup>6</sup> There were 22 dozen kersey and 83 dozen *pannei lanei*; in addition 445 dozen *pannii lanei* (presumably this was actually linen cloth). These have been converted into their narrow cloth equivalents.

**A1-13: Dundee (additional)**

<i>Start Date</i>	<i>End Date</i>	<i>Corn (chr.)</i>	<i>Stalling (d.)</i>	<i>Flesh (barrel)</i>	<i>Butter (barrel)</i>	<i>Gloves (d.)</i>	<i>Re-exp. Timber (d.)</i>	<i>Re-exp. Timber By-p. (d.)</i>	<i>Re-exp. Baltic W. (d.)</i>	<i>Re-exp. Wine (d.)</i>	<i>Re-exp. Grt. Salt (d.)</i>	<i>Re-exp. Groceries &amp; Dyes (d.)</i>	<i>Re-exp. Metals (d.)</i>	<i>Re-exp. Manu. (d.)</i>	<i>Re-exp. Total (d.)</i>
12/11/1576	3/12/1577	44.2 <sup>1</sup>	2,10 <sup>2</sup>	0	46	456	3,000	5,244	468	48	0	0	144	0	8,904
3/12/1577	21/1/1579	0	6,72 <sup>3</sup>	0	0	342	840	780	2,268	0	1,440	2,016	120	0	7,464
21/1/1579	15/1/1580	3.5 <sup>4</sup>	0	0	0	360	1,080	168	2,100	0	360	1,440	120	0	5,268
15/1/1580	7/9/1580	0	2,208	0	0	774	360	372	360	600	0	0	0	9	1,701
7/9/1580	16/8/1581	0	2,240	0	0	210	1,440	432	2,232	240	0	0	200	0	4,544
16/8/1581	12/8/1582	0	2,560	0	0	684	1,080	144	552	240	0	0	160	0	2,176
12/8/1582	1/10/1582	0	0	0	0	0	0	0	288	0	0	0	0	0	288
1/10/1589	30/9/1590	0	1,600	0	0	792	1,440	0	5,436	0	0	0	0	0	6,876
30/9/1590	18/8/1592	12 <sup>5</sup>	2,880	0	0	288	8,040	0	7,644	0	0	0	0	0	15,684
18/8/1592	19/7/1593	17 <sup>13</sup>	1,440	0	0	0	4,560	0	4,200	0	0	0	0	0	8,760
18/7/1593	20/7/1594	0	0	0	0	0	6,480	0	0	0	0	0	0	0	6,480
20/7/1594	18/7/1595	0	2,304	0	0	432	5,760	0	0	0	0	0	0	0	5,760
18/7/1595	21/7/1596	0	1,728	0	0	0	5,520	0	0	0	0	0	0	0	5,520
21/7/1596	16/7/1597	0	2,688	0	0	0	9,840	0	0	144	0	0	0	0	9,984
16/7/1597	1/3/1598	0	960	0	0	0	7,080	0	1,848	0	0	0	0	0	8,928
1/3/1598	19/7/1598	0	768	0	0	0	0	96	120	72	180	0	40	0	508
19/7/1598	1/12/1598	0	960	0	0	0	3,840	0	600	156	0	0	0	0	4,596

<sup>1</sup> 32 chalders wheat, 10 chalders barley, and 2.19 chalders malt.

<sup>2</sup> 4.375 chalders salt.

<sup>3</sup> 3.5 chalders malt.

<sup>4</sup> Malt.

<sup>5</sup> Wheat.



## A1-14: Dysart

Reference	Start Date	End Date	Woolfells (sack)	Hides (daker)	Misc. Fells (sack)	Cloth (dozen)	Salmon (barrel)	Herring (barrel)	Cod (no.)	Oil (barrel)	Salt (chr.)	Coal (chr.)	Tallow (barrel)	Corn (chr.)	Re-empt (d.)
VII, 286-7	Ca. 1463	19/6/1464 <sup>1</sup>	0	0	0	0	0	0	0	0	48 <sup>2</sup>	0	0	-	-
VIII, 138	4/7/1469 <sup>3</sup>	15/7/1471 <sup>4</sup>	0	0	0	0	0	0	0	0	24	0	0	-	-
VIII, 200	15/7/1471 <sup>5</sup>	30/7/1473	0	0	0	0	12	0	2,400	0	172	0	0	-	-
VIII, 318	30/7/1473	Ca. 1474	0	0	0	0	0	0	0	0	107	0	0	-	-
VIII, 318	Ca. 1474	19/7/1475	0	0	0	0	0	0	0	0	87	0	0	-	-
VIII, 384-5	19/7/1475	18/7/1476	0	0	0	0	17	0	0	0	123	0	0	-	-
VIII, 468	18/7/1476	4/8/1477	0	0	0	0	24	0	0	0	160	0	0	-	-
VIII, 549-50	4/8/1477	23/7/1478	0	0	0	0	0	0	0	0	256	0	0	-	-
VIII, 627-8	23/7/1478	21/7/1479	0	0	0	0	8	0	0	0	283 <sup>6</sup>	0	0	-	-
IX, 70-1	21/7/1479	13/7/1480	0	2	0	0	0	0	0	0	274	0	0	-	0
IX, 150	13/7/1480	14/7/1481	0	0	0	0	12	0	620	0	225	0	0	-	0
IX, 211-2	14/7/1481	27/6/1483	0	0	0	0	8	0	0	0	163	0	0	-	0
IX, 292-3	27/6/1483	11/8/1484	0	0	0	0	0	0	0	0	131	0	0	-	0
IX, 442	5/4/1485 <sup>7</sup>	18/7/1486	0	0	0	3	15	0	0	0	634.5 <sup>8</sup>	0	0	-	0
IX, 544	18/7/1486	30/7/1487	0	0	0	0	55	0	0	0	269	0	0	-	0
X, 55	30/7/1487	8/5/1488	0	0	0	0	11	0	720	1	113	0	0	-	48 <sup>9</sup>
X, 55-6	8/5/1488	30/7/1488	0	0	0	0	0	0	0	0	144	0	0	-	0
X, 137-8	30/7/1488	11/7/1489	0	0	0	0	0	0	960	0	212	0	0	-	0

<sup>1</sup> Account for the ports of Dysart and Ravenscraig.

<sup>2</sup> The customs on 27 of these challders were received by Andrew Crawford, customar of salt at Leith and not Dysart's customar (presumably before the jurisdiction was created).

<sup>3</sup> In 1465-67 John Muirre rendered accounts for Dysart's petty customs of salt and victual in the rolls of the burgh fermis; these may have been, in reality, import and export customs. 1465 wheat and salt petty customs £5 15s.; 1466 salt and malt £4 18s.; 1467 malt, salt, and fish £7 18s. 8d. *E.R.*, VII, pp. 375, 514-5.

<sup>4</sup> Salt figures come from the account titled Crail and Ravenscraig; for the fish customs see Crail's tables.

<sup>5</sup> From 15/7/1471-11/8/1484 the accounts were for the ports of Pittenweem and Dysart (from 13/7/1480 the customars were called the customars of salt and fish for Dysart, Pittenweem and the north shore of the Forth). It has been assumed, unless otherwise stated, the salt was exclusively from Dysart (as explicitly stated in 1474, 1476, 1478-79, 1481, 1484); and the sea fish were from Pittenweem (as stated in 1476, 1480-81). The figures for the sea-fish have been included in Pittenweem's tables.

<sup>6</sup> Dysart's charter exempting them from customs on salt was formerly revoked; this charter was granted in April 1452, but is unlikely to have been admitted after 1460.

<sup>7</sup> Thereafter the jurisdiction was for Dysart.

<sup>8</sup> Including 7 challders of salt of James Pettilo on behalf of the King, without custom.

<sup>9</sup> Timber by-products.

## A1-14: Dysart

Reference	Start Date	End Date	Woolfells (sack)	Hides (daker)	Misc. Fells (sack)	Cloth (dozen)	Salmon (barrel)	Herring (barrel)	Cod (no.)	Oil (barrel)	Salt (chr.)	Coal (chr.)	Tallow (barrel)	Corn (chr.)	Re-empt (d.)
X, 227-8	11/7/1489	28/6/1490	0	22	0.5	0	2.5	0	0	0	139	0	6	0	0
X, 306	28/6/1490	25/7/1491	1.5	45	1.88	0	3.5	18	0	0	17	0	4	0	0
X, 355	25/7/1491	16/7/1492	1.5	11.25	1.13	0	10	14	840	0	106	0	0	0	0
X, 385	16/7/1492	23/7/1493	4.8	23	5.38	9	8	1	540	0	179.5	0	0	0	0
X, 454	23/7/1493	12/6/1494	2.8	3	2	0	1	0	180	0	175	0	0	0	0
X, 530	12/6/1494	7/8/1495	3.1	18	2.5	0	8	4	720	0	186.5	0	0	0	0
X, 609	7/8/1495	28/6/1496	3.8	3.6	3.91	4	30	0	180	0	140	0	0	0	0
XI, 115-6	28/6/1496	30/6/1498	3.5	15	2.67	0	0	0	0	0	89	0	0	0	0
XI, 222-3	30/6/1498	21/1/1500	1.7	17	2	0	0	4	0	0	73	0	0	0	0
XI, 268	21/1/1500	14/11/1500	2.3	0	1.75	0	6	64	0	4	81	0	0	0	0
XI, 369	14/11/1500	7/7/1501	2.0	5	2.83	0	14	0	360	0	7	0	0	0	0
XII, 84	7/7/1501	26/7/1502	3.3	10	3.02	0	21	0	420	0	10	0	0	0	0
XII, 159-60	26/7/1502	4/7/1503	3.5	46.7	3.59	5	9	24	420	0	124	0	0	0	0
XII, 267-8	4/7/1503	14/6/1504	2.3	25.5	2.33	0	2	62	0	0	74	0	0	0	0
XII, 369	14/6/1504	7/7/1505	2.3	0	3.13	6	29.5	0	0	0	31	0	0	0	0
XVI, 363	7/7/1505	17/8/1531 <sup>1</sup>	-	-	-	-	-	-	-	-	-	-	-	-	-
XVI, 376	31/8/1532	7/9/1534	5.4	117	1.5	24.25	0	0	0	0	17	0	0	0	0
XVII, 61-2	7/9/1534	13/8/1535 <sup>2</sup>	-	-	-	-	-	-	-	-	-	-	-	-	-
XVII, 301-2	16/9/1536	2/9/1538 <sup>3</sup>	-	-	-	-	-	-	-	-	-	-	-	-	-
XVII, 301-2	2/9/1538	1539 <sup>4</sup>	-	-	-	-	-	-	-	-	-	-	-	-	-
XVII, 301-2	1539	17/8/1540	4.5	80.5	1.13	15	39	76	0	0	0	0	0	20.25 <sup>5</sup>	0
XVII, 392	17/8/1540	17/8/1541	5	56.5	0.08	35	67	274	0	0	0	0	0	0	0
XVII, 463	17/8/1541	24/7/1542	3.5	52.5	0.21	31.25	88	528	360	12	15	0	0	0	0

<sup>1</sup> Customs leased for £20 per year. *E.R.*, XII, pp. 468, 597; XIII, pp. 94, 225, 362, 383, 492, 573; XIV, pp. 52, 94, 194-5, 270, 331, 434; XV, pp. 65-6, 186, 270, 362, 445, 509; XVI, pp. 43, 63.

<sup>2</sup> Customs leased for £20 per year.

<sup>3</sup> Customs leased for £23 per year.

<sup>4</sup> No individual customs listed; customs were £33 19s. 1d.

<sup>5</sup> Wheat, barley and malt.

## A1-14: Dysart

Reference	Start Date	End Date	Woolfells (sack)	Hides (daker)	Misc. Fells (sack)	Cloth (dozen)	Salmon (barrel)	Herring (barrel)	Cod (no.)	Oil (barrel)	Salt (chr.)	Coal (chr.)	Tallow (barrel)	Corn (chr.)	Re-empt (d.)
XVIII, 48-9	24/7/1542	6/8/1543	0	87	0	18.75	99	81	480	0	32	0	0	0	0
XVIII, 86	6/8/1543	31/8/1546	2.5	236.5	0.69	0	286	189	2,640	0	7	0	0	0	1,224 <sup>1</sup>
XVIII, 120-1	31/8/1546	27/8/1550	6.3	161	6.38	0	21	419	0	0	0	0	0	0	0
XVIII, 227-8	27/8/1550	10/4/1554 <sup>2</sup>	-	-	-	-	-	-	-	-	-	-	-	-	-
XVIII, 261	10/4/1554	11/10/1554	2	34.3	2.37	21.25	0	19	0	0	6	0	0	0	0
XVIII, 283	10/10/1554	5/9/1555	3.5	30	0	10	0	346	0	0	1	0	0	0	0
XVIII, 333	5/9/1555	6/11/1556	4.3	81	0.61	62.5 <sup>3</sup>	26	78	240	0	0	0	0	0	0
XIX, 1	6/11/1556	30/7/1557	0.6	24.5	0	41.25	14	25	0	0	0	0	0	0	0
XIX, 34	30/7/1557	9/8/1558	2.8	34	0.06	0	3	22	0	0	0	0	0	0	0
XIX, 81	9/8/1558	23/8/1559	4	69	1.25	4.5	0	91	0	0	0	0	0	0	0
XIX, 110	23/8/1559	10/10/1560	0	16	0	0	0	0	0	0	0	0	0	0	0
XIX, 169	10/10/1560	23/8/1561	1.8	43	0.88	0	4	72	0	0	0	0	0	0	0
XIX, 219	23/8/1561	23/8/1563	2.3	46	0.88	0	0	0	0	0	0	0	0	0	0
	23/8/1563	22/10/1565 <sup>4</sup>	-	-	-	-	-	-	-	-	-	-	-	-	-
XX, 21	22/10/1565	20/10/1569	1.5	148	0.25	0	0	126	0	11	48	0	0	0	0
	20/10/1569	29/9/1572 <sup>5</sup>	-	-	-	-	-	-	-	-	-	-	-	-	-
XX, 146	25/2/1574 <sup>6</sup>	1/11/1574	0	41.5	0	0	0	0	0	0	145	365	0	0	0
XX, 208	1/11/1574	9/11/1575	0	5	0	0	0	0	0	0	209	0	0	0	0
XX, 246	9/11/1575	3/8/1576	0	0	0	0	0	0	0	0	139	29	0	0	0
XX, 271-2	3/8/1576	29/8/1577	1	2	0	0	3	120	360	0	81	0	0	0	0
XX, 294	29/8/1577	17/1/1579	0.5	5	0	0	0	504	4,920	0	46	0	0	0	0
XX, 314	17/1/1579	30/1/1580	0	0	0	0	0	100	4,560	0	32	0	0	0	0
XXI, 1	30/1/1580	5/9/1580	0	4	0	0	0	0	0	3	47	0	0	0	0
XXI, 157	5/9/1580	15/8/1581	0	0	0	0	0	0	0	0	133.5	0	0	0	0

<sup>1</sup> Timber by-products.

<sup>2</sup> Customs leased for £20 per year.

<sup>3</sup> Includes cusoms of 120d. for linen cloth.

<sup>4</sup> Customs leased for £13 6s. 8d. per year. *E.R.*, XIX, pp. 272, 292.

<sup>5</sup> Customs leased for £13 6s. 8d. per year. *E.R.*, XX, pp. 66, 96.

<sup>6</sup> The Exchequer noted Dysart's customars failed to render accounts for the period 22/9/1573-25/2/1574.

**A1-14: Dysart**

<i>Reference</i>	<i>Start Date</i>	<i>End Date</i>	<i>Woolfells (sack)</i>	<i>Hides (daker)</i>	<i>Misc. Fells (sack)</i>	<i>Cloth (dozen)</i>	<i>Salmon (barrel)</i>	<i>Herring (barrel)</i>	<i>Cod (no.)</i>	<i>Oil (barrel)</i>	<i>Salt (chr.)</i>	<i>Coal (chr.)</i>	<i>Tallow (barrel)</i>	<i>Corn (chr.)</i>	<i>Re-expt (d.)</i>
XXI, 206	15/8/1581	15/8/1582	0	0	0	0	0	0	0	0	51	0	0	0	0
XXII, 93	1/10/1589	1/10/1590	0	18	0.25	0	0	744	3,000	6	85	0	0	0	0
XXII, 170	1/10/1590	1/10/1591	0.5	0	0	0	0	36	0	4	24	0	0	0	0
XXII, 334	1/10/1591	12/7/1593	0	27	1.50	0	0	0	4,800	8	0	0	0	2.5 <sup>1</sup>	2,040 <sup>2</sup>
XXII, 423	12/7/1593	15/7/1594	0	0	0	0	0	120	1,200	0	10	10	0	0	1,920 <sup>3</sup>
XXIII, 89	15/7/1594	23/7/1595	0	30	0	0	0	0	0	11	0	0	0	0	1,200 <sup>4</sup>
XXIII, 129	23/7/1595	7/7/1596	0	12	0	0	0	15	0	1	40	0	0	0	3,120 <sup>3</sup>
XXIII, 185	7/7/1596	12/7/1597	1.5	0	0	0	0	0	0	0	20	0	0	0	960 <sup>3</sup>
XXIII, 241	12/7/1597	1/3/1598 <sup>5</sup>	0	0	0	0	0	32	0	13	27	0	0	0	4,035 <sup>6</sup>
XXIII, 241	1/3/1598	19/7/1598	3.9	26	0.41	0	0	0	0	8	25	0	0	0	0
E.71/28/1	13/7/1599	1/8/1600	-	-	-	-	-	-	-	-	186	-	-	-	-

<sup>1</sup> Barley malt

<sup>2</sup> Timber 1,440d.; Baltic wares 600d.

<sup>3</sup> Timber.

<sup>4</sup> Timber 480d.; metal 720d.

<sup>5</sup> In addition 192 barrels of beef were customed.

<sup>6</sup> Timber 960d.; Baltic wares 3,075d.

### A1-15: Edinburgh (Wool, Hides, Fells, and Cloth)

<i>Reference</i>	<i>Start Date</i>	<i>End Date</i>	<i>Wool (sack)</i>	<i>Eng. Wool (sack)</i>	<i>Woolfells (sack)</i>	<i>Hides (daker)</i>
I, 81	4/3/1327	7/12/1327	1,087.0	0	6.1	32.2
I, 82	7/12/1327	29/1/1328	206.8	0	6.4	80.4
I, 100-1	29/1/1328	24/6/1328 <sup>1</sup>	212.1	0	33.6	400.7
I, 174-5	24/6/1328	11/8/1329 <sup>2</sup>	1,648.6	0	40.1	1,259.1
I, 279-80	10/8/1329	23/6/1330	625.0	0	32.5	895
I, 313-4	23/6/1330	28/2/1331	935.5	0	12.5	323.5
I, 372-3	2/3/1331	4/12/1331	1,045.7 <sup>3</sup>	0	44.6 <sup>3</sup>	522.1 <sup>3</sup>
I, 425-6	4/12/1331	3/4/1332	13.4 <sup>4</sup>	0	36.2 <sup>4</sup>	922.8 <sup>4</sup>
I, 425-6	3/4/1332	3/3/1333	1,189.4 <sup>5</sup>	0	25.5 <sup>5</sup>	330.3 <sup>5</sup>
I, 496-7	14/11/1341	12/6/1342 <sup>6</sup>	127.7	0	20.3	334.8
I, 533-6	12/6/1342	8/8/1343	1,500.6 <sup>7</sup>	0	12.9 <sup>7</sup>	197 <sup>7</sup>
I, 536	12/6/1342	8/8/1343	4.9	0	59.1	250.9
II, 89-90	2/7/1361	18/4/1362	1,970.6 <sup>8</sup>	86.4 <sup>9</sup>	88.7 <sup>8</sup>	642.2 <sup>8</sup>
II, 91-2	18/4/1362	7/8/1362	1,033.7 <sup>10</sup>	31.1	4.2 <sup>10</sup>	76.2
II, 127-34	7/8/1362	30/11/1364	5,341.9	753.9	430.1	1,739.8
II, 199-202	30/11/1364	9/8/1365	613.7	253.3	171.3	530.8
II, 202-3	9/8/1365	15/1/1366 <sup>11</sup>	1,783.3	265.2	58.8	226.4
II, 231-3	15/1/1366	1/8/1366	149.5	86.5	83.4	443.7
II, 233-4	1/8/1366	7/1/1367	1,682.1	124.8	31.0	189.4

<sup>1</sup> Including unspecified goods customed elsewhere; namely £9 17s. 7d. from Inverkeithing; £11 11s. 8d. from Linlithgow; and 11s. 4d. from Stirling. (In total equivalent to 66.1 sacks of wool).

<sup>2</sup> Not including the unspecified goods customed elsewhere; namely Linlithgow £19 9s. 11½d., Dunfermline £4 18s. 4d.; Inverkeithing £4 16s. 3d.; Stirling £4 15s. 4d.; Lochmaben £5 13s.; Tarbert 34s. 8d.

<sup>3</sup> Of which 48.33 sacks of wool, 600 woolfells, and 64.5 dakers of hides were exported by foreign merchants.

<sup>4</sup> Of which 1.04 sacks of wool, 3,179 woolfells, and 315.9 dakers of hides were exported by foreign merchants.

<sup>5</sup> Of which 22.92 sacks of wool, 520 woolfells, and 84 dakers of hides were exported by foreign merchants.

<sup>6</sup> In addition there were further charges of 46s. for unspecified goods.

<sup>7</sup> Of which 33.29 sacks of wool, 115 woolfells, and 27.7 dakers of hides were exported by foreign merchants.

<sup>8</sup> Of which 24.42 sacks of wool, 120 woolfells, and 7.4 dakers of hides were exported by foreign merchants.

<sup>9</sup> English wool has not been included in the Edinburgh wool figures.

<sup>10</sup> Exported by burghesses of the kingdom.

<sup>11</sup> In addition there were further charges of 69s. 2d. for unspecified goods charged in the next account.

### A1-15: Edinburgh (Wool, Hides, Fells, and Cloth)

<i>Reference</i>	<i>Start Date</i>	<i>End Date</i>	<i>Wool (sack)</i>	<i>Eng. Wool (sack)</i>	<i>Woolfells (sack)</i>	<i>Hides (daker)</i>
II, 274-5	7/1/1367	1/7/1367	339.6	40.9	104.2	430.4
II, 275-6	1/7/1367	13/1/1368	1,921.8	72.4	16.8	113.9
II, 311-2	16/1/1369	8/1/1370	2,446.3	79.9	112.2	1,147.4
II, 374-5	27/2/1372	21/5/1372	699.7	85.1	163.4	476.3
II, 376-7	22/5/1372	21/11/1372	2,324.8	667.1	74.9	164.2
II, 377-8	22/11/1372	10/2/1373	151.7	129.1	18.9	129.7
II, 400-2	10/2/1373	10/2/1374 <sup>1</sup>	2,419.0 <sup>2</sup>	1197.6	319.1	1,335.3
II, 473-4	6/2/1375	15/3/1375	242.0	360.0	226.9	755.3
II, 474-6	16/3/1375	7/3/1376 <sup>3</sup>	1,356.4	0	373.7	1017
II, 518-22	7/3/1376	4/8/1376	555.5	0	137.8	689.7 <sup>4</sup>
II, 522-5	4/8/1376	4/2/1377	908.1	0	40.7	181.5
II, 552-4	4/2/1377	10/3/1378	1,330.6	379.4	90.9	606.2
II, 606-9	10/3/1378	26/3/1379	1,465.3	26.5	122.9	1,318.4
III, 1-3	26/3/1379	3/2/1380	1,707.8	0	56.3	509.1
III, 52-4	3/2/1380	11/3/1381	1,009.3	0	89.2	864
III, 65-7	11/3/1381	3/3/1382	1,499.9	0	131.8	1,780.3
III, 86-90	3/3/1382	10/2/1383	1,355.6	0	109.2	1,278.5
III, 116-9	2/3/1384	13/3/1385	1,637.9	0	64.6	1,106.9
III, 132-3	13/3/1385	27/3/1386 <sup>5</sup>	488.8	0	67.6	910.9
III, 150-1	27/3/1386	17/5/1387	1,734.6	0	135.2	2,072
III, 168	17/5/1387	10/6/1388	1,211.1	44.1	111.3	1,180.4
III, 186-8	10/6/1388	18/2/1389	1,075.5	16.0	46.0	511.1 <sup>6</sup>
III, 203-5	18/2/1389	5/2/1390	872.4	34.1	46.9	625.3
III, 219-22	4/2/1390	13/2/1391 <sup>7</sup>	1,292.4	87.6	53.8	609.5

<sup>1</sup> Including customs for £5 6s. 8d. for unspecified goods customed at Ayr (as given in the 1375 discharge).

<sup>2</sup> Including 1.33 sacks of wool by neglect omitted in the customar's account.

<sup>3</sup> In addition there were payments for someone who was purged by an assize for exporting uncustomed goods.

<sup>4</sup> Not including 50 dakers of hides customed at Ayr.

<sup>5</sup> 3 cockets of Inverkeithing; 2 each from Kinghorn, Limplithgow, Stirling, and Haddington; 1 of Aberdeen. E.38/96.

<sup>6</sup> Including 27.75 dakers exported illegally.

<sup>7</sup> Uncustomed goods were seized and sold for the benefit of the Crown; 2.04 sacks of wool sold for £4 18s.; 270

270 woolfells £3 7s. 9d.; and 100 shortings 8s. 4d.

### A1-15: Edinburgh (Wool, Hides, Fells, and Cloth)

<i>Reference</i>	<i>Start Date</i>	<i>End Date</i>	<i>Wool (sack)</i>	<i>Eng. Wool (sack)</i>	<i>Woolfells (sack)</i>	<i>Hides (daker)</i>
III, 247-9	13/2/1391	15/3/1392	1,400.4	200.8	99.2	811.7
III, 283-9	15/3/1392	24/1/1393	1,690.8	201.4	59.1	394.9
III, 320-3	24/1/1393	18/3/1394	1,842.6	23.0	138.4	845.3
III, 351-4	18/3/1394	29/3/1395	1,355.1	11.7	122.6	706.2
III, 378-80	29/3/1395	17/4/1396	1,468.8	90.7	139.9	723.1
III, 407-10	17/4/1396	26/5/1397	1,068.7	111.2	188.3	871.5
III, 436-9	26/5/1397	26/4/1398	931.1	110.0	173.1 <sup>1</sup>	919.7
III, 470-2	26/4/1398	5/5/1399	661.0	0	71.5	643.8
III, 486-9	5/5/1399	11/5/1400	730.2	0	30.3	635.8
III, 514-7	11/5/1400	31/5/1401	683.7	0	78.0	1,146.5
III, 543-7	31/5/1401	4/7/1402	362.6	0	49.8	966.4
III, 564-6	3/7/1402	13/6/1403	263.3	0	16.3	467.3
III, 590-3	13/6/1403	2/7/1404	316.5	0	22.3	645.8
III, 617-20	2/7/1404	18/3/1406	829.8	0	40.1	872.7
IV, 17-21	18/3/1406	17/3/1407	647.3	0	45.2	687.5
IV, 40-5	17/3/1407	16/3/1408	842.3 <sup>2</sup>	0	58.1 <sup>3</sup>	359.3 <sup>3</sup>
IV, 77-81	16/3/1408	13/5/1409	953.0 <sup>4</sup>	14.0	55.6	411.5
IV, 113-8	13/5/1409	17/7/1410	1,179.0	30.0	56.1	295.4
IV, 141-4	17/7/1410	8/6/1412	2,098.5 <sup>5</sup>	0	117.8	1,518.1
IV, 175-7	8/6/1412	1/7/1413	1,299.0	0	57.8	381.3
IV, 200-1	1/7/1413	22/6/1414	1,289.8	0	61.7	382.8
IV, 222-5	22/6/1414	21/6/1415	1,264.4	0	52.9	196.7
IV, 251-3	21/6/1415	25/6/1416	1,319.9 <sup>6</sup>	0	173.2 <sup>6</sup>	567.2 <sup>6</sup>

<sup>1</sup> Including 60 woolfells in one ship omitted in the charge.

<sup>2</sup> Including 4.41 sacks of wool illegally exported without customs.

<sup>3</sup> Including 384 woolfells and 10.5 dakers of hides omitted in the charge.

<sup>4</sup> Including 23 sacks of wool exported illegally without being customed.

<sup>5</sup> Including 24 sacks of wool and £11 1s. of customs (assumed to be 8.66 sacks of wool) exported illegally.

<sup>6</sup> Including 4 sacks and 4 packs of wool (equivalent to 6.5 sacks); 4 sarplers and 200 woolfells (equivalent to 920 woolfells); and 28 dakers of hides exported illegally.

### A1-15: Edinburgh (Wool, Hides, Fells, and Cloth)

Reference	Start Date	End Date	Wool (sack)	Eng. Wool (sack)	Woolfells (sack)	Hides (daker)	Misc. Fells (sack)	Start Date Cloth if diff.	End Date Cloth if diff.	Cloth (dozen)
IV, 275-8	25/6/1416	18/6/1417	858.8 <sup>1</sup>	0	109.0 <sup>1</sup>	630.2 <sup>1</sup>	-	-	-	-
IV, 298-301	18/6/1417	10/6/1418	832.6 <sup>2</sup>	0	98.5 <sup>2</sup>	628.3 <sup>2</sup>	-	-	-	-
IV, 321-4	10/6/1418	Ca. 1419	682.7	0	87.7	1,000.5	-	-	-	-
IV, 321-4	Ca. 1419	26/7/1420	649.6 <sup>3</sup>	0	63.9 <sup>3</sup>	1,154.3 <sup>3</sup>	-	-	-	-
IV, 340-1	26/7/1420	18/7/1421	757.5	0	60.6	796.9	-	-	-	-
IV, 367-8	18/7/1421	15/7/1422 <sup>4</sup>	789.2	0	59.7	216.2	-	-	-	-
IV, 380-2	24/7/1424	10/5/1425	1,255.8	0	133.4	627.6	0.79	-	-	-
IV, 409-13	10/5/1425	28/4/1426	1,698.9	0	191.5	722.1	0	-	1/5/1426	4,974.3 <sup>5</sup>
IV, 435-9; 474-5	15/5/1427	28/4/1428	2,046.3	0	225.7	426.4	0.03	23/5/1427	16/7/1428	- <sub>6</sub>
IV, 470-5	28/4/1428	16/4/1429	1,597.1	0	122.4	202	0	16/7/1428	29/4/1429	- <sub>7</sub>
IV, 506-9	16/4/1429	23/3/1430	1,563.0	0	207.6	688.3	0	16/4/1429	23/3/1430	3,902.3
IV, 540-4	23/3/1430	6/5/1431	1,182.9	0	118.1	460.6	0	23/3/1430	6/5/1431	4,827.5
IV, 571; 573-6	11/5/1433	5/6/1434	1,110.0	0	270.4	829.8	0	11/5/1433	5/6/1434	4,014.4
IV, 619-24	5/6/1434	16/7/1435	1,013.3	0	194.5	250.3	122.74	5/6/1434	16/7/1435	4,139.8
V, 25-7; 29-37	11/7/1436	14/8/1437	961.9	0	208.8	984.2	178.58	16/7/1435	20/7/1437	6,368.8 <sup>8</sup>
V, 37-8	14/8/1437	19/7/1438	573.8	0	316.9	1,064.6	-	8/9/1437	12/7/1438	1,865.2
V, 101-2	1/1/1441	2/9/1441	220.3	0	61.3	322.6	-	-	-	-
V, 116-7	2/9/1441	13/7/1442	664.0	0	89.5	351.1	-	-	-	-
V, 125-6	18/4/1443	16/7/1443	378.8	0	117.4	583.1	-	-	-	-
V, 146-8	16/7/1443	21/4/1444	674.5	0	23.6	86.5	-	-	-	-
V, 148-50	21/4/1444	17/6/1444	406.3	0	104.6	307	-	-	-	-

<sup>1</sup> Including 17 sarplers and 8 stone of wool, (7 of the sarplers were unnamed and are assumed to be wool- in total these amounted to 21.58 sacks) 5 sarplers, 2 sacks, 1 poke of woolfells woolfells (equivalent to 1,200 woolfells), and 21 dakers of hides exported illegally.

<sup>2</sup> Including 101 sarplers, 33 sacks, 8 pokes and 7 stone of wool (30 sarplers and 1 poke were unnamed and are assumed to be wool- in total equivalent to 164.5 sacks) exported illegally; 5 sarplers, 1 pinmok and 120 woolfells (equivalent to 1,140 woolfells) and 10 dakers of hides exported illegally.

<sup>3</sup> Including 300 sacks of wool, 12,346 woolfells and 1,000 dakers of hides from 11/11/1419; the customs for which were "collected" by Sir William Borthwick.

<sup>4</sup> No dates were given but it appeared at the Exchequer in mid July 1422.

<sup>5</sup> Not including cloth customs of 803d. (i.e. 66.9 dozen) for cloth customed at Perth.

<sup>6</sup> Customs of 35,249d. for woollen cloth and salt exported 23/5/1427-28/4/1428; and 10,079d. custom woollen cloth from then to 16/7/1428.

<sup>7</sup> Customs of 45,897d. for woollen cloth and salt exported, and wine and other merchandise of England imported.

<sup>8</sup> 4,381.7 dozen in the first year and 1987.1 dozen in second.



**A1-15: Edinburgh (Fish, Minerals, Tallow, Victual, and Miscellaneous Manufactures)**

<i>Start Date</i>	<i>End Date</i>	<i>Salmon</i> (barrel)	<i>Herring</i> (barrel)	<i>Cod</i> (no.)	<i>Oil</i> (barrel)	<i>Salt</i> (chr.)	<i>Coal</i> (chr.)	<i>Tallow</i> (barrel)	<i>Barley</i> (chr.)	<i>Wheat</i> (chr.)	<i>Malt</i> (chr.)	<i>Oats</i> (chr.)	<i>Meat</i> (barrel)	<i>Misc.</i> <i>Manu.</i> (d.)	<i>Misc.</i> <i>(d.)</i>
25/6/1416	18/6/1417	-	-	-	-	-	-	-	-	-	-	-	-	-	-
18/6/1417	10/6/1418	-	-	-	-	-	-	-	-	-	-	-	-	-	-
10/6/1418	1418	-	-	-	-	-	-	-	-	-	-	-	-	-	-
1419	26/7/1420	-	-	-	-	-	-	-	-	-	-	-	-	-	-
26/7/1420	18/7/1421	-	-	-	-	-	-	-	-	-	-	-	-	-	-
18/7/1421	15/7/1422	-	-	-	-	-	-	-	-	-	-	-	-	-	-
24/7/1424	10/5/1425	-	-	-	-	-	-	-	-	-	-	-	-	-	-
10/5/1425	28/4/1426	-	-	-	-	-	-	-	-	-	-	-	-	-	-
23/5/1427	28/4/1428	(0)	-	-	-	- <sup>1</sup>	-	-	-	-	-	-	-	-	-
28/4/1428	16/4/1429	(0)	-	-	-	- <sup>2</sup>	-	-	-	-	-	-	-	-	-
16/4/1429	23/3/1430	(0)	-	-	-	181.5 <sup>3</sup>	-	-	-	-	-	-	-	-	-
23/3/1430	6/5/1431	(0)	-	-	-	101.6 <sup>3</sup>	-	-	-	-	-	-	-	-	-
11/5/1433	5/6/1434	(0)	-	-	-	0	-	-	-	-	-	-	-	-	-
5/6/1434	16/7/1435	(0)	-	-	-	220.4 <sup>3</sup>	-	-	-	-	-	-	-	-	-
11/7/1436	14/8/1437	(0)	-	-	-	100	-	-	-	-	-	-	-	-	-
14/8/1437	19/7/1438	-	-	-	-	-	-	-	-	-	-	-	-	-	-
1/1/1441	2/9/1441	-	-	-	-	-	-	-	-	-	-	-	-	-	-
2/9/1441	13/7/1442	-	-	-	-	-	-	-	-	-	-	-	-	-	-
18/4/1443	16/7/1443	-	-	-	-	-	-	-	-	-	-	-	-	-	-
16/7/1443	21/4/1444	-	-	-	-	-	-	-	-	-	-	-	-	-	-
21/4/1444	17/6/1444	-	-	-	-	-	-	-	-	-	-	-	-	-	-

<sup>1</sup> 35,249d. for customs of woollen cloth and salt exported.

<sup>2</sup> 45,897d. for custom of woollen cloth and salt, and English imports.

<sup>3</sup> Quantities calculated at rate of 22 $\frac{1}{2}$ d. per chaldar as in the 1437 account.

### A1-15: Edinburgh (Wool, Hides, Fells, and Cloth)

Reference	Start Date	End Date	Wool (sack)	Eng. Wool (sack)	Woolfells (sack)	Hides (daker)	Misc. Fells (sack)	Start Date Cloth if diff.	End Date Cloth if diff.	Cloth (dozen)
V, 178-82	17/6/1444	9/7/1445	1,107.3	0	199.5	729.3	-			-
V, 216-22	9/7/1445	4/7/1446	1,480.1	0	168.2	728.4	-			-
V, 271-6	4/7/1446	7/7/1447	1,385.0	14.5	159.9	673.7 <sup>1</sup>	-			-
V, 308-13	7/7/1447	4/7/1448	1,530.0	6.1	181.4	680.1	-			-
V, 343-8	11/9/1448	18/7/1449	1,595.5	0	257.1	593.3	-			-
V, 380-8	18/7/1449	21/7/1450	895.9	0	158.2	1,131.8	-			-
V, 434-9	21/7/1450	27/7/1451	829.5	18.5	113.1	1,894.7 <sup>2</sup>	-			-
V, 496-503	27/7/1451	7/12/1452	1,167.4	0	124.9	849.6	-	27/7/1451	7/12/1452	2,310.9
V, 550-3	7/12/1452	15/6/1453	304.3	0	67.2	404.1	-	7/12/1452	15/6/1453	914
V, 609-18	15/6/1453	1/7/1454	514.2	47.1	146.9	2,286.75 <sup>3</sup>	-	6/6/1453	6/7/1454	1,990
VI, 1-8	1/7/1454	7/7/1455	645.5	21.1	88.4	1,673.3	-	6/6/1454	23/7/1455	1,512.5
VI, 113-22	7/7/1455	13/9/1456	1,173.2	8.7	65.3	1,145.7	-	23/7/1455	12/10/1456	1,837
VI, 296-9	13/9/1456	4/7/1457	170.2	0	50.6	519.5	-	12/10/1456	4/7/1457	799
VI, 382-7	4/7/1457	19/6/1458	659.1	0	75.4	568.7	-	4/7/1457	20/6/1458	1,266
VI, 495-500	19/6/1458	17/7/1459	812.4	12.8	64.2	322.5	-	20/6/1458	17/7/1459	948.5
VI, 580-4	17/7/1459	19/6/1460	1,036.5	0	75.3	606	-	17/7/1459	23/6/1460	760
VII, 32-6	19/6/1460	20/3/1461	908.8	0	33.3	176	-	23/6/1460	21/3/1461	990
VII, 144-51; 212-3	20/3/1461	27/7/1462	1,351.7	0	131.1	992.4	-	21/3/1461	5/11/1461	1,463
VII, 211-2	27/7/1462	27/7/1463	1,317.5	0	52.7	610.5	-	20/9/1462	20/9/1463	- <sup>4</sup>
VII, 283-6; 297-8	27/7/1463	12/6/1464	1,226.1	0	102.0	273.5	-	20/9/1463	20/9/1464	- <sup>4</sup>
VII, 362-4; 502-4	12/6/1464	12/6/1465	1,085.0	0	77.2	439.4	-	25/10/1464	Ca. 1465	- <sup>4</sup>
VII, 422-5; 502-4	12/6/1465	16/6/1466	904.8	0	68.9	859	-	Ca. 1465	31/8/1466	- <sup>4</sup>
VII, 500-4	16/6/1466	1/6/1467	1,217.3	0	49.4	251	-	31/8/1466	3/6/1467	1,831
VII, 588-92	1/6/1467	26/7/1468	1,424.9	0	71.5	197.4	- <sup>5</sup>	3/6/1467	26/7/1468	2,191
VII, 663-4	26/7/1468	31/7/1469	1,128.8	0	78.8	326.4	(14.16) <sup>6</sup>			-

<sup>1</sup> Not including 18 dakers of hides customed at Liniithgow (see in the 1448 account).

<sup>2</sup> Not including 5 dakers of hides, since Adam Cant, John Farnelee, and Nicholas Waktok, claimed on oath they did not have any hides on the ship.

<sup>3</sup> Not including 12.8 dakers of hides customed at Inverkeithing, 8.5 dakers customed at Stirling, and a 114.95 dakers customed at other burghs.

<sup>4</sup> Cloth, salt, fish, and malt imports leased for ca. £133 6s. 8d. per year.

<sup>5</sup> The customers are commanded to levy customs on scaldings, shorlings, futefells and lambskins exported by foreigners to the burgh.

<sup>6</sup> Levied on strangers to the burgh.



### A1-15: Edinburgh (Wool, Hides, Fells, and Cloth)

Reference	Start Date	End Date	Wool (sack)	Eng. Wool (sack)	Woolfells (sack)	Hides (daker)	Misc. Fells (sack)	Start Date Cloth if diff.	End Date Cloth if diff.	Cloth (dozen)
VIII, 119-22; 135-8	3/9/1470	1/6/1471	781.8	0	42.2	279.4	(0)	18/11/1470	13/7/1471	-
VIII, 188-91	26/6/1472	1/3/1473	659.1	0	36.4	144.5	(2.50) <sup>2</sup>			-
VIII, 191-2; 198-9	1/3/1473	1/7/1473	350.2	0	51.3	395.1	(2.88) <sup>2</sup>	26/6/1472	1/7/1473	2,708
VIII, 252-5	1/7/1473	1/7/1474	1,124.5	0	106.3	752	(26.77) <sup>2</sup>	1/7/1473	20/7/1474	3,011
VIII, 311-3; 315-6	1/7/1474	22/6/1475	1,151.9	0	76.1	1,074.7	(11.81) <sup>2</sup>	22/7/1474	14/7/1475	3,162
VIII, 389-91	22/6/1475	30/7/1476	1,068.9	0	150.8	1,720.9	(7.75) <sup>2</sup>	14/7/1475	5/8/1476	3,397
VIII, 464-6	30/7/1476	11/8/1477	995.3	0	145.3	1,275.1 <sup>3</sup>	(16.94) <sup>2</sup>	5/8/1476	9/8/1477	3,422.5
VIII, 544-8	11/8/1477	29/7/1478	529.5	0	134.7	1,175	(10.06)	9/8/1477	5/8/1478	3,045.5
VIII, 628-31	29/7/1478	23/7/1479	911.3	0	147.5	1,500.4	(10.38) <sup>2</sup>	5/8/1478	30/7/1479	2,786
IX, 68-9; 78-81	23/7/1479	3/8/1480	1,091.3	0	121.3	966.4	(24.56)	30/6/1479	3/8/1480	2,783
IX, 153-6; 202	3/8/1480	28/7/1481	681.5	0	76.5	650.6	(17.94)	3/8/1480	28/7/1481	3,985.5
IX, 201-2; 289-90	28/7/1481	1/8/1482	747.8	0	190.0	1,712	(20.75)	28/7/1481	1/8/1482	2,008
IX, 213-22; 289-90	18/8/1482	12/9/1482	414.3 <sup>4</sup>	0	0	193.5 <sup>5</sup>	(0)	18/8/1482	12/9/1482	1,084
IX, 213-23	12/9/1482	20/3/1483	0	0	61.3	381	(4.94)	12/9/1482	20/3/1483	826
IX, 213-24; 227	20/3/1483	23/7/1483	521.8 <sup>6</sup>	0	92.3	223	(4.81)	18/3/1483	2/8/1483	1,180
IX, 285-8	23/7/1483	6/7/1484	729.8	0	150.5	615.5	(10.63)	2/8/1483	6/8/1484	1,118
IX, 343-5; 447-9	6/7/1484	5/8/1485	599.2	0	111.0	812.5	(17.19) <sup>2</sup>			891
IX, 447-51	5/8/1485	9/8/1486	652.6	0	96.3	340.5	(21.19)			1,233
IX, 545-8	9/8/1486	8/8/1487	681.6	0	154.3	601.9 <sup>7</sup>	(10.69)			1,611
X, 59-62	8/8/1487	11/3/1488	628.1	0	104.0	358.5	(11.25)			1,094
X, 57-9	11/3/1488	3/5/1488	0	0	55.0	0	(7.25)			0
X, 57-9	3/5/1488	19/8/1488	273.3	0	0	850	(0)			942
X, 139-45	19/8/1488	15/7/1489	625.7	0	91.8	809	(6.00) <sup>2</sup>			2,717
X, 228-32	15/7/1489	1/7/1490	816.7	0	168.0	1,143	(35.31) <sup>2</sup>			3,252

<sup>1</sup> Cloth and salt leased for £80 per year.

<sup>2</sup> Levied on strangers to the burgh.

<sup>3</sup> Not including 20 dakers of hides overcharged (which sum allocated in 1478 account).

<sup>4</sup> To 22/8/1482.

<sup>5</sup> From 21/8/1482.

<sup>6</sup> From 22/8/1482.

<sup>7</sup> Including 231 dakers of hides which were free from customs.

**A1-15: Edinburgh (Fish, Minerals, Tallow, Victual, and Miscellaneous Manufactures)**

<i>Start Date</i>	<i>End Date</i>	<i>Salmon</i> <i>(barrel)</i>	<i>Herring</i> <i>(barrel)</i>	<i>Cod</i> <i>(no.)</i>	<i>Oil</i> <i>(barrel)</i>	<i>Salt</i> <i>(chr.)</i>	<i>Coal</i> <i>(chr.)</i>	<i>Tallow</i> <i>(barrel)</i>	<i>Barley</i> <i>(chr.)</i>	<i>Wheat</i> <i>(chr.)</i>	<i>Malt</i> <i>(chr.)</i>	<i>Oats</i> <i>(chr.)</i>	<i>Meat</i> <i>(barrel)</i>	<i>Misc. Manu.</i> <i>(d.)</i>	<i>Misc.</i> <i>(d.)</i>	
Ca. 1470	14/7/1471	-	-	-	-	<sup>2</sup>	-	-	-	-	-	-	-	-	-	-
26/6/1472	28/7/1473	131	76	7,140	22	24 <sup>3</sup>	-	-	-	-	-	-	-	-	-	-
28/7/1473	23/7/1474	107	225	1,020	103	121 <sup>4</sup>	-	-	-	-	-	-	-	-	-	-
23/7/1474	6/8/1475	49	800	2,700	89	0 <sup>5</sup>	-	-	-	-	-	-	-	-	-	-
6/8/1475	31/7/1476	79	1,088	3,780	55	40 <sup>6</sup>	-	-	-	-	-	-	-	-	-	-
31/7/1476	30/7/1477	66	766	10,020	12	0	-	-	-	-	-	-	-	-	-	-
30/7/1477	6/7/1478	0	1,123	6,240	0	0	-	-	-	-	-	-	-	-	-	-
6/7/1478	23/7/1479	0	972	3,720	50	0	-	38.5	-	-	-	-	0	-	-	0
23/7/1479	28/6/1480	0	410	24,540	0	0	-	47	-	-	-	-	0	-	-	0
28/6/1480	31/7/1481	3	18	6,300	0	0	-	0	-	-	-	-	0	-	-	0
31/7/1481	1483	34	85	2,760	0	0	-	57	-	-	-	-	0	-	-	0
1483	10/7/1484	16	454	240	12	0	-	6	-	-	-	-	0	-	-	0
10/7/1484	Ca. 1585	10	22	1,680	5	0	-	0	-	-	-	-	0	-	-	0
Ca. 1585	12/8/1486	9	232.5	20,540	6	0	-	10	-	-	-	-	0	-	-	0
12/8/1486	13/8/1487	34	451	10,440	0	80 <sup>7</sup>	-	0	-	-	-	-	0	-	-	0
13/8/1487	22/10/1488	53	1,319	5,640	-	0	-	28	-	-	-	-	0	-	-	0
22/10/1488	17/7/1489	6	578	2,940	7	0	-	3	-	-	-	-	0	-	-	0
17/7/1489	5/7/1490	11	485	2,400	12	155	104	9	-	-	-	-	0	-	-	0

<sup>1</sup> 5,366d. custom for goods (i.e. presumably fish).

<sup>2</sup> 18/11/1470-13/7/1471. Cloth and salt customs leased for £80 per year.

<sup>3</sup> 26/6/1472-1/7/1473.

<sup>4</sup> 1/7/1473-20/7/1474.

<sup>5</sup> 22/7/1474-14/7/1475.

<sup>6</sup> 14/7/1475-5/8/1476.

<sup>7</sup> 9/8/1486-8/8/1487.

<sup>8</sup> 2,964d. custom oil, tar and "mellis".

**A1-15: Edinburgh (Re-exports)**

<i>Start Date</i>	<i>End Date</i>	<i>Timber (d.)</i>	<i>Timber by-prod. (d.)</i>	<i>Baltic Wares (d.)</i>	<i>Wine (d.)</i>	<i>Great Salt (d.)</i>	<i>Victual &amp; Beer (d.)</i>	<i>Grocery &amp; Dyes (d.)</i>	<i>Textiles &amp; Manu. (d.)</i>	<i>Metals (d.)</i>	<i>Total (d.)</i>
Ca. 1470	14/7/1471	0	0	0	0	0	0	0	0	0	0
-	-	-	-	-	-	-	-	-	-	-	-
26/6/1472	28/7/1473	0	0	0	0	0	0	0	0	0	0
28/7/1473	23/7/1474	0	0	0	0	0	0	0	0	0	0
23/7/1474	6/8/1475	0	432	0	0	0	0	0	0	0	432
6/8/1475	31/7/1476	0	0	0	0	0	0	0	0	0	0
31/7/1476	30/7/1477	0	0	0	0	0	0	0	0	0	0
30/7/1477	6/7/1478	0	0	0	0	0	0	0	0	0	0
6/7/1478	23/7/1479	0	0	0	0	0	0	0	0	0	0
23/7/1479	28/6/1480	0	0	0	0	0	0	0	0	0	0
28/6/1480	31/7/1481	0	0	0	0	0	0	0	0	0	0
31/7/1481	1483	0	0	0	0	0	0	0	0	0	0
1483	10/7/1484	0	0	0	0	0	0	0	0	0	0
10/7/1484	Ca. 1485	0	0	0	0	0	0	0	0	0	0
Ca. 1485	12/8/1486	0	0	0	0	0	0	0	0	0	0
12/8/1486	13/8/1487	0	0	0	0	0	0	0	0	0	0
13/8/1487	22/10/1488	0	- <sup>1</sup>	0	0	0	0	0	0	0	-
22/10/1488	17/7/1489	120 <sup>2</sup>	0	0	0	0	0	0	0	0	120
17/7/1489	5/7/1490	0	0	0	0	0	0	0	0	0	0

<sup>1</sup> 2,964d. custom of oil, tar, and "mellis" exported.

<sup>2</sup> These could be English imports.

### A1-15: Edinburgh (Wool, Hides, Fells, and Cloth)

Reference	Start Date	End Date	Wool (sack)	Eng. Wool (sack)	Woolfells (sack)	Hides (daker)	Misc. Fells (sack)	Start Date Cloth if diff.	End Date Cloth if diff.	Cloth (dozen)
X, 296-8	3/7/1490	30/6/1491	618.9	0	111.5	1,240 <sup>1</sup>	(13.50) <sup>2</sup>			3,058
X, 355-7	30/6/1491	16/3/1492	679.1	0	105.3	1,452	(7.00) <sup>2</sup>			3,133
X, 357-9	16/3/1492	18/7/1492	73.8	0	36.8	453.5	(13.13)			2,072
X, 387-9	18/7/1492	11/9/1493	990.8	0	81.2	1,790.5	(13.06) <sup>2</sup>			4,560
X, 459-61	11/9/1493	26/6/1494	429.4	0	102.6	1,269.5	(18.63) <sup>2</sup>			3,270
X, 462-4	26/6/1494	17/12/1494	627.4	0	39.5	89.5	(8.69)			1,793
X, 533-5	17/12/1494	27/8/1495	353.8	0	110.0	906.5	(21.22)			2,821
X, 612-5	27/8/1495	3/8/1496	969.8	0	111.8	1,467.5	(31.00)			4,768
XI, 53-4	3/8/1496	8/2/1497	343.0	0	50.8	695	(7.00)			1,679
XI, 54-5	8/2/1497	16/9/1497	280.3	0	83.3	869	(14.50)			1,389
XI, 121-4	16/9/1497	30/6/1498	817.3	0	230.5	2,368.5	(34.88)			5,913
XI, 228-9	30/6/1498	16/10/1498	477.2	0	41.6	414.5	(18.88) <sup>2</sup>			1,933
XI, 230	16/10/1498	6/11/1498	40.4	0	1.3	17	(0)			443
XI, 230-5	6/11/1498	5/3/1499	566.5	0	141.8	2,003.2	(20.72)			4,469
XI, 273-7	5/3/1499	17/12/1500	1,065.8	0	101.3	679.5	(19.59)			3,896
XI, 375-8	17/12/1500	16/8/1501	745.9	0	133.9	696	(30.13)			3,221
XII, 89-93	16/8/1501	18/8/1502	948.4	0	124.0	701.05	(17.88)			3,888
XII, 162-5	18/8/1502	5/9/1503	1,199.0	0	151.0	1,120	(13.75)			4,225
XII, 261-4	5/9/1503	22/6/1504	646.9	0	81.8	1,441	(4.50)			2,604
XII, 371-5	22/6/1504	15/7/1505	874.1	0	107.7	1,012.5	(21.63)			2,594
XII, 463-8	15/7/1505	3/7/1506	963.7	0	110.8	904.5	(14.31)			3,137
XII, 593-6	3/7/1506	27/7/1507	955.1	0	128.0	1,083	(16.94)			3,431
XIII, 94-101	27/7/1507	27/7/1508	859.3	0	134.8	1,453.7	(21.06)			4,360
XIII, 229-33	27/7/1508	27/6/1509	906.1	0	124.0	1,568.5	(16.38)			4,195
XIII, 364-6	27/6/1509	1/2/1510	692.6	0	36.5	902	(1.00)			1,048
XIII, 366-8	1/2/1510	12/8/1510	485.0	0	169.6	784.2	(0.63)			3,475
XIII, 390-3	12/8/1510	21/8/1511	1,018.9	0	157.2	2009	(11.03)			4,303
XIII, 482-5	21/8/1511	3/1/1512	329.5	0	27.0	328	(0)			1,054
XIII, 485-8	3/1/1512	24/7/1512	418.1	0	106.8	1,703	(11.00)			2,435

<sup>1</sup> Not including 20 dakers of hides customed at Perth.

<sup>2</sup> Levied on strangers to the burgh.

**A1-15: Edinburgh (Fish, Minerals, Tallow, Victual, and Miscellaneous Manufactures)**

<i>Start Date</i>	<i>End Date</i>	<i>Salmon</i> (barrel)	<i>Herring</i> (barrel)	<i>Cod</i> (no.)	<i>Oil</i> (barrel)	<i>Salt</i> (chr.)	<i>Coal</i> (chr.)	<i>Tallow</i> (barrel)	<i>Barley</i> (chr.)	<i>Wheat</i> (chr.)	<i>Malt</i> (chr.)	<i>Oats</i> (chr.)	<i>Meat</i> (barrel)	<i>Misc.</i> <i>Manu. (d.)</i>	<i>Misc.</i> <i>(d.)</i>
5/7/1490	30/6/1491	39	570	7,740	15	0	43	9	-	-	-	-	0	-	0
30/6/1491	13/8/1492 <sup>1</sup>	2 <sup>2</sup>	3	11,760	0	0	0	0	-	-	-	-	0	-	0
18/7/1492	11/9/1493	198.5	1,070	12,900	41	0	17	8	-	-	-	-	0	-	0
11/9/1493	26/6/1494	61.5	561	9,180	0	0	0	3	-	-	-	-	0	-	0
26/6/1494	17/12/1494	3	461	3,420	0	0	0	0	-	-	-	-	0	-	0
17/12/1494	27/8/1495	2	687.5	5,040	0	0	0	0	-	-	-	-	0	-	0
27/8/1495	3/8/1496	110 <sup>3</sup>	388.5	19,560	0	36	0	0	-	-	-	-	0	-	0
3/8/1496	8/2/1497	44	122.5	11,460	0	0	0	0	-	-	-	-	0	-	0
8/2/1497	16/9/1497	5	15	2,820	0	0	6	0	-	-	-	-	0	-	0
16/9/1497	30/6/1498	19.5	435	12,840	0	26.5	33.5	3	0	0	0	0	0	-	0
30/6/1498	16/10/1498	0	47	0	0	0	0	0	0	0	0	0	0	-	0
16/10/1498	6/11/1498	0	72	240	0	0	6.5	0	0	0	0	0	0	-	0
6/11/1498	5/3/1499	79	2,497.5	7,800	10	6	33	1	0	0	0	0	0	-	0
5/3/1499	17/12/1500	0	0	2,460	0	52.5	34	0	0	0	0	0	0	-	0
17/12/1500	16/8/1501	39.5	237	4,320	0	18	16	0	0	0	0	0	0	-	0
16/8/1501	18/8/1502	27	67	2,580	0	0	0	0	0	0	0	0	0	-	0
18/8/1502	5/9/1503	126	159	4,020	0	0	0	0	0	0	0	0	0	-	0
5/9/1503	22/6/1504	98	867	6,120	0	0	15	40	0	0	0	0	63	-	0
22/6/1504	15/7/1505	70.5	171	3,000	1	50.5	34	139	0	0	0	0	29	-	0
15/7/1505	3/7/1506	246.5	212	6,840	6	32	0	104.5	5 <sup>4</sup>	0	0	0	10	-	0
3/7/1506	27/7/1507	26.5	0	0	0	33	10	63	0	0	0	0	6.5	-	0
27/7/1507	27/7/1508	41	190	1,080	4	6	4	161	0	0	0	0	24	-	0
27/7/1508	27/6/1509	232	253 <sup>5</sup>	5,760	12	22	30	77	0	0	0	0	12	-	0
27/6/1509	1/2/1510	4	302	3,840	0	0	0	120	0	0	0	0	0	-	0
1/2/1510	12/8/1510	3	55	4,020	40	13	10	25.5	0	0	0	0	1	-	0
12/8/1510	21/8/1511	21	649	7,500	12.5	0	0	211.5	0	0	0	0	26	-	120
21/8/1511	3/1/1512	68.5	0	0	20	0	0	6	0	0	0	0	0	-	0
3/1/1512	24/7/1512	38	330	6,480	18	6	14	6.5	0	0	0	0	24	-	0

<sup>1</sup> In addition customs of 21,228d. for salmon, cod, herring, pitch, coal, and English imports for first period of the account.

<sup>2</sup> Not including 12 barrels of salmon customed at Banff.

<sup>3</sup> Not including 12 barrels customed at Banff.

<sup>4</sup> Barley export customs of 480d.; possibly for ca. 5 chalders (assuming 1554 custom duty).

<sup>5</sup> In addition there were customs of 3,480d. for 204 barrels of stockfish.



**A1-15: Edinburgh (Re-exports)**

<b>Start Date</b>	<b>End Date</b>	<b>Timber (d.)</b>	<b>Timber by- prod. (d.)</b>	<b>Baltic Wares (d.)</b>	<b>Wine (d.)</b>	<b>Great Salt (d.)</b>	<b>Victual &amp; Beer (d.)</b>	<b>Grocery &amp; Dyes (d.)</b>	<b>Textiles &amp; Manu. (d.)</b>	<b>Metals (d.)</b>	<b>Total (d.)</b>
5/7/1490	30/6/1491	0	720 <sup>1</sup>	0	144 <sup>1</sup>	0	0	0	0	0	864
30/6/1491	13/8/1492	0	408	0	0	0	0	0	0	0	408
18/7/1492	11/9/1493	0	0	0	0	0	0	0	0	0	0
11/9/1493	26/6/1494	120	72	0	0	0	0	0	0	0	192
26/6/1494	17/12/1494	0	0	0	0	0	0	0	0	0	0
17/12/1494	27/8/1495	0	0	0	0	0	0	0	0	0	0
27/8/1495	3/8/1496	0	0	0	0	0	0	0	0	0	0
3/8/1496	8/2/1497	0	0	0	0	0	0	0	0	0	0
8/2/1497	16/9/1497	0	0	0	0	0	0	0	0	0	0
16/9/1497	30/6/1498	0	144	0	0	0	0	0	0	0	144
30/6/1498	16/10/1498	0	0	0	0	0	0	0	0	0	0
16/10/1498	6/11/1498	0	0	0	0	0	0	0	0	0	0
6/11/1498	5/3/1499	120	444	0	0	0	0	0	0	0	564
5/3/1499	17/12/1500	0	240	0	0	0	0	0	0	0	240
17/12/1500	16/8/1501	0	48	0	0	0	0	0	0	0	48
16/8/1501	18/8/1502	0	0	0	0	0	0	0	0	0	0
18/8/1502	5/9/1503	0	0	0	0	0	0	0	0	0	0
5/9/1503	22/6/1504	0	0	0	0	0	0	0	0	0	0
22/6/1504	15/7/1505	0	192 <sup>1</sup>	0	0	0	0	2,136 <sup>1</sup>	0	0	2,328
15/7/1505	3/7/1506	0	0	0	0	0	0	0	2,400	0	2,400
3/7/1506	27/7/1507	0	0	0	0	0	0	0	0	0	0
27/7/1507	27/7/1508	0	0	0	0	0	0	0	0	0	0
27/7/1508	27/6/1509	0	0	0	0	0	0	0	0	0	0
27/6/1509	1/2/1510	0	0	0	0	0	0	0	0	0	0
1/2/1510	12/8/1510	0	0	0	0	0	0	0	0	0	0
12/8/1510	21/8/1511	0	1,104	0	0	0	0	0	0	0	1,104
21/8/1511	3/1/1512	0	0	0	0	0	0	0	0	0	0
3/1/1512	24/7/1512	0	0	0	0	0	0	0	0	0	0

<sup>1</sup> These could be English imports.

**A1-15: Edinburgh (Wool, Hides, Fells, and Cloth)**

<i>Reference</i>	<i>Start Date</i>	<i>End Date</i>	<i>Wool (sack)</i>	<i>Eng. Wool (sack)</i>	<i>Woolfells (sack)</i>	<i>Hides (daker)</i>	<i>Misc. Fells (sack)</i>	<i>Start Date Cloth if diff.</i>	<i>End Date Cloth if diff.</i>	<i>Cloth (dozen)</i>
XIII, 574-7	24/7/1512	3/8/1513	390.9	0	38.5	955.9	(12.88)			3,173
XIV, 52-7	3/8/1513	28/7/1514	409.6	0	85.6	873.5	(6.00)			1,836
XIV, 102-8	28/7/1514	20/9/1515	1,287.1	0	241.7	1,959.5	(15.13)			3,765
XIV, 199-205	25/9/1515	15/9/1516	664.1	0	179.9	1,430.5	(5.06)			3,312
XIV, 267-8	15/9/1516	21/10/1516	111.0	0	12.7	173.5	(1.19)			813
XIV, 268-70	21/10/1516	22/8/1517	705.0	0	187.2	1,127.2	(1.68)			4,679
XIV, 334-5	22/8/1517	21/8/1518	782.0	0	254.5	1,258.5	(3.26)			5,785
XIV, 442-4	21/8/1518	1519	1,038.8	0	320.3	1,718	(4.03)			9,805
XIV, 442-4	1519	1520 <sup>1</sup>	-	-	-	-	-			-
XIV, 442-4	1520	21/7/1521 <sup>2</sup>	-	-	-	-	-			-
XIV, 442-4	21/7/1521	22/5/1522 <sup>3</sup>	-	-	-	-	-			-
XV, 51-4	22/5/1522	7/3/1524	333.8	0	35.9	2,411.5	-			5,226
XV, 184-5	7/3/1524	7/8/1525	443.9	0	198.0	1,624	(3.63)			7,679
XV, 270-3	7/8/1525	3/8/1526	980.3	0	259.3	1,484	(0.69)			6,796
XV, 362-5	3/8/1526	12/8/1527	856.6	0	338.3	1,781.5	(11.50)			8,369
XV, 438-40	12/8/1527	13/7/1528	690.3	0	238.0	1,611	(1.31)			7,328
XV, 514-20; E:71/30/2	12/7/1528	19/11/1528	557.2 <sup>4</sup>	0	87.3	711	(2.59)			2,780
XV, 514-20; E:71/30/3	19/11/1528	8/3/1529	Note 4	0	68.6	570.5	(0)			913
XV, 514-20	9/3/1529	14/8/1529	176.1	0	113.6	575.5	(1.78)			2,889
XVI, 33-6	14/8/1529	15/7/1530	624.7	0	229.2	1,580	(2.06)			5,078
XVI, 64-7	15/7/1530	28/8/1531	853.3	0	200.4	1,466.5	(7.13)			5,307
XVI, 152	28/8/1531	31/7/1532	711.7	0	178.5	1,987.5	(5.19)			5,692
XVI, 229-30	31/7/1532	31/8/1533	706.9	0	151.4	1,663	(0.72)			5,785
XVI, 360-2	31/8/1533	11/8/1534	983.7	0	239.1	2,720.5	(2.59)			6,428
XVI, 374-5	11/8/1534	11/8/1535	1,199.1	0	214.7	2,339	(0.50)			7,508
XVII, 48-9	21/8/1536	25/8/1537	1,335.2	0	312.8	2,745	(3.69)			8,754
XVII, 60-1	25/8/1537	9/8/1538	1,374.7	0	338.0	2910.5	(5.13)			9,597

<sup>1</sup> No individual goods listed; total customs were £2,701 5s. 10d.

<sup>2</sup> No individual goods listed; total customs were £2,041 13s. 6d.

<sup>3</sup> No individual goods listed; total customs £363 3s. 10d.

<sup>4</sup> Wool customs 12/7/1528-8/3/1529.

**A1-15: Edinburgh (Fish, Minerals, Tallow, Victual, and Miscellaneous Manufactures)**

<i>Start Date</i>	<i>End Date</i>	<i>Salmon</i> <i>(barrel)</i>	<i>Herring</i> <i>(barrel)</i>	<i>Cod</i> <i>(no.)</i>	<i>Oil</i> <i>(barrel)</i>	<i>Salt</i> <i>(chr.)</i>	<i>Coal</i> <i>(chr.)</i>	<i>Tallow</i> <i>(barrel)</i>	<i>Barley</i> <i>(chr.)</i>	<i>Wheat</i> <i>(chr.)</i>	<i>Malt</i> <i>(chr.)</i>	<i>Oats</i> <i>(chr.)</i>	<i>Meat</i> <i>(barrel)</i>	<i>Misc.</i> <i>Manu. (d.)</i>	<i>Misc.</i> <i>(d.)</i>
24/7/1512	3/8/1513	235	420	2,940	0	20	0	22.5	0	0	0	0	15	-	0
3/8/1513	28/7/1514	178	0	2,880	13	0	0	7.5	0	0	0	0	0	-	0
28/7/1514	20/9/1515	147	0	15,240	0	0	4	65.5	0	0	0	0	0	-	0
25/9/1515	15/9/1516	74	7	2,040	0	0	14	62.5	0	0	0	0	1	-	0
15/9/1516	21/10/1516	18	0	0	0	2.5	0	2	0	0	0	0	0	-	0
21/10/1516	22/8/1517	126	65	240	0	25	24	25	0	0	0	0	7	-	0
22/8/1517	21/8/1518	96	120	4,500	0	23.5	26	0	0	0	0	0	2	-	0
21/8/1518	1519	186.5	41	420	61	73.5	261	0	0	0	0	0	0	-	0
1519	1520	-	-	-	-	-	-	-	-	-	-	-	-	-	-
1520	21/7/1521	-	-	-	-	-	-	-	-	-	-	-	-	-	-
21/7/1521	22/5/1522	-	-	-	-	-	-	-	-	-	-	-	-	-	-
22/5/1522	7/3/1524	194.5	384 <sup>1</sup>	40,080	12	27.5	6	0	0	0	0	0	0	-	0
7/3/1524	7/8/1525	204	304	52,920	17	55	24	0	0	0	0	0	0	-	0
7/8/1525	3/8/1526	155	94	5,400	18	0	24	0	0	0	0	0	0	-	0
3/8/1526	12/8/1527	32	341	240	6	56	92	0	0	0	0	0	0	-	0
12/8/1527	13/7/1528	39	374	2,880	0	146.5	123	0	0	0	0	0	0	-	0
12/7/1528	19/11/1528	8	24	2,160	0	58	18	4	0	0	0	0	0	-	0
19/11/1528	8/3/1529	92	176	120	0	0	3	0	0	0	0	0	0	-	0
9/3/1529	14/8/1529	33	65	2,100	0	126	6.5	38	0	0	0	0	0	-	0
14/8/1529	15/7/1530	119	244.5	1,620	42.5	203.5	32.5	0	0	0	0	0	10	-	0
15/7/1530	28/8/1531	25	205	2,100	26	85.5	51	0	0	0	0	0	15	-	0
28/8/1531	31/7/1532	45	269	3,000	4	210	67	0	0	0	0	0	2	-	0
31/7/1532	31/8/1533	74.5	271	2,340	0	264.5	99	0	0	0	0	0	0	-	0
31/8/1533	11/8/1534	29.5	408	5,820	42	288	94	0	0	0	0	0	14	-	0
11/8/1534	11/8/1535	60	704	11,580	41	149.5	167	0	0	0	0	0	16	-	0
21/8/1536	25/8/1537	197	487	5,040	45	269	53	38	0	0	0	0	12	-	0
25/8/1537	9/8/1538	82	258	7,080	12.5	200	123	18	0	0	0	0	0	-	0

<sup>1</sup> In addition there were customs of 864d. for 72 barrels of stockfish.

### A1-15: Edinburgh (Re-exports)

Start Date	End Date	Timber (d.)	Timber by-prod. (d.)	Baltic Wares (d.)	Wine (d.)	Great Salt (d.)	Victual & Beer (d.)	Grocery & Dyes (d.)	Textiles & Manu. (d.)	Metals (d.)	Total (d.)
24/7/1512	3/8/1513	0	0	0	0	0	0	0	0	0	0
3/8/1513	28/7/1514	0	0	0	0	0	0	0	0	0	0
28/7/1514	20/9/1515	0	600	0	0	0	0	0	0	660	1,260
25/9/1515	15/9/1516	0	0	0	0	0	0	0	0	0	0
15/9/1516	21/10/1516	0	0	0	0	0	0	0	0	0	0
21/10/1516	22/8/1517	0	0	0	72	0	0	0	0	0	72
22/8/1517	21/8/1518	0	0	0	0	0	0	0	0	0	0
21/8/1518	1519	0	204	0	0	0	0	0	0	0	204
1519	1520	-	-	-	-	-	-	-	-	-	-
1520	21/7/1521	-	-	-	-	-	-	-	-	-	-
21/7/1521	22/5/1522	-	-	-	-	-	-	-	-	-	-
22/5/1522	7/3/1524	0	1,728	0	0	0	0	0	0	0	1,728
7/3/1524	7/8/1525	0	4,776	0	0	0	0	0	0	0	4,776
7/8/1525	3/8/1526	0	3,876	0	228	0	0	0	0	0	4,104
3/8/1526	12/8/1527	0	720	0	0	0	0	0	0	0	720
12/8/1527	13/7/1528	0	228	0	2,880	0	0	24	0	72 <sup>1</sup>	3,204 <sup>1</sup>
12/7/1528	19/11/1528	0	1,200	0	48	0	0	0	0	0	1,248
19/11/1528	8/3/1529	0	888	0	0	0	0	0	0	0	888
9/3/1529	14/8/1529	0	0	0	324	0	0	0	48	0	372
14/8/1529	15/7/1530	0	828	252	216	0	0	0	60	0	1,356
15/7/1530	28/8/1531	0	204	0	240	0	0	0	324	9,600 <sup>1</sup>	10,368 <sup>1</sup>
28/8/1531	31/7/1532	0	72	0	1,128	0	0	0	0	0	1,200
31/7/1532	31/8/1533	0	2,988	0	2,634	0	0	0	540	0	6,162
31/8/1533	11/8/1534	0	1,188	0	2,106	0	192	120	1,764	0	5,370
11/8/1534	11/8/1535	0	2,724	0	588	0	0	0	792	0	4,104
21/8/1536	25/8/1537	0	4,332	96	0	0	0	0	0	0	4,428
25/8/1537	9/8/1538	0	3,522	240	564	0	0	0	1,332	0	5,658

<sup>1</sup> These metal customs were for lead; it may have been for native "fertile" lead exports.

### A1-15: Edinburgh (Wool, Hides, Fells, and Cloth)

Reference	Start Date	End Date	Wool (sack)	Eng. Wool (sack)	Woolfells (sack)	Hides (daker)	Misc. Fells (sack)	Start Date Cloth if diff.	End Date Cloth if diff.	Cloth (dozen)
XVII, 184; E.71/30/4	8/8/1538	19/9/1538	656.3 <sup>1</sup>	0	50.4	246.5	(0.50)			2,342
XVII, 184; E.71/30/5	19/9/1538	9/8/1539	945.0	0	394.0	2,159.3	(8.81)			8,286
XVII, 304-5	9/8/1539	9/8/1540	1,231.2	0	244.7	1,799.5	(4.31)			9,952
XVII, 394	9/8/1540	25/8/1541	1,082.5	0	341.8	2,081	(5.60)			9,998
XVII, 463-4	25/8/1541	12/8/1542 <sup>2</sup>	1,127.3	0	305.2	2,704.5	(6.06)			11,322
XVIII, 49-50	12/8/1542	7/8/1543	229.3	0	73.2	1,586	(3.44)			4,636
XVIII, 89-92	7/8/1543	9/9/1546	1,273.5	0	379.3	5,441	(2.75)			10,024
XVIII, 119-20	9/9/1546	20/8/1550	1,518.7	0	614.0	3,334	(16.81)			6,923
XVIII, 147-8	20/8/1550	17/9/1551	676.7	0	190.2	1,968	(8.88)			3,045
XVIII, 176-7	17/9/1551	9/10/1552	439.6	0	190.8	1,868.5	(4.00)			3,420
XVIII, 198-9	9/10/1552	6/10/1553	454.1	0	217.8	1,687	(9.11)			4,149
XVIII, 225-6	6/10/1553	10/4/1554	282.6	0	187.4	1,733	(0)			2,432
XVIII, 258-60	10/4/1554	4/6/1554	10.3	0	36.3	331	(1.13)			960
XVIII, 258-60	4/6/1554	27/9/1554	340.3	0	81.8	450	(5.38)			1,561
XVIII, 285-6	27/9/1554	10/9/1555	443.8	0	295.4	2,298.5	(11.56)			5,309
XVIII, 336-7	10/9/1555	2/9/1556	780.1	0	331.4	3,264.5	(12.72)			6,197
XIX, 5-6	2/9/1556	2/9/1557	174.8	0	246.1	2,315	(10.75)			4,222
XIX, 37	2/9/1557	3/10/1558	454.8	0	284.7	1,750	(5.75)			4,080
XIX, 84	3/10/1558	28/9/1559	822.0	0	462.1	1,908.5	(11.63)			5,620
XIX, 114	28/9/1559	31/1/1561	682.4	0	490.5	2,143	(8.28)			6,669
XIX, 173-4	31/1/1561	3/11/1561	366.9	0	368.0	2,016	(11.00)			5,212
XIX, 196-7	3/11/1561	3/2/1563	199.6	0	300.2	2,271.5	(13.03)			5,137
XIX, 294-5	3/2/1563	28/3/1565	638.6	0	695.1	1,649.5	(25.94)			12,312
XIX, 295-6	28/3/1565	20/11/1565	279.2	0	241.2	1,086.5	(7.19)			2,985
E.71/30/15; 31/17	20/11/1565	27/4/1566	45.3	0	154.1	1,015	(2.19)			995
E.71/30/15-16	21/4/1566	1/2/1567	<sup>3</sup>	0	156.8	1,146.5	(7.66)			3,083
XX, 98	14/8/1567	15/8/1572	762.4	0	1,795.1	1,3044.5	(72.76)			23,488
XX, 150	15/8/1573	15/12/1573	33.0	0	110.9	651.5	(0)			3,181

<sup>1</sup> E.71/31/3.

<sup>2</sup> Included in the goods listed were unspecified goods customed at Stirling (£5 10s. 8d.) and Haddington (33s. 8d.).

<sup>3</sup> The particular account for wool has not survived for this year.

**A1-15: Edinburgh (Fish, Minerals, Tallow, Victual, and Miscellaneous Manufactures)**

Start Date	End Date	Salmon (barrel)	Herring (barrel)	Cod (no.)	Oil (barrel)	Salt (chr.)	Coal (chr.)	Tallow (barrel)	Barley (chr.)	Wheat (chr.)	Malt (chr.)	Oats (chr.)	Meat (barrel)	Misc. Manu. (d.)	Misc. (d.)
8/8/1538	19/9/1538	15	6	840	0	54	16	0	0	0	0	0	0	-	0
19/9/1538	9/8/1539	431.5	842	6,180	33	123	73	2	0	0	0	0	0	-	0
9/8/1539	9/8/1540	251.5	390	2,520	6	70.5	121	4	0	0	0	0	96	-	0
9/8/1540	25/8/1541	324	4,825	14,280	0	256.5	198	7	0	0	0	0	6	-	0
25/8/1541	12/8/1542	202 <sup>1</sup>	1,364	10,440	0	137.5	274	14	0	0	0	0	28	-	0
12/8/1542	7/8/1543	117	1,672	13,320	30	63	58.5	0	0	0	0	0	0	-	0
7/8/1543	9/9/1546	301	1,698	3,360	5	37	87.5	0	0	0	0	0	0	-	0
9/9/1546	20/8/1550	219	1,531	27,240	20	36	222	0	0	0	0	0	0	-	0
20/8/1550	17/9/1551	126	674	3,840	92	0	202	0	7 <sup>2</sup>	0	0	0	0	-	0
17/9/1551	9/10/1552	107	862	13,140	19	36	273	0	0	0	10 <sup>3</sup>	0	0	-	0
9/10/1552	6/10/1553	80	1,242	5,160	22	37	150	0	0	22.5 <sup>4</sup>	0	0	0	-	0
6/10/1553	10/4/1554	48	350	1,920	36	0	66	0	0	0	0	0	0	-	0
10/4/1554	4/6/1554	7	75	0	0	0	26	0	0	24	0	22	0	-	0
4/6/1554	27/9/1554	24	90	4,740	0	3.75	41	0	4.75	20	5	10	0	-	0
27/9/1554	10/9/1555	94	980	8,220	0	3	152	0	0	32	0	30 <sup>5</sup>	0	-	0
10/9/1555	2/9/1556	374	752	16,560	0	0	399	0	0	14	0	15	27	-	0
2/9/1556	2/9/1557	125	258	4,440	9	0	421	0	0	5	7.5 <sup>6</sup>	0	0	-	492
2/9/1557	3/10/1558	448.5	1,030.5	37,800	20	0	353.5	0	0	0	20	0	0	-	0
3/10/1558	28/9/1559	274.5	855	6,000	44.5	0	622	0	0	0	1.9 <sup>6</sup>	0	0	-	0
28/9/1559	31/1/1561	336	477	0	3	20	144.5	0	0	0	0	0	0	-	72
31/1/1561	3/11/1561	146	237	7,600 <sup>7</sup>	23	86.5	437	0	0	0	1.25 <sup>6</sup>	0	0	-	0
3/11/1561	3/2/1563	153	284.5	7,020	11	35.5	989	0	0	0	0	0	0	-	240
3/2/1563	28/3/1565	606.5	1,203.5	16,500	193	10.5	416.5	0	0	2	12.5	0	0	-	0
28/3/1565	20/11/1565	65.5	118	9,180	64	50	152	0	0	5.5	6.25	0	0	-	0
20/11/1565	27/4/1566	41	231	1,920	44 <sup>8</sup>	0	58	0	34	156.7	0	0	36	-	90
27/4/1566	1/2/1567	52.5	369.5	1,680	16	0	333	0	74	19.9	1.5 <sup>6</sup>	0	0	-	0
1/2/1567	15/8/1572	370.5	6,164.5	10,500	769.75 <sup>9</sup>	15.5	2,391	0	11	5.5	0	25	0	-	0
15/8/1572	15/12/1573	1	24.0	0	118	1.25	461.5	0	0	12	0	0	0	204 <sup>10</sup>	1,620

<sup>1</sup> Not including 24 barrels customed at Perth.  
<sup>2</sup> Barley customs 672d.; ca. 7 chalders if custom 96d. per chalder as in 1554.  
<sup>3</sup> Malt customs 960d.; ca. 10 chalders if customed at 96d. per chalder as in 1554.  
<sup>4</sup> Wheat customs 1,080d.; ca. 22.5 chalders if customs of 48d. per chalder as in 1554.  
<sup>5</sup> Calculated at 120d. per chalder as in 1556.  
<sup>6</sup> Calculated at 192d. per chalder.  
<sup>7</sup> In addition there were customs of 36d. for gilthead and 108d. for "plaiice".  
<sup>8</sup> 20 barrels of oil and 24 barrels Orkney butter.  
<sup>9</sup> Thereafter the accounts invariably refer to butter and oil.  
<sup>10</sup> Gloves.

### A1-15: Edinburgh (Re-exports)

Start Date	End Date	Timber (d.)	Timber by-prod. (d.)	Baltic Wares (d.)	Wine (d.)	Great Salt (d.)	Victual & Beer (d.)	Grocery & Dyes (d.)	Textiles & Manu. (d.)	Metals (d.)	Total (d.)
8/8/1538	19/9/1538	0	0	0	168	0	0	0	0	0	168
19/9/1538	9/8/1539	0	1,356	0	1,482	0	0	0	0	0	2,838
9/8/1539	9/8/1540	0	1,344	0	2,232	0	0	0	0	0	3,576
9/8/1540	25/8/1541	0	1,212	72	768	0	0	0	1,764	0	3,816
25/8/1541	12/8/1542	0	8,664	0	456	0	0	0	1,584	0	10,704
12/8/1542	7/8/1543	0	3,852	0	480	0	0	0	0	0	4,332
7/8/1543	9/9/1546	0	7,896	0	144	0	0	0	720	0	8,760
9/9/1546	20/8/1550	0	528	1,680	1,080	0	0	15,312	1,212	29,604 <sup>1</sup>	49,416 <sup>1</sup>
20/8/1550	17/9/1551	0	2,280	1,440	864	0	0	3,168	18,396	720 <sup>2</sup>	26,868 <sup>2</sup>
17/9/1551	9/10/1552	0	9,168	6,120	4,020	0	0	240	29,532	192 <sup>2</sup>	49,272 <sup>2</sup>
9/10/1552	6/10/1553	0	2,100	1,920	396	0	2,448	912	3,240	240	11,256
6/10/1553	10/4/1554	0	0	0	348	0	1,752	0	1,632	0	3,732
10/4/1554	4/6/1554	0	0	0	1,296	0	1,152	0	2,376	0	4,824
4/6/1554	27/9/1554	0	240	1,200	624	0	0	120	228	0	2,412
27/9/1554	10/9/1555	0	2,472	948	96	0	0	2,448	972	0	6,936
10/9/1555	2/9/1556	0	1,056	384	432	0	960	120	1,020	0	3,972
2/9/1556	2/9/1557	96	1,800	132	4,440	0	456	960	228	0	8,112
2/9/1557	3/10/1558	0	6,084	216	0	0	0	288	0	0	6,588
3/10/1558	28/9/1559	0	1,152	1,236	348	0	600	2,940	144	420 <sup>3</sup>	6,840 <sup>3</sup>
28/9/1559	31/1/1561	0	960	0	768	0	192	1,524	264	7,832 <sup>4</sup>	11,540 <sup>4</sup>
31/1/1561	3/11/1561	0	1,656	0	672	0	240	68,934	1,440	5,546 <sup>5</sup>	78,488 <sup>5</sup>
3/11/1561	3/2/1563	0	2,280	4,536	1,200	0	0	11,796	780	572 <sup>2</sup>	21,164 <sup>2</sup>
3/2/1563	28/3/1565	0	4,668	0	2,544	0	2,976	2,376	1,464	0	14,028
28/3/1565	20/11/1565	0	3,432	0	3,168	0	0	0	576	0	7,176
20/11/1565	27/4/1566	0	636	7,608	12	2,280	0	96	576	36	11,244
27/4/1566	1/2/1567	0	552	1,128	1,104	1,812	0	360	60	0	5,016
1/2/1567	15/8/1572	96	21,099	13,188	17,688	13,266	4,140	5,472	4,200	5,232 <sup>6</sup>	84,381 <sup>6</sup>
15/8/1573	15/12/1573	0	1,764	3,824	336	960	0	600	0	0	7,484

<sup>1</sup> The 24,756d. customs for lead may have been for monastic lead.

<sup>2</sup> These metal customs were for lead; it may have been for monastic lead.

<sup>3</sup> The 360d. customs for lead may have been for monastic lead.

<sup>4</sup> The 5,984d. customs for lead may have been for monastic lead.

<sup>5</sup> The 5,270d. customs for lead may have been for monastic lead.

<sup>6</sup> The 4,932d. customs for lead and bell metal may have been for monastic lead.

**A1-15: Edinburgh (Wool, Hides, Fells, and Cloth)**

<i>Reference</i>	<i>Start Date</i>	<i>End Date</i>	<i>Wool (sack)</i>	<i>Eng. Wool (sack)</i>	<i>Woolfells (sack)</i>	<i>Hides (daker)</i>	<i>Misc. Fells (sack)</i>	<i>Start Date Cloth if diff.</i>	<i>End Date Cloth if diff.</i>	<i>Cloth (dozen)</i>
XX, 148	15/12/1573	1/11/1574	67.3	0	314.5	2,018	(16.50)			4,592
XX, 210	1/11/1574	1/10/1575	273.8	0	345.8	1,942.5	(13.38)			4,435
XX, 251-2	1/10/1575	1/10/1576	334.3	0	435.5	2,122.5	(33.50)			5,118
XX, 275-6	1/10/1576	1/10/1577	455.5	0	314.3	1,839	(18.38)			4,865
XX, 297-8	1/10/1577	1/10/1578	633.3	0	414.7	2,509	(35.31)			5,896
XX, 315-6	1/10/1578	1/10/1579	375.5	0	420.8	2,656	(34.86)			6,741
XXI, 6-7	1/10/1579	1/10/1580	196.3	0	438.9	1,672.5	(25.84)			7,708
XXI, 158-9	1/10/1580	1/8/1581	316.8	0	406.4	1,761.5	(25.92)			4,073
XXI, 207-8	1/8/1581	10/8/1582	309.5	0	476.3	2,477	(21.43)			6,162
XXI, 218-9	10/8/1582	1/10/1582	0	0	31.3	181	(1.00)			1,882
XXII, 91-2	1/10/1589	1/10/1590	0	0	392.6	1,473.5	(36.43)			5,838
XXII, 170-1	1/10/1590	1/10/1591	0	0	299.3	1,095.5	(48.06)			4,339
XXII, 248-9	1/10/1591	1/10/1592	22.0	0	297.5	1,204.5	(40.79)			4,263
XXII, 335-6	1/10/1592	1/11/1593	205.8	0	367.6	2,029	(38.64)			7,479
XXII, 424	1/11/1593	1/11/1594	129.8	0	356.0	3,194.5	(40.13)			6,845
XXIII, 90-1	1/11/1594	1/11/1595	439.8	0	484.5	3,122.5	(32.78)			6,874
XXIII, 132-3	1/11/1595	1/7/1596	71.5	0	339.1	1,265	(3.58)			1,468
XXIII, 187-8	1/7/1596	1/7/1597	334.5	0	993.1	1,498.5	(50.86)			5,313.9
XXIII, 237-9	1/7/1597	1/3/1598	50.0	0	413.4	1,134	(91.81)			4,697.2
XXIII, 237-9	1/3/1598	1/7/1598	333.3	0	525.2	1,036	(25.47)			945.0 <sup>1</sup>
XXIII, 336-7	1/7/1598	1/11/1598	242.3	0	300.9	563.5	(26.42)			5,173.7
XXIII, 336-7	1/11/1598	1/12/1598	14.1	0	18.6	100	(0.11)			262.5

<sup>1</sup> 895.3 dozen at 12s. per dozen and 50 dozen at 4s. per dozen (possibly linen cloth).



## A1-15: Edinburgh (Fish, Minerals, Tallow, Victual, and Miscellaneous Manufactures)

Start Date	End Date	Salmon (barrel)	Herring (barrel)	Cod (no.)	Oil (barrel)	Salt (chr.)	Coal (chr.)	Tallow (barrel)	Barley (chr.)	Wheat (chr.)	Malt (chr.)	Oats (chr.)	Meat (barrel)	Misc. Manu. (d.)	Misc. (d.)
15/12/1573	1/11/1574	76	561.5	810	409	21.5	1,131	0	0	0	0	0	0	0	0
1/11/1574	1/10/1575	79	776	2,220	370	105.9 <sup>1</sup>	1,216	0	0	0	17.2 <sup>2</sup>	0	0	0	0
1/10/1575	1/10/1576	104	793.5	3,900	413	419.9	827	0	0	0	5	0	0	0	0
1/10/1576	1/10/1577	189	1,134	4,620 <sup>3</sup>	416.75	459.75	634	0	78	36	1.25	2	0	0	0
1/10/1577	1/10/1578	74	1,107	5,100	196	803.1	1,338.5	0	0	0	0	0	0	0	0
1/10/1578	1/10/1579	158.25	1,581.5	5,340 <sup>4</sup>	118	616.75	1,140	0	0	0	0	0	0	0	24
1/10/1579	1/10/1580	122	5,130	6,780	94	133.25	1,167	0	0	0	0	0	0	0	0
1/10/1580	1/8/1581	140.5	407	4,620	208	5.25	1,001	0	0	0	0	0	0	0	0
1/8/1581	10/8/1582	284	3,203	10,740	166.5	3	1,537	0	0	5.5	0	0	0	0	0
10/8/1582	1/10/1582	203.5	2,953	14,100	65	0	267	0	0	0	0	0	0	0	480
1/10/1589	1/10/1590	360.5	378	2,220	198.5	35	1,103.5	0	0	0	0	0	0	1,482 <sup>5</sup>	60
1/10/1590	1/10/1591	185.5	342	0	76	30.125	677	0	0	6.25	39.75	0	0	3,600 <sup>6</sup>	32
1/10/1591	1/10/1592	238.5	1,104	3,960	311.25	4.75	852	0	0	89.75 <sup>7</sup>	66.375 <sup>8</sup>	0	36	2,052 <sup>9</sup>	72
1/10/1592	1/11/1593	166	594	660	129.5	6.75	875.5	0	0	446	4.875 <sup>10</sup>	0	0	3,552 <sup>11</sup>	0
1/11/1593	1/11/1594	180.5	989	8,160	64	13.5	1,044	0	0	224.4	29 <sup>12</sup>	0	0	4,458 <sup>13</sup>	540
1/11/1594	1/11/1595	202	954	3,000	203.5	3.25	951	0	0	33	0.25 <sup>14</sup>	0	0	5,793 <sup>15</sup>	0
1/11/1595	1/7/1596	245.3	485	10,560	159	4.5	542	0	0	0	0	0	0	3,606 <sup>16</sup>	36
1/7/1596	1/7/1597	588	1,102	16,920	170	14	1,008	0	0	0	0	0	0	6,998 <sup>17</sup>	0
1/7/1597	1/3/1598	456	492	0	37	7.875	470.5	0	0	0	0	0	54	8,931 <sup>18</sup>	0
1/3/1598	1/7/1598	0	25	120	0	6.25	151.5	0	0	0	0	0	0	6,693 <sup>19</sup>	0
1/7/1598	1/11/1598	108	493	2,640	8	3	254	0	0	0	0	0	0	10,272 <sup>20</sup>	0
1/11/1598	1/12/1598	12	0	0	0	0	20	0	0	0	0	0	0	0	0

<sup>1</sup> This and virtually all the remaining entries contain barrelled salt, converted at the rate of one barrel equal to 0.125 chalders.

<sup>2</sup> Calculated at 192d. per chalders.

<sup>3</sup> In addition there were customs of 240d. for speldings.

<sup>4</sup> From this time mostly called cod and skate.

<sup>5</sup> Points 426d.; gloves 360d. Scottish says and gograms 696d.

<sup>6</sup> Points 1,008d.; gloves 792d. Scottish says and gograms 1,800d.

<sup>7</sup> The Comptroller received these customs directly. *E.R.*, XXII, pp. 182-3; *E. 71/30/26-7*.

<sup>8</sup> 66 chalders and 6 barrels stalling malt (lege bolles?).

<sup>9</sup> Points 360d.; gloves 900d.; Scottish says and gograms 792d.

<sup>10</sup> Malt for stalling 16 bolles (12d. each), and 62 bolles conforming to the new act of the Exchequer (30d. each); see Particular account.

<sup>11</sup> Points 2,160d.; gloves 1,152d.; Scottish says and gograms 240d.

<sup>12</sup> Stalling malt.

<sup>13</sup> Points 2,136d.; gloves 2,322d.

<sup>14</sup> Stalling malt and barley.

<sup>15</sup> Points 2,064d.; gloves 3,729d.

<sup>16</sup> Points 792d.; gloves 2,814d.

<sup>17</sup> Points 2,124d.; gloves 2,634d.; hose 2,240d.

<sup>18</sup> Points 1,200d.; gloves 312d.; hose 7,419d.

<sup>19</sup> Points 810d.; gloves 2,175d.; hose 3,708d.

<sup>20</sup> Points 1,590d.; gloves 1,266d.; hose 7,416d.

**A1-15: Edinburgh (Re-exports)**

<i>Start Date</i>	<i>End Date</i>	<i>Timber (d.)</i>	<i>Timber by-prod. (d.)</i>	<i>Baltic Wares (d.)</i>	<i>Wine (d.)</i>	<i>Great Salt (d.)</i>	<i>Victual &amp; Beer (d.)</i>	<i>Grocery &amp; Dyes (d.)</i>	<i>Textiles &amp; Manu. (d.)</i>	<i>Metals (d.)</i>	<i>Total (d.)</i>
15/12/1573	1/11/1574	0	1,524	4,880	0	516	576	2,868	0	360	10,724
1/11/1574	1/10/1575	24	540	2,732	824	0	0	27,492	432	0	32,044
1/10/1575	1/10/1576	96	7,470	7,416	3,344	4,000	1,404	7,280	324	276 <sup>1</sup>	31,610 <sup>1</sup>
1/10/1576	1/10/1577	552	8,847	880	4,256	1,368	48	2,696	168	0	18,815
1/10/1577	1/10/1578	318	11,106	11,704	1,116	6,448	0	2,172	270	168	33,302
1/10/1578	1/10/1579	400	9,267	6,172	4,000	6,292	972	1,452	436	120	29,111
1/10/1579	1/10/1580	704	4,200	12,962	5,040	880	84	2,028	120	128	26,146
1/10/1580	1/8/1581	112	3,888	4,868	4,544	1,988	0	772	24	32	16,228
1/8/1581	10/8/1582	1,280	2,478	8,656	7,014	1,360	3,552	1,392	56	80	25,868
10/8/1582	1/10/1582	288	816	6,360	1,104	0	0	0	0	0	8,568
1/10/1589	1/10/1590	3,600	2,586	51,194	768	840	0	1,656	0	2,104	62,748
1/10/1590	1/10/1591	7,716	3,888	66,334	3,372	240	4,800	864	7,628	3,760	98,602
1/10/1591	1/10/1592	8,616	4,836	78,458	3,192	120	1,440	2,376	1,872	1,740	102,650
1/10/1592	1/11/1593	7,956	2,760	66,762	2,424	1,710	1,816	5,226	528	5,628	94,810
1/11/1593	1/11/1594	13,656	2,640	44,632	1,608	0	8,240	1,536	1,620	1,456	75,388
1/11/1594	1/11/1595	11,808	8,676	39,780	1,260	804	3,360	36	2,004	3,584	71,312
1/11/1595	1/7/1596	13,168	4,644	1,950	3,016	3,804	60	1,152	546	3,800	32,140
1/7/1596	1/7/1597	11,608	6,804	85,470	2,748	4,140	12,360	2,124	720	13,172	139,146
1/7/1597	1/3/1598	7,461	1,836	34,788	204	1,230	0	384	48	20,704	66,655
1/3/1598	1/7/1598	88	168	576	816	900	0	144	0	216	2,908
1/7/1598	1/11/1598	7,568	0	3,672	1,584	0	70,920	2,880	0	2,840	89,464
1/11/1598	1/12/1598	960	0	6,720	0	0	0	0	0	0	7,680

<sup>1</sup> The customs of 276d. for bell metal may have been monastic.

## A1- 16: Elgin and Forres

Reference	Start Date	End Date	Wool (sack)	Woolfells (sack)	Hides (daker)	Misc. Fells (sack)	Cloth (dozen)	Salmon (barrel)	Herring (barrel)	Cod (no.)
I, 444	-	11/11/1337 <sup>1</sup>	31.58	0.44	127.5	-	-	-	-	-
II, 142-3	11/8/1362 <sup>2</sup>	9/12/1364	134.81	0	318.7	-	-	-	-	-
II, 186-7	13/12/1364	19/6/1365	42.21	0	131	-	-	-	-	-
II, 187	19/6/1365	8/1/1366	31.25	0	7.5	-	-	-	-	-
II, 268	7/1/1366	12/1/1368	113.33	5.00	315.7	-	-	-	-	-
II, 319	12/1/1369	16/1/1370 <sup>3</sup>	62.67	2.63	218	-	-	-	-	-
IV, 480-1	-	20/4/1429	0	0	0	0	0	(172) <sup>4</sup>	-	-
IV, 534	1/5/1429	2/5/1431	0.13	0	74.5	0.18	41.4	(0)	-	-
IV, 624-5	4/10/1433	18/7/1435	3.25	0.13	77.5	0	19.6	(0)	-	-
VI, 218	-	1456 <sup>5</sup>	0	0	27	0	0	(0)	-	-
VI, 485	-	1458 <sup>6</sup>	-	-	-	-	-	-	-	-
VI, 527	-	1459 <sup>7</sup>	-	-	-	-	-	-	-	-
VII, 508-9	30/3/1467	3/6/1467 <sup>8</sup>	0	0	8	0	43.0	(0)	-	-
VII, 665-6	3/6/1467	9/8/1469	0	0	0	0	37.0	(0)	-	-
VIII, 259-60	-	18/7/1474 <sup>9</sup>	-	-	-	-	-	- <sub>10</sub>	-	-
VIII, 393	18/7/1474	12/8/1476	-	-	-	-	-	- <sub>10</sub>	-	-
VIII, 467	12/8/1476	28/7/1477	0	0	13.8	0	0	0	0	0
VIII, 549	28/7/1477	18/7/1478	0	0	10	0	0	136	0	0
IX, 76-7	14/7/1479 <sup>11</sup>	27/7/1480 <sup>12</sup>	0	0	0	0	0	186	0	0
XVIII, 338	22/9/1555	16/12/1556 <sup>13</sup>	0	0.5	47	0.75	0	1,634	0	5,400
XIX, 37	1/3/1557	3/10/1558 <sup>14</sup>	0	0	2	0	0	3,505	90	0
XIX, 111-2	3/10/1558	10/9/1559 <sup>14</sup>	0	2.0	0	1.63	0	1,707	0	0

<sup>1</sup> Account for a year and a half?

<sup>2</sup> In 10/8/1358-9/4/1359 Elgin and Forres were included in an account with Inverness; separate accounts to 3/6/1361; with Inverness 3/6/1361-11/8/1362.

<sup>3</sup> From ca. 6/2/1372 to at least 31/3/1387 included with Inverness.

<sup>4</sup> Including 116 small barrels (i.e. 58 Hamburg barrels). The customs are on English and foreigner merchants; the Earl of Moray refused to allow his people to pay these customs.

<sup>5</sup> Customs paid directly to the Comptroller.

<sup>6</sup> Customs paid directly to the Comptroller; no individual goods given, total £3 12s.

<sup>7</sup> Customs paid directly to the Comptroller; no individual goods given, total £3 6s. 8d.

<sup>8</sup> The customar was commanded to custom salmon, other fish, dried hides, fells of sheep and lambs in his next account.

<sup>9</sup> The customar claimed he did not hold a mandate to custom all goods; he was commanded to levy and collect customs on all exports.

<sup>10</sup> In effect salmon customs were leased for £10 per year.

<sup>11</sup> Customs included with Inverness 18/7/1478-14/7/1479.

<sup>12</sup> From at least 31/7/1385-1/8/1517 included in the Inverness accounts.

<sup>13</sup> Moray and ports of Findhorn and Spey.

<sup>14</sup> Moray.

## A1-17: Haddington

<i>Reference</i>	<i>Start Date</i>	<i>End Date</i>	<i>Wool (sack)</i>	<i>Eng. Wool (sack)</i>	<i>Woolfells (sack)</i>	<i>Hides (daker)</i>
II, 84	2/6/1361	22/3/1362	316.2	0	28.3	57.7
II, 85	22/3/1362	4/8/1362	138.4	0	0.2	4
II, 119-21	4/8/1362	7/11/1364 <sup>1</sup>	1,398.5	93.3	177.9	185.8
II, 193	7/11/1364	15/7/1365	85.7	14.9	42.8	47.2
II, 193-4	15/7/1365	12/1/1366	409.0	82.0	14.4	19.7
II, 235-7	12/1/1366	20/7/1366	44.7	52.0	33.3	70.8
II, 237	20/7/1366	11/1/1367	356.9	239.3	10.1	7.9
II, 266-7	11/1/1367	29/6/1367	59.3	76.3	39.1 <sup>2</sup>	118.9 <sup>2</sup>
II, 267-8	29/6/1367	10/1/1368	461.3	175.4	8.4	22.7
II, 313-4	17/1/1369	1/1/1370	475.3	266.3	40	217.3
II, 372-3	- <sup>3</sup>	7/2/1373	380.7	731.0	56.5	72.4
II, 398-9	7/2/1373	31/8/1373	356.0	142.9	64.0	128.1
II, 399-400	31/8/1373	9/2/1374	227.6	418.5	21.5	64.7
II, 469-70	5/2/1375	5/3/1376	421.4	0	157.3	155.7
II, 510-11	6/3/1376	28/1/1377	350.5	0	42.9	53.4
II, 556-8	28/1/1377	11/3/1378	313.1	75.8	19.9	76.5
II, 600-2	11/3/1378	22/3/1379	418.6	0	32.7	117.2
III, 3-4	22/3/1379	4/2/1380	545.5	0	21.9	73.3
III, 54	4/2/1380	11/3/1381	403.9	0	34.6	208.9
III, 67-8	11/3/1381	5/3/1382	428.7	0	69.9	197.5
III, 91-2	5/3/1382	13/3/1383	479.2	0	65.0	318.8
III, 120-1	1/3/1384	16/3/1385	227.6	20	12.1	72.9
III, 153-4	16/3/1385	1386	10.3	0	2.8	63.6
III, 153-4	1386	19/5/1387	66.5	30	10.1	161.4
III, 191-2	19/5/1387	23/2/1389	141.3	55.4	38.3 <sup>4</sup>	112.9 <sup>4</sup>
III, 211-2	24/2/1389	12/2/1390	82.0	0	17.3	172.6

<sup>1</sup> Not including 26s. for goods customed at Inverkeithing, and 14s. for those customed at Edinburgh.

<sup>2</sup> Not including 3.69 sacks of woolfells and 1.5 dakers of hides customed at Edinburgh.

<sup>3</sup> Presumably from January or February 1372.

<sup>4</sup> Including 5.5 sacks of woolfells and 30 dakers of hides, which were shipped in a boat during the period of the Exchequer.

### A1-17: Haddington

<i>Reference</i>	<i>Start Date</i>	<i>End Date</i>	<i>Wool (sack)</i>	<i>Eng. Wool (sack)</i>	<i>Woolfells (sack)</i>	<i>Hides (daker)</i>
III, 227-8	12/2/1390	15/2/1391	125.9	0	5.3	9.8
III, 249-50	15/2/1391	16/3/1392	144.2	0	13.4	46.8
III, 293-5	16/3/1392	26/1/1393	216.1	0	19.1	60
III, 319-20	26/1/1393	17/3/1394	348.4	0	49.6	110.8
III, 354	17/3/1394	30/3/1395	176.3	0	47.1	96.5
III, 380-1	30/3/1395	18/4/1396	301.6	0	47.5	61.9
III, 405-6	18/4/1396	22/5/1397	212.2	0	58.8	127.3
III, 433-4	22/5/1397	24/4/1398	182.9	0	36.4	149.5
III, 463-4	24/4/1398	29/4/1399	54.6	0	19.2	99.1
III, 492-3	29/4/1399	13/5/1400	127.1	0	22.6	104
III, 517-8	13/5/1400	1/6/1401	52.5	0	6.6	42.3
III, 595-6	1/6/1401	3/7/1404	109.1	0	14.9	194.7
III, 627-8	3/7/1404	23/3/1406	36.6	0	5.7	86.9
IV, 7-9	23/3/1406	12/3/1407	30.8	0	5.4	56.2
IV, 55-6	11/3/1407	27/3/1408	68.3	0	3.4	68.5
IV, 75-7	27/3/1408	11/5/1409	52.3	0	2.6	40.5
IV, 120	10/5/1409	22/7/1410	59.5	0	6.2	50
IV, 147	22/7/1410	10/7/1412	57.5	0	9.5	113.4
IV, 177-8	10/7/1412	3/7/1413	55.6	0	5.2	30.2
IV, 197-8	3/7/1413	20/6/1414	63.2	0	9.1	38.1
IV, 220-1	20/6/1414	19/6/1415	59.5	0	5.9	28
IV, 249	19/6/1415	25/6/1416	64.8	0	16.5	60.3
IV, 272-3	25/6/1416	16/6/1417	43.4	0	14.2	91.5
IV, 296-7	16/6/1417	7/6/1418	40.8	0	8.3	7.1
IV, 324-5	7/6/1418	27/7/1420	71.2	0	18.9	143.8
IV, 348	27/7/1420	24/7/1421	23.8	0	7.3	35.5

**A1-17: Haddington**

<i>Reference</i>	<i>Start Date</i>	<i>End Date</i>	<i>Wool</i> (sack)	<i>Eng. Wool</i> (sack)	<i>Woolfells</i> (sack)	<i>Hides</i> (dakers)	<i>Misc. Fells</i> (sack)	<i>Cloth</i> (dozen)	<i>Salmon</i> (barrel)	<i>Herring</i> (barrel)	<i>Salt</i> (chalden)
IV, 361-2	24/7/1421	11/7/1422	11.7	0	14.3	35	-	-	-	-	-
IV, 379	22/6/1424	8/5/1425	148.8	0	18.1	102.5	-	-	-	-	-
IV, 401-2	8/5/1425	16/4/1426	215.8	0	19.6	60.7	-	-	-	-	-
IV, 441-2	17/5/1427	29/4/1428	524.5	0	27.9	38.4	-	-	-	-	-
IV, 476-8	29/4/1428	17/4/1429	369.3	0	30.1	0	0	32.8	(0)	-	0
IV, 502-3	17/4/1429	16/3/1430	273.2	0	26.6	31.1	0	0	(0)	-	0
IV, 530-1	8/4/1430	24/4/1431	288.8	0	35.3	72.2	0	48.6	(0)	-	0
IV, 561-2	15/5/1433	29/5/1434	182.6	0	48.4	124.5	0.1	38.3	(0)	-	0
IV, 608	29/5/1434	26/6/1435	232.7	0	32.6	81.4	33.1	58.2	(0)	-	0
V, 22-3	2/7/1436	25/7/1437	70.1	0	16.6	42.9	16.8	24.75	(0)	-	234
V, 23-4	25/7/1437	11/7/1438	28.4	0	18.9	85.7	-	170.3	-	-	-
V, 97-8	11/7/1438	26/8/1441	128.5	0	25.8	110.9	-	-	-	-	-
V, 115-6	26/8/1441	12/7/1442	81.8	0	21.5	26.7	-	-	-	-	-
V, 126-7	12/7/1442	18/7/1443	120.3	0	15.6	40.8	-	-	-	-	-
V, 144	18/7/1443	13/6/1444	146.6	0	19.4	8	-	-	-	-	-
V, 177-8	13/6/1444	6/7/1445	96.8	0	17.4	19.5	-	-	-	-	-
V, 233	6/7/1445	15/7/1446	127.7	0	20.4	87.4	-	-	-	-	-
V, 259	15/7/1446	22/6/1447	109.3	0	21.9	65.7	-	-	-	-	-
V, 305	22/6/1447	1/7/1448	120.2	0	20.8	31.8	-	-	(0)	-	-
V, 371-2	9/9/1448	Ca. 1449	55.0	0	15.0	73.4	-	-	(0)	-	-
V, 371-2	Ca. 1449	8/7/1450	55.5	0	16.3	50.8	-	-	(0)	-	-
V, 423-4	8/7/1450	9/7/1451	53.6	0	9.1	45.3	-	-	(0)	-	-
V, 492-4	9/7/1451	28/11/1452	58.5	0	12.6	20.5	-	109	(0)	-	0
V, 553	28/11/1452	16/6/1453	40.4	0	9.2	0	-	60	(0)	-	-
V, 626-7	16/6/1453	9/7/1454	44.0	0	14.7	63.1	-	213	(0)	-	-
VI, 13-5	9/7/1454	15/7/1455	40.4	0	7.9	80	-	34	(0)	-	-
VI, 123-4	15/7/1455	15/9/1456	73.8	0	5.0	54	-	24	(0)	-	-
VI, 302-3	15/9/1456	14/7/1457	51.7	0	8.4	53.2	-	21	(0)	-	-
VI, 392-3	14/7/1457	3/7/1458	38.8	1.0	10.7	34	-	53.9	(0)	-	-
VI, 500-1	3/7/1458	18/7/1459	68.0	0	16.7	20.4	-	41	(0)	-	-

<sup>1</sup> Custom of rabbit skins and cloth 409d.

## A1-17: Haddington

<i>Reference</i>	<i>Start Date</i>	<i>End Date</i>	<i>Wool</i> (sack)	<i>Eng. Wool</i> (sack)	<i>Woolfells</i> (sack)	<i>Hides</i> (dakers)	<i>Misc. Fells</i> (sack)	<i>Cloth</i> (dozen)	<i>Salmon</i> (barrel)	<i>Herring</i> (barrel)	<i>Salt</i> (chaldar)
VI, 589-91	18/7/1459	1/7/1460	67.8	0	18.2	28.3	-	94	(0)	-	-
VII, 29-30	1/7/1460	18/3/1461	99.2	0	19.4	43.3	-	16	(0)	-	-
VII, 151-2	18/3/1461	30/7/1462	145.3	0	21.1	48	-	141.5	(0)	-	0
VII, 213-4	30/7/1462	8/8/1463	135.7	0	20.3	54	-	79.5	(0)	-	0
VII, 293-4	8/8/1463	25/6/1464	171.9	0	28.9	17	-	83	(0)	-	0
VII, 365-6	25/6/1464	27/6/1465	132.4	0	24.3	22	-	113.5	(0)	-	0
VII, 427-8	27/6/1465	2/7/1466	89.0	0	20.2	48.9	-	118.5	(0)	-	0
VII, 507-8	2/7/1466	17/6/1467	136.3	0	11.9	28.8	-	88	(0)	-	0
VII, 582-4	17/6/1467	27/6/1468	139.5	0	14.6	0	-	58.5	(0)	-	0
VII, 657-8	27/6/1468	19/7/1469	148.8	0	25.3	12.5	(0)	101	(0)	-	0
VIII, 123-5	4/7/1470	26/6/1471	98.6	0	12.4	9	(0)	126	0	0	0
VIII, 193-4	23/6/1472	8/7/1473	126.8	0	32.6	13.5	(0)	181.8	0	0	0
VIII, 250-1	8/7/1473	30/6/1474	166.5	0	30.7	60	(0)	100.5	0	0	0
VIII, 310-1	30/6/1474	19/6/1475	186.8	0	33.6	48	(0)	54.7	0	0	0
VIII, 386-7	19/6/1475	25/7/1476	103.3	0	39.4	63	(0.4) <sup>1</sup>	186.7	0	0	0
VIII, 458-9	25/7/1476	10/7/1477	94.8	0	40.5	56	(0)	286.3	0	0	243
VIII, 541-2	10/7/1477	2/7/1478	16.3	0	10.2	109	(0)	408.8	0	0	140
VIII, 623	2/7/1478	18/6/1479	59.0	0	39.3	49.5	(0)	437.5	0	0	0
IX, 75-6	18/6/1479	18/7/1480	63.0	0	30.1	33.5	(0)	446.7	0	0	0
IX, 148	18/7/1480	10/7/1481	26.4	0	17.7	26	(0)	240	0	0	0
IX, 200	10/7/1481	30/8/1482	55.7	0	43.4	116.3	(0)	454	0	0	0
IX, 212-3	30/8/1482	26/6/1483	25.3	0	19.9	39 <sup>2</sup>	(0)	108.9	0	0	0
IX, 290	26/6/1483	17/7/1484	17.6	0	12.0	33.5	(0.3)	86	0	0	0
IX, 337-8	17/7/1484	4/7/1485	28.4	0	19.5	23.5	(0)	170.5	0	0	0
IX, 438	4/7/1485	27/6/1486	22.0	0	6.3	4	(0)	127.8	0	0	0
IX, 536	27/6/1486	5/7/1487	49.4	0	25.3	2	(0)	126.3	0	0	0
X, 52-3	5/7/1487	28/7/1488	34.3	0	17.4	13	(0)	148	0	0	0
X, 132-4	28/7/1488	6/7/1489	28.9	0	17.9	9.5	(0)	243.3	0	0	89.5

<sup>1</sup> Custom of those outwith the burgh.

<sup>2</sup> Including a further 15 dakers which the accountants omitted in their books.

## A1-17: Haddington

<i>Reference</i>	<i>Start Date</i>	<i>End Date</i>	<i>Wool</i> (sack)	<i>Eng. Wool</i> (sack)	<i>Woolfells</i> (sack)	<i>Hides</i> (dakers)	<i>Misc. Fells</i> (sack)	<i>Cloth</i> (dozen)	<i>Salmon</i> (barrel)	<i>Herring</i> (barrel)	<i>Salt</i> (chalden)
X, 234-5	6/7/1489	6/7/1490	13.1	0	11.1 <sup>1</sup>	20 <sup>2</sup>	(0)	288.3	0	0	69
X, 304	6/7/1490	13/7/1491	19.0	0	16.1	12	(0)	66.5	0	5	90
X, 353-4	13/7/1491	13/7/1492	11.4	0	16.2	10	(0)	224.8	0	8	0
X, 380-1	13/7/1492	11/7/1493	23.6	0	16.8	44	(1.3)	288.8	0	6	0
X, 455	11/7/1493	16/6/1494	10.9	0	18.2	53.6	(0.3)	187	0	4	0
X, 535-7	16/6/1494	28/8/1495 <sup>3</sup>	36.4	0	29.6 <sup>3</sup>	2.3	(0.4)	275 <sup>3</sup>	0	0	0
X, 605	28/8/1495	20/6/1496	22.8	0	25.3	22	(0)	252	0	11	0
XI, 52	20/6/1496	30/6/1497 <sup>4</sup>	22.8	0	25.3	22	(0)	252	0	11	0
XI, 113-4	30/6/1497	23/6/1498	29.5	0	30.4	53.1	(0)	401.5	0	0	0
XI, 261-2	23/6/1498	Ca. 1499	28.0	0	21.2	31.8	(0)	248.2	0	0	0
XI, 261-2	Ca. 1499	6/11/1500	31.6	0	20.7	6	(0)	173.2	0	0	0
XI, 366	6/11/1500	22/6/1501	21.4	0	19.0	10	(0)	230	0	0	0
XII, 82	22/6/1501	18/7/1502	50.1	0	17.5	0	(0)	180.1 <sup>5</sup>	0	0	0
XII, 157-8	18/7/1502	27/6/1503	26.2	0	21.4	22.5	(0)	295.4	0	0	0
XII, 259	27/6/1503	17/6/1504	19.3	0	35.0	55	(0)	304.8	0	0	0
XII, 370	17/6/1504	12/7/1505	21.9	0	22.7	44	(0)	164	0	0	0
XII, 469	12/7/1505	6/7/1506	25.9	0	24.1	8	(0)	216	0	0	0
XII, 597	6/7/1506	3/8/1507	36.5	0	31.0	9	(0)	318	0	0	0
	3/8/1507	20/7/1512 <sup>6</sup>	-	-	-	-	-	-	-	-	-
XIII, 571-2	20/7/1512	7/7/1513	36.6	0	10.5	59 <sup>7</sup>	(0)	206.5	0	0	0
XIV, 48-9	7/7/1513	4/7/1514	26.8	0	16.5	69.3	(0)	137.8	0	0	0
XIV, 190	4/7/1515	23/7/1516	21.4	0	35.6	109.7	(0)	122.5	0	0	0
XIV, 263-4	23/7/1516	18/7/1517	23.8	0	23.3	120	(0)	335	0	0	0

<sup>1</sup> Including a further 3.75 sacks of woolfells, omitted in the accountant's books, but which were in the cockets of the burgh.

<sup>2</sup> Including a further 4 dakers belonging to Huge Young which were not in the accountant's books.

<sup>3</sup> The custom and clerk of cocket were accused of customing 9 sarplers and 4 pokes of woolfells, and 2 packs of cloth (ca. 7.75 sacks of woolfells and 20 dozen cloth at 240d.), but not entering them into their accounts; these goods have been included in the figures. The officials were eventually found guilty of not declaring customs of £6.

<sup>4</sup> The goods charged are identical to the account for the year before, although the arrears for the previous year are given. The reason for the identical charges is not known.

<sup>5</sup> Cloth custom initially assessed at 2.649½d.; in 1504 the custom was remitted 488d. for being overcharged; this presumably refers to woollen cloth in 1502 as in other jurisdictions.

<sup>6</sup> Leased for £120 per year. *E.R.*, XIII, pp. 86-7, 228, 371, 383, 488-9.

<sup>7</sup> Excluding 5 dakers of hides overcharged.



**A1-17: Haddington**

<i>Reference</i>	<i>Start Date</i>	<i>End Date</i>	<i>Wool</i> (sack)	<i>Eng. Wool</i> (sack)	<i>Woolfells</i> (sack)	<i>Hides</i> (dakers)	<i>Misc. Fells</i> (sack)	<i>Cloth</i> (dozen)	<i>Salmon</i> (barrel)	<i>Herring</i> (barrel)	<i>Salt</i> (chalders)
XIV, 329-30	18/7/1517	12/7/1518	59.0	0	31.4	88.5	(0)	397.5	0	0	0
XIV, 369	12/7/1518	Ca. 1519	34.7	0	43.5	124.5	(0)	327.5	0	0	0
XIV, 369	Ca. 1519	1/8/1520	60.2	0	38.6	171.2	(0)	235.3	0	0	0
XIV, 433	6/11/1520	17/8/1521	49.5	0	41.1	137	(0)	235	0	0	0
XIV, 433	17/8/1521	15/2/1522	21.0	0	6.4	19	(0)	28.75	0	0	0
XV, 55-6	15/2/1522	12/3/1524 <sup>1</sup>	14	0	2.9	183.8	(0)	122.5	0	0	0
XV, 179-80	12/3/1524	12/7/1525	14.3	0	19.3	104	(0)	175	0	0	0
XV, 267	12/7/1525	12/7/1526	59.3	0	32.4	68	(0)	212.5	0	0	0
XV, 357-8	12/7/1526	1/7/1527	70.6	0	37.1	57.5	(0)	185	0	0	0
XV, 437-8	1/7/1527	10/7/1528	37.7	0	35.5	12	3.3	197.5	0	0	0
XV, 508	10/7/1528	9/7/1529	22.5	0	33.6	98	4.3	180	0	0	0 <sup>2</sup>
XVI, 58-9	9/7/1529	Ca. 1530	25.4	0	30.1	133.5	0	177.5	0	0	0
XVI, 58-9	Ca. 1530	26/7/1531	28.0	0	21.9	135.5	4.6	260	0	0	0
XVI, 147	26/7/1531	10/7/1532	20.2	0	28.8	127	1.6	161.3	0	0	0
XVI, 228	10/7/1532	24/7/1533	10.7	0	7.4	113	1.2	92.5	0	0	0
XVI, 359-60	24/7/1533	31/8/1534	16.4	0	25.1	211.9	6.2	287.5	0	0	0
XVI, 373	31/8/1534	5/8/1535	16.6	0	33.5	143.5	4.1	182.5	0	0	0
XVII, 45	16/8/1537	22/8/1537	9	0	17.4	126	3.8	237.5	0	0	0
XVII, 59-60	22/8/1537	13/8/1538	24.8	0	38.3	210	6.3	345	0	0	0
XVII, 179	13/8/1538	6/8/1539	38.3	0	27.3	185	7.1	357.5	0	0	0
XVII, 299	6/8/1539	2/8/1540	28.5	0	14.5	150	5.5	280	0	0	0
XVII, 393	2/8/1540	17/8/1541	25.6	0	35.4	134	6.2	210	0	0	24
XVII, 459	17/8/1541	7/7/1542	20.8	0	30.5	104.5	3.8	270	0	0	0
XVIII, 46	7/7/1542	10/7/1543	5.7	0	3.1	27	0.1	60	0	0	0
XVIII, 67-8	10/7/1543	16/3/1545	27.8	0	4	212.9	7	180	0	0	0
XVIII, 146	16/3/1545	11/9/1551	0	0	1.5	10	1	2	0	0	0
XVIII, 197-8	11/9/1551	11/9/1553	2	0	4.5	47.5	4.8	40	0	0	0
XVIII, 228	11/9/1553	10/4/1554	3.6	0	1.5	14.5	1.9	20	0	0	0
XVIII, 281	10/4/1554	30/8/1555	0.8	0	2.5	14	2.5	40	0	0	0

<sup>1</sup> In addition there were customs of 384d. for re-exports of timber by-products.

<sup>2</sup> 30 chalders salt, but all of this salt was customed at Edinburgh.

**A1-17: Haddington**

<i>Reference</i>	<i>Start Date</i>	<i>End Date</i>	<i>Wool</i> (sack)	<i>Eng. Wool</i> (sack)	<i>Woolfells</i> (sack)	<i>Hides</i> (dakers)	<i>Misc. Fells</i> (sack)	<i>Cloth</i> (dozen)	<i>Salmon</i> (barrel)	<i>Herring</i> (barrel)	<i>Salt</i> (chaldar)
XVIII, 334-5	30/8/1555	20/11/1556	3	0	0	25	2.2	45	0	0	0
XIX, 2	20/11/1556	14/8/1557	0	0	3	20	1.6	15	0	0	0
XIX, 33	14/8/1557	28/7/1558	0	0	0.5	0	0	0	0	0	0
XIX, 84	28/7/1558	26/9/1559	0	0	3.5	24	2.8	25	0	0	0
XIX, 113	26/9/1559	20/1/1561	0.5	0	1.5	6	1.6	3.75	0	0	0
XIX, 174	20/1/1561	31/10/1561	0.5	0	5	3	4	12.5	0	0	0
XIX, 196	31/10/1561	31/10/1562	0	0	5	6	3.1	40	0	0	0
XIX, 222	31/10/1562	31/10/1563	0	0	4.5	0	1.1	11.25	0	0	0
	31/10/1563	12/9/1572 <sup>1</sup>	-	-	-	-	-	-	-	-	-
XX, 148	4/10/1573	4/11/1574	0	0	10.3	27.4	3.5	7	0	0	0
XX, 211	4/11/1574	15/2/1576	0	0	9.8	0	0	19	0	0	0
XX, 252	15/2/1576	15/1/1576	0	0	10.8	29.5	2.7	18.5	0	0	0
XX, 275	15/1/1576	15/12/1577	0	0	5.6	37.5	3.5	9	0	0	0
XX, 293	15/12/1577	1/10/1578	0	0	10.0	21	0.4	5	0	0	0
XX, 316	1/10/1578	1/1/1580	0	0	17.8	58.5	5.5	18.5	2	0	0
XXI, 2	1/1/1580	9/9/1580	0	0	8.1	55.9	3.3	2.5	0	0	0
XXII, 93	1/10/1589	1/10/1590	0	0	21.6	3	5.6	3	0	0	0
XXII, 169	1/10/1590	1/10/1591	0	0	12.5	15	6.3	0	0	0	0
XXII, 423-4	1/10/1591	Ca. 1592	0	0	8.5	32	3.6	0	0	0	0
XXII, 423-4	Ca. 1592	Ca. 1593	0	0	8.4	70	0	0	0	0	0
XXII, 423-4	Ca. 1593	11/7/1594	0	0	15.9	108.5	12.1	0	0	0	0
XXIII, 88	11/7/1594	11/7/1595	0	0	19.0	122.9	0	0	0	0	0
XXIII, 128	11/7/1595	14/7/1596	0	0	25.5	109.4	2.3	10	0	0	0
XXIII, 183	14/7/1596	11/7/1597	0	0	30.0	29.7	6.0	0	0	0	0
XXIII, 239-40	11/7/1597	1/3/1598	0	0	14.0	9	15.0	0	0	0	0
XXIII, 239-40	1/3/1598	11/7/1598	0	0	32.3	40	0	0	0	0	0
XXIII, 331	11/7/1598	1/12/1598	0	0	4.3	6	8.9	0	0	0	0
XXIII, 331	1/12/1598	1/7/1599	0	0	30.8	12.5	0	0	0	0	0

<sup>1</sup> Customs leased for £10 per year. *E.R.*, XIX, pp. 275, 291, 324-5, 368; XX, pp. 20, 67, 96.

## A1-18: Inverkeithing

Reference	Start Date	End Date	Wool (sack)	Woolfells (sack)	Hides (daker)
I, 77-8	23/2/1327	21/1/1328	21.1	0.5	2
I, 95	21/1/1328	7/6/1328	10.6	0.8	27.5
I, 172-3	7/6/1328	8/8/1329	23.0	1.5	35.7
I, 278	8/8/1329	13/6/1330	24.7	1.3	56.1
I, 316	13/6/1330	8/3/1331	49.8	0.1	50.1
I, 369-70	8/3/1331	9/12/1331	102.3 <sup>1</sup>	0.4 <sup>1</sup>	28 <sup>1</sup>
I, 424-5	9/12/1331	4/3/1333	60.8 <sup>2</sup>	2.1 <sup>2</sup>	138.2 <sup>2</sup>
I, 494-5	3/7/1341	8/6/1342	3.0	0	0
I, 536-7	8/6/1342	10/8/1343 <sup>3</sup>	-	-	-
II, 138-9	6/7/1363	27/7/1364 <sup>4</sup>	128.1	12.3	164.9
II, 317	12/3/1369	15/1/1370	162.9	2.4	57.2
II, 405	17/4/1373	13/2/1374	6.5	10.7	71.6
II, 513-4	1/6/1376	31/1/1377	25.0	7.8	48.1
II, 611-2	31/1/1377	29/3/1379	23.9	0.6	15.6
III, 69	8/2/1381	6/3/1382	5.8	2.9	14.5
III, 100	6/3/1382	13/2/1383	42.5	2.3	8.2
III, 115-6	1/3/1384	10/3/1385	74.0	1.1	105.3
III, 135-6	10/3/1385	29/3/1386	30.2	3.1	136.4
III, 152	29/3/1386	18/5/1387	61.8	6.2	307.4
III, 195-6	28/7/1388	27/2/1389	10.5	1.4	43.5
III, 205	27/2/1389	8/2/1390	10.6	0.9	51.5
III, 223	8/2/1390	16/2/1391	45.6	2.2	70.6
III, 254	16/2/1391	19/3/1392	54.4	2.8	55.7
IV, 5-6	23/3/1406	10/3/1407	28.4	0.4	4

<sup>1</sup> 16.58 sacks of wool, 0.25 sacks of woolfells and 11.5 dakers of hides in the first section. In the second section 50.33 sacks of wool, 0.17 sacks of woolfells and 22.5 dakers of hides of which 35.33 sacks of wool and 6 dakers were exported by foreign merchants.

<sup>2</sup> Of which 13.5 sacks of wool, 0.5 dakers of hides and no woolfells were exported by foreign merchants.

<sup>3</sup> Individual goods not listed; total charge was £12 9s. 3d.

<sup>4</sup> After this Inverkeithing's customs were the property of the Queen.

Reference	Start Date	End Date	Wool (sack)	Woolfells (sack)	Hides (daker)	Misc. Fells (sack)	Cloth (dozen)
IV, 47-8	10/3/1407	19/3/1408	56.0	1.4	46.3	-	-
IV, 84-5	20/3/1408	14/5/1409	50.6	1.8	35	-	-
IV, 104-5	14/5/1409	10/7/1410	62.2	1.7	55.3	-	-
IV, 149-50	10/7/1410	9/7/1412	357.0	4.3	58.3	-	-
IV, 169-70	9/7/1412	29/6/1413	50.5	2.5	26.5	-	-
IV, 194-5	29/6/1413	16/6/1414	39.3	1.8	35.4	-	-
IV, 219-20	16/6/1414	17/6/1415	54.7	2.4	27	-	-
IV, 246	17/6/1415	22/6/1416	42.3	5.0	12.5	-	-
IV, 268-9	22/6/1416	14/6/1417	27.6	0.9	14.3	-	-
IV, 293-4	14/6/1417	5/6/1418	35.3	1.0	5	-	-
IV, 316-7	14/6/1418	26/7/1420	48.8	1.7	70	-	-
IV, 338	26/7/1420	16/7/1421	19.4	1.0	20	-	-
IV, 360-1	16/7/1421	11/7/1422	23.5	0.5	5	-	-
IV, 385-6	3/8/1424	11/5/1425	21.0	3.3	38.4	-	-
IV, 415-6	11/5/1425	22/4/1426	15.7	2.5	25.8	-	-
IV, 440-1	21/5/1427	29/4/1428	26.5	7.6	46.8	0	3
IV, 481-2	28/4/1428	20/4/1429	46.5	4.4	41.7	0	53.3
IV, 503-4	20/4/1429	20/3/1430	58.5	5.4	39.8	0	32
IV, 537-8	20/3/1430	27/4/1431	15.5	7.2	43.4	0	0
IV, 571-2	16/5/1433	5/6/1434	24.4	5.3	40.4	0	0
IV, 617-8	20/5/1434	14/7/1435	35.3	2.4	2.5	1.0	0
V, 132-3	21/7/1436	27/7/1443	26.3	17.3	207.5	-	-
V, 183-4	27/7/1443	17/7/1445	6.8	4.0	26.1	-	-
V, 223	17/7/1445	6/7/1446	3.4	3.5	47.7	-	-
V, 269	6/7/1446	6/7/1447	5.2	3.8	55	-	-
V, 314	7/7/1447	6/7/1448	8.6	2.9	32	-	-
V, 343	12/9/1448	17/7/1449	1.3	1.7	14	-	-
V, 375	17/7/1449	10/7/1450	1.5	6.2	32.5	-	-
V, 429	10/7/1450	14/7/1451	3.3	4.5	40.5	-	-

**A1-18: Inverkeithing**

<i>Reference</i>	<i>Start Date</i>	<i>End Date</i>	<i>Wool</i> (sack)	<i>Woolfells</i> (sack)	<i>Hides</i> (daker)	<i>Misc. Fells</i> (sack)	<i>Cloth</i> (dozen)	<i>Salmon</i> (barrel)	<i>Herring</i> (barrel)	<i>Salt</i> (chalden)	<i>Coal</i> (chalden)	<i>Re-exports</i> (d.)
V, 492	14/7/1451	28/11/1452	7.5	1.4	29	1.2	0	(0)	-	0	-	-
V, 550	28/11/1452	12/6/1453	1.8	1.1	21.5	1.8	0	(0)	-	-	-	-
V, 629	12/6/1453	13/7/1454	1.7	3.8	64.8	1.1	0	(0)	-	-	-	-
VI, 21-2	13/7/1454	23/7/1455	1.3	1.5	49	1.1	0	(0)	-	-	-	-
VI, 129	23/7/1455	25/9/1456	0.8	1.5	19	1	0	(0)	-	-	-	-
VI, 301	25/9/1456	13/7/1457	1.8	2.0	49.3	2.0	0	(0)	-	-	-	-
VI, 393-4	13/7/1457	3/7/1458	3.8	1.8	20	2.4	0	(0)	-	-	-	-
VI, 492-3	3/7/1458	9/7/1459	4.6	1.0	20.3	0.8	0	(0)	-	-	-	-
VI, 592	9/7/1459	4/7/1460	6.5	2.3	61	1.5	6.7	(0)	-	0	-	-
VII, 153	4/7/1460	18/8/1462	9.7	3.1	75	2.8	3	(0)	-	0	-	-
VII, 218	18/8/1462	21/9/1463	18.0	1.0	27	1.2	16.7	(0)	-	0	-	-
VII, 290	21/9/1463	19/6/1464	2.3	2.0	10	2.8	0	(0)	-	0	-	-
VII, 368	19/6/1464	4/7/1465	7.5	1.1	49	1.6	10	(0)	-	0	-	-
VII, 428	4/7/1465	2/7/1466	2.0	1.8	27	2.3	0	(0)	-	0	-	-
VII, 509	2/7/1466	3/6/1467	2.5	1.3	18	2.3	0 <sup>1</sup>	(0)	-	0	-	-
VII, 586-7	3/6/1467	4/7/1468	4.0	1.0	31.7	2.1	0	2	-	0	-	-
VII, 659	4/7/1468	20/7/1469	1.0	2.2	28	2.0	0	0	-	0	-	-
VIII, 125-6	10/7/1470	26/6/1471	7.8	2.2	37	3.1	0	0	0	0	-	-
VIII, 196	3/7/1472	13/7/1473	4.7	2.6	39	3.6	0	0	0	0	-	-
VIII, 252	13/7/1473	1/7/1474	8.6	2.0	42.5	2.9	0	0	0	0	-	-
VIII, 316	1/7/1474	5/7/1475	5.8	2.1	68	3.9	63.3	0	0	0	-	-
VIII, 384	5/7/1475	26/7/1476	5.6	5.5	40	6.2	2	0	9	0	-	-
VIII, 460	16/7/1476	15/7/1477	3.0	2.5	61	4.9	13	0	9	0	-	-
VIII, 542-3	15/7/1477	6/7/1478	0.0	0.6	9.5	2.0	25	0	11	0	-	-
VIII, 622	6/7/1478	16/6/1479	8.9	3.3	86.5	4.7	12	0	0	0	-	-
IX, 69	16/6/1479	4/7/1480	8.7	3.3	44	5.2	10	0	0	0	-	-
IX, 148-9	4/7/1480	12/7/1481	10.8	0.5	15.3	1.3	10	0	0	0	-	-
IX, 200	12/7/1481	27/6/1482	9.3	2.3	32.5	5.7	13	0	0	0	-	-
IX, 222	27/6/1482	28/6/1483	6.6	2.2	34	6.1	19	0	0	0	-	-
IX, 292	28/6/1483	6/8/1484	4.7	1.2	12	3.9	7	0	0	0	-	-

<sup>1</sup> Woollen cloth was fraudulently exported by Robert Broune and his accomplices. The customars were ordered to arrest Robert and bring the fine to the Exchequer.

**A1-18: Inverkeithing**

<i>Reference</i>	<i>Start Date</i>	<i>End Date</i>	<i>Wool</i> (sack)	<i>Woolfells</i> (sack)	<i>Hides</i> (daker)	<i>Misc. Fells</i> (sack)	<i>Cloth</i> (dozen)	<i>Salmon</i> (barrel)	<i>Herring</i> (barrel)	<i>Salt</i> (chalden)	<i>Coal</i> (chalden)	<i>Re-exports</i> (d.)
IX, 338	6/8/1484	7/7/1485	1.9	0.9	8.5 <sup>1</sup>	2.5	12	0	0	0	-	-
IX, 439-40	7/7/1485	4/7/1486	8.3	2.3	0	4.1	0	0	0	0	0	-
IX, 538	4/7/1486	9/7/1487	1.3	2.4	0	6.6	4	0	0	0	0	-
X, 54-5	9/7/1487	30/7/1488	3.6	0.8	6	2.3	0	0	0	0	0	0
X, 135	30/7/1488	8/7/1489	3.5	1.4	12	2.6	10	0	0	0	0	0
X, 301	8/7/1489	Ca. 1490	1.5	0.5	0	0.5	0	0	0	0	0	0
X, 301	Ca. 1490	8/7/1491	0.0	0.0	0	0.3	0	0	0	0	0	0
X, 355	8/7/1491	14/7/1492	0.0	0.6	0	0.3	0	0	0	0	0	0
X, 383	14/7/1492	15/7/1493	0.7	0.3	0	0.4	0	0	0	0	0	0
X, 459	15/7/1493	23/6/1494	3.1	0.1	0	1.5	0	0	0	0	0	0
X, 528-9	23/6/1494	6/8/1495	4.5	0.1	0	1.3	0	0	0	0	0	0
X, 609	6/8/1495	23/6/1496	3.8	1.6	10.5	1.6	0	0	0	0	0	0
X, 117	23/6/1496	3/7/1498	0.7	0.3	6	1.3	0	0	0	0	0	0
X, 221	3/7/1598	17/1/1500	11.8	0.5	2	0.4	0	0	0	0	0	0
X, 262-3	17/1/1500	13/11/1500	0.5	0.1	0	0.4	0	0	12	0	0	0
X, 368	13/11/1500	5/7/1501	3.8	0.5	0	0.5	0	0	0	0	0	0
XII, 84	5/7/1501	26/7/1502	0.0	0.8	1	1.9	0	0	0	0	0	0
XII, 160	26/7/1502	4/7/1503	0.8	0	2	0.9	0	0	0	0	0	0
XII, 258	4/7/1503	14/6/1504	0	0	5	0	0	0	60	0	0	0
XII, 472	14/6/1504	1505 <sup>2</sup>	-	-	-	-	-	-	-	-	-	-
XII, 472	1505	10/7/1506	1.7	1.0	2.5	1.5	1.7	0	0	0	0	0
XII, 598	10/7/1506	30/8/1507 <sup>3</sup>	-	-	-	-	-	-	-	-	-	-
XIII, 89	30/8/1507	5/7/1508	0	0	6	1	0	0	0	0	0	0
XIII, 227	5/7/1508	16/6/1509	0	0	9.5	1.3	0	0	0	0	0	0
XIII, 369	16/6/1509	9/8/1510	0.5	0.5	7	0.5	0	0	0	0	0	0
XIII, 384	9/8/1510	17/7/1511	0.8	0.5	11	0.4	0	0	0	0	0	0
XIII, 490	17/7/1511	28/7/1512	0	0	0	0.8	0	0	0	0	0	0
XIV, 195	28/7/1512	9/8/1516	0	0.5	0	3.3	0	0	0	0	0	0

<sup>1</sup> Not including 16 dakers customed at Edinburgh.

<sup>2</sup> Customs leased for £3 per year.

<sup>3</sup> Individual goods not listed; total customs were £2 2s.

## A1-18: Inverkeithing

Reference	Start Date	End Date	Wool (sack)	Woolfells (sack)	Hides (daker)	Misc. Fells (sack)	Cloth (dozen)	Salmon (barrel)	Herring (barrel)	Salt (chalden)	Coal (chalden)	Re-exports (d.)
XIV, 266	9/8/1516	24/7/1517	0	1.8	5	1	14	0	0	0	0	0
XIV, 332	24/7/1517	3/8/1518	0	0.7	5.8	1.9	36.3	0	0	0	0	0
XIV, 372-3	3/8/1518	Ca. 1519	0	1.8	9	0	13.5	0	0	0	0	0
XIV, 372-3	Ca. 1519	27/11/1520	0	0.8	0	0	11	0	0	0	0	0
XIV, 434	27/11/1520	19/2/1522	0	1	12	0	9	0	0	0	0	0
XV, 59-60	19/2/1522	16/3/1524	0	0.4	7	0	8	0	0	0	0	0
XV, 273-4	17/3/1524	4/8/1526 <sup>1</sup>	-	-	-	-	-	-	-	-	-	-
XV, 361	4/8/1526	16/7/1527 <sup>2</sup>	-	-	-	-	-	-	-	-	-	-
XV, 440	16/7/1527	13/7/1528 <sup>3</sup>	-	-	-	-	-	-	-	-	-	-
XV, 511	13/7/1528	26/7/1529 <sup>4</sup>	-	-	-	-	-	-	-	-	-	-
XVI, 36	26/7/1529	27/7/1530 <sup>5</sup>	-	-	-	-	-	-	-	-	-	-
XVI, 59	27/7/1530	26/7/1531 <sup>6</sup>	-	-	-	-	-	-	-	-	-	-
XVI, 148	26/7/1531	16/7/1532 <sup>7</sup>	-	-	-	-	-	-	-	-	-	-
XVI, 360	16/7/1532	19/9/1534	0	0.8	7	1.1	6.5	0	0	0	0	0
XVI, 379	19/9/1534	31/8/1535 <sup>8</sup>	-	-	-	-	-	-	-	-	-	-
XVII, 43	12/8/1536	11/8/1537	0	0.9	3	0	0	0	0	0	0	0
XVII, 63	11/8/1537	16/9/1538	0	0	0	0.6	12	0	0	0	0	0
XVII, 180	16/9/1538	20/8/1539	0	0	4	0.2	8	0	0	0	0	0
XVII, 299	20/8/1539	7/8/1540	0	0	11	0.9	14.5	0	0	0	0	0
XVII, 394-5	7/8/1540	25/8/1541	0	0	1.4 <sup>9</sup>	1.0 <sup>9</sup>	12	0	6	0	0	0
XVIII, 71	25/8/1541	29/4/1545	0	0	14	0	14	0	0	0	0	0

<sup>1</sup> Individual goods not listed; total customs were £8 9s. 8d.

<sup>2</sup> Individual goods not listed; total customs were £1 13s.

<sup>3</sup> Individual goods not listed; total customs were £3 3s. 8d.

<sup>4</sup> Individual goods not listed; total customs were £2 8s.

<sup>5</sup> Individual goods not listed; total customs were £1 6s. 8d.

<sup>6</sup> Individual goods not listed; total customs were £1 11s. 4d.

<sup>7</sup> Individual goods not listed; total customs were £2 3s. 8d.

<sup>8</sup> Individual goods not listed; total customs were £1 19s. 4d.

<sup>9</sup> Including hides and shorlings exported in a boat from Limekilns; the customar did not inspect the goods, but came to an agreement with John Scherlie in Alloa for the full custom value- 14 dakers (lege 14 hides?) and a sack of shorlings (ca. 460?) 30s.

### A1-18: Inverkeithing

<i>Reference</i>	<i>Start Date</i>	<i>End Date</i>	<i>Wool</i> (sack)	<i>Woolfells</i> (sack)	<i>Hides</i> (daker)	<i>Misc. Fells</i> (sack)	<i>Cloth</i> (dozen)	<i>Salmon</i> (barrel)	<i>Herring</i> (barrel)	<i>Salt</i> (chalden)	<i>Coal</i> (chalden)	<i>Re-exports</i> (d.)
XIX, 219-20	15/1/1562 <sup>1</sup>	23/8/1563	0	1.5	3.5	1.4	1.7	0	0	0	12	0
XX, 96-7	1/8/1565 <sup>2</sup>	13/10/1572	0	5.9	39	6.8	8.7	0	0	11	0	0
XX, 143-4	13/10/1572	27/10/1574	0	1	5	1.4	5	0	0	2.5	50	0
XX, 248	18/3/1576 <sup>3</sup>	13/11/1576	0	0.5	1.5	1.3	0	0	0	1.25	0	0
XX, 274	13/11/1576	14/12/1577	0	0	0	0	0	0	0	106	12	0
XX, 293	14/12/1577	1/12/1578	0	0	0	1.9	0	0	0	0	71	0
XX, 311-2	1/12/1578	1/12/1579	0	1.5	6	0.9	0	0	0	0	9	0
XXI, 160	1/12/1579	1/8/1581	0	0.5	1	1.3	0	0	0	0	135	0
XXI, 205-6	1/8/1581	15/8/1582	0	0	0	0	0	0	0	0	96	0
E.71/17/2	1/12/1582	24/3/1583	0	0	0	0	0	0	0	0	93	0
XXII, 245	1/10/1591	19/7/1592	0	1	10	0	0	0	0	0	12	0
XXII, 332	19/7/1592	16/7/1593	0	0	0	0.6	0	0	0	0	0	0
XXII, 419	16/7/1593	3/7/1594	0	0	0	1	30	0	0	0	12	240 <sup>4</sup>
XXIII, 86	3/7/1594	16/7/1595	0	0	0	0	0	0	0	0	20	0
XXIII, 128-9	16/7/1595	15/7/1596	0	0.5	2	0	0	0	0	0	0	960 <sup>4</sup>
XXIII, 186	15/7/1596	15/7/1597	0	0	0	0.8	0	0	0	0	0	0
XXIII, 241	15/7/1597	15/7/1598	0	0	0	0.5	0	0	0	0	0	0

<sup>1</sup> The Exchequer complained about the absence of Inverkeithing's customars in the past.

<sup>2</sup> The Exchequer noted the customar had not accounted for their period 23/8/1563-1/8/1565.

<sup>3</sup> The Exchequer noted the customar had not accounted for their period 22/10/1574-18/3/1576.

<sup>4</sup> Timber.

**A1-19: Inverness et al.**

<i>Reference</i>	<i>Start Date</i>	<i>End Date</i>	<i>Wool (sack)</i>	<i>Woolfells (sack)</i>	<i>Hides (daker)</i>
I, 446	20/10/1336	31/12/1337 <sup>1</sup>	-	-	-
II, 97-8	3/6/1361	11/8/1362 <sup>2</sup>	58.50 <sup>3</sup>	0	300.4
II, 196-7	31/10/1364	25/10/1365	35.56	0	282.6
II, 197	25/10/1365	14/1/1366	9.27	0.06	165.3
II, 242-3	14/1/1366	20/9/1366	18.23	0.12	313.7
II, 243	20/9/1366	16/1/1367	12.83	0	188.6
II, 269	16/1/1367	10/3/1367	23.17	0	243.6
II, 269	12/3/1367	12/1/1368	9.42	0	25.3
II, 320-1	10/1/1369	17/1/1370	47.25	0	444.3
II, 380	6/2/1372 <sup>4</sup>	12/2/1373	103.42	8.23	460
II, 408	12/2/1373 <sup>5</sup>	14/2/1374	75.71	1.52	320.4
II, 482-3	8/2/1375 <sup>5</sup>	11/3/1376	64.83	2.05	653.1
II, 5312	11/3/1376 <sup>5</sup>	5/2/1377	65.75	2.73	294.2
II, 568-9	5/2/1377 <sup>4</sup>	15/3/1378	62.04	1.80	184.5
II, 615-6	15/3/1378 <sup>5</sup>	31/3/1379	76.25	5.34	322.9
III, 14-5	31/3/1379 <sup>5</sup>	13/2/1380	62.71	3.25	393.5

<sup>1</sup> No individual goods given; the customs were £36 10s. 6d.

<sup>2</sup> Includes Elgin (and presumably Forres).

<sup>3</sup> The wool customs are only to 25/7/1362.

<sup>4</sup> Includes Forres and Elgin.

<sup>5</sup> Presumably includes Forres and Elgin, although not explicitly stated.

<i>Reference</i>	<i>Start Date</i>	<i>End Date</i>	<i>Wool (sack)</i>	<i>Woolfells (sack)</i>	<i>Hides (daker)</i>
III, 44	13/2/1380 <sup>5</sup>	1/3/1381 <sup>6</sup>	-	-	-
III, 95-6	13/4/1382 <sup>5</sup>	16/2/1383 <sup>7</sup>	5.29	2.73	560.3
III, 111-2	1/3/1384 <sup>2</sup>	7/3/1385 <sup>8</sup>	7.96 <sup>9</sup>	0.83	297.1
III, 137	7/3/1385 <sup>5</sup>	31/3/1387	0	0	77.9
III, 634	1/8/1405	25/3/1406	0	0	493
IV, 119	15/5/1409	18/7/1410	0	0	173.5
IV, 173	18/7/1410	1411	0	0	611
IV, 173	1411	1/7/1413	0	0	190.7
IV, 227-8	21/7/1413	22/6/1415	0	0	1100.4
IV, 255	22/6/1415	19/6/1416	0	0	318
IV, 297-8	19/6/1416	9/6/1418	0	0	801.1
IV, 382	28/6/1424	15/5/1425	0	0	379.8

<sup>6</sup> The account is mostly illegible, the total customs were £266 2s. 8d.

<sup>7</sup> The customar was absent from the 1382 audit; he was charged £27 for the customs for that year.

<sup>8</sup> It was noted that in this and previous years, certain lords' goods were customed but they refused to pay.

<sup>9</sup> Not including 4.5 sacks of wool customed at Aberdeen.



A1-19: Inverness et al.

Reference	Start Date	End Date	Wool (sack)	Woolfells (sack)	Hides (daker)	Misc. Fells (sack)	Cloth (dozen)	Salmon (barrel)	Cod (no.)	Herring (barrel)
IV, 452	26/5/1427	6/5/1428	0.23	0	99.3	2.93	27.5	(0)	-	-
IV, 497-8	6/5/1428	13/3/1430 <sup>1</sup>	0	0	186.9	1.81	15.7	(0)	-	-
IV, 538-9	13/3/1430	28/4/1431	0	0	223	0.36	4	(0)	-	-
IV, 576-7	28/4/1431	1432 <sup>2</sup>	-	-	-	-	-	-	-	-
IV, 576-7	1432	8/6/1434	0	0	604.8	1.26	0	(0)	-	-
IV, 611	8/6/1434	1/7/1435	0	0	146.5	<sup>3</sup>	<sup>3</sup>	(0)	-	-
V, 191	6/7/1436	4/8/1445	0	0	3307	-	-	-	-	-
V, 265	4/8/1445	4/7/1447	0	0	994.4	-	-	(0)	-	-
V, 313-4	4/7/1447	12/9/1448	1.00	0	188	-	-	(0)	-	-
V, 379-80	12/9/1448	17/7/1450	0	0	276.8	-	-	(0)	-	-
V, 421	17/7/1450	7/7/1451	0	0	324.6	-	-	(0)	-	-
V, 630-1	7/7/1451	19/7/1454	0	0	707.2	-	0	(0)	-	-
VI, 24	19/7/1454	31/7/1455	0	0	468	-	0	(0)	-	-
VI, 303	31/7/1455	15/7/1457	0	0	244.3	-	0	(0)	-	-
VI, 392	15/7/1457	1/7/1458	0	0	394.6	-	0	(0)	-	-
VI, 589	1/7/1458	1/7/1460	0	0	340.9	-	0	(0)	-	-
VII, 296	1/7/1460	12/10/1464 <sup>4</sup>	0	0	983.6	-	0	(0)	-	-
VII, 370	12/10/1464	6/8/1465	0	0	112.8	-	0	(0)	-	-
VII, 430	6/8/1465	14/7/1466	0	0	168.5	-	0	(0)	-	-
VII, 499-500	14/7/1466	30/5/1467	0	0	56.5	-	0	(20)	-	-
VIII, 130-1	30/5/1467	1470	0	0	212.2	<sup>5</sup>	<sup>5</sup>	<sup>5</sup>	-	-
VIII, 130-1	1470	6/7/1471	0	0	108.3	<sup>5</sup>	<sup>5</sup>	<sup>5</sup>	-	-
VIII, 194	14/7/1472	8/7/1473	0	0	92.5	0	0	0	0	0
VIII, 392-3	1/10/1475 <sup>6</sup>	12/8/1476	0	0	55.5	0	0	47	0	0

<sup>1</sup> There were no customs in the second year of this account because no ships arrived.

<sup>2</sup> No individual goods given; the customs were £34 13s. 5d.

<sup>3</sup> The customs for woollen cloth and all fells was 282.5d.

<sup>4</sup> Customs were not charged on wool, cloth, woolfells, scaldings, shorings, lamb skins, fox, lotricorium, maticum or certain hides or dressed beasts, and marten skins, because the customars claimed there were none. Customars were ordered to levy the customs in future.

<sup>5</sup> Not charged any cloth, salmon or other fish, fells of calf, wool, shorings, scaldings, futefells, rabbit, "madinorum"; which the customar claimed were not in his commission. He was commanded to levy duties on them in future.

<sup>6</sup> No account since 8/7/1473 because the customar had been killed.

**A1-19: Inverness et al.**

<i>Reference</i>	<i>Start Date</i>	<i>End Date</i>	<i>Wool (sack)</i>	<i>Woolfells (sack)</i>	<i>Hides (daker)</i>	<i>Misc. Fells (sack)</i>	<i>Cloth (dozen)</i>	<i>Salmon (barrel)</i>	<i>Cod (no.)</i>	<i>Herring (barrel)</i>
VIII, 467	12/8/1476	29/7/1477	0	0	16.5	0	0	0	0	0
VIII, 627	18/7/1478 <sup>1</sup>	14/7/1479	0	0	37.6	0	0	288	0	0
IX, 152	- <sup>2</sup>	28/7/1481	0	0	60	0	0	65	0	0
IX, 445-6	31/7/1485 <sup>3</sup>	1/8/1486	0	0	15	0	0	396	1,250	0
	1/8/1486	1489 <sup>4</sup>	-	-	-	-	-	-	-	-
XI, 48	8/3/1495 <sup>5</sup>	10/10/1497	2 <sup>6</sup>	0	71 <sup>6</sup>	0	0	542 <sup>6</sup>	0	0
XI, 226-7	10/10/1497 <sup>5</sup>	30/1/1500	0	0	59.7	0	0	655	0	0
XI, 261	30/1/1500 <sup>5</sup>	5/11/1500	0	0	29	0	0	245	0	0
XII, 93	5/11/1500 <sup>7</sup>	28/10/1501	0	0	37.5	0	0	263 <sup>8</sup>	0	0
XII, 369	1/2/1505 <sup>9</sup>	7/7/1505	0	0	55.5	0	0	81	3,600	0
XII, 474	7/7/1505 <sup>10</sup>	15/7/1506	-	-	-	-	-	-	-	-
	15/7/1506	13/7/1508 <sup>11</sup>	-	-	-	-	-	-	-	-
	13/7/1508	28/7/1513 <sup>12</sup>	-	-	-	-	-	-	-	-
XIV, 336	1/8/1517 <sup>13</sup>	28/8/1518	0	0	70	0	0	304	0	0
XIV, 373	28/8/1518	Ca. 1519	0	0	110	0	0	334.5	0	0

<sup>1</sup> Includes Forres and Elgin.

<sup>2</sup> Account for Caithness, Strathnaver, and Caithness.

<sup>3</sup> Account for Inverness, Elgin, Forres, Banff, Nairn and all places north of the water of Deveron.

<sup>4</sup> Customs of Inverness, Elgin, Forres, Banff, and Nairn leased for £20 per year. *E.R.*, IX, 549; X, 64, 145

<sup>5</sup> Account for Inverness, Elgin, Forres, and the ports of Ross.

<sup>6</sup> Including 2 sacks of wool, 40 dakers of hides and 120 barrels of salmon exported by the Abbot of Kinloss, which custom the Abbot withheld, for which he is called. In following account the Auditors ordered the customar to levy and collect the Abbot's customs.

<sup>7</sup> Account for Inverness, Elgin, and Forres.

<sup>8</sup> Including 72 barrels of salmon belonging to the Duke of Ross, and 12 barrels belonging to Gilbert Edmonston, carried in Gilbert Edmonston's ship which left without a cocket, for which Gilbert is called.

<sup>9</sup> Account for Inverness, Elgin, Forres, and Dingwall.

<sup>10</sup> Account for Moray, Ross, and Caithness. Letters appointing the customar state the lease was for Inverness, Elgin, Forres, Nairn, Tain, Dingwall, and all the areas between Banff and Orkney. *R.S.S.*, I, no. 1129, Customs leased for £50 per year.

<sup>11</sup> Customs of Moray, Ross, and Caithness leased for £50 per year. *E.R.*, XII, p. 593; XIII, p. 91 The actual lease states the jurisdiction was for Inverness, Elgin, Forres, Nairn, Tain, Dingwall, and all the areas between Banff and Orkney. *R.S.S.*, I, no. 1129.

<sup>12</sup> The customs for Northern parts beyond the Spey were leased for £50 per year. *E.R.*, XIII, pp. 233, 368, 490, 573-4.

<sup>13</sup> From this time, and thereafter, the jurisdiction was titled Inverness, Ross, Sutherland, and Caithness (hereafter IRSC).

**A1-19: Inverness et al.**

<i>Reference</i>	<i>Start Date</i>	<i>End Date</i>	<i>Wool</i> (sack)	<i>Woolfells</i> (sack)	<i>Hides</i> (daker)	<i>Misc. Fells</i> (sack)	<i>Cloth</i> (dozen)	<i>Salmon</i> (barrel)	<i>Cod</i> (no.)	<i>Herring</i> (barrel)
XIV, 373	Ca. 1519	28/11/1520	0	0	77.6	0	0	352 <sup>1</sup>	0	0
XIV, 440-1	28/11/1520	7/3/1522	0	0	72.6	0	0	- <sup>2</sup>	0	0
	1/8/1525 <sup>3</sup>	25/9/1537 <sup>4</sup>	-	-	-	-	-	-	-	-
XVII, 62	25/9/1537	10/9/1538	0	0	40	0	0	385	0	0
XVII, 181	10/9/1538	27/8/1539	0	0	7	0	0	320	0	0
XVII, 302	27/8/1539	18/8/1540	0	0	55	6.25	0	889 <sup>5</sup>	2,400 <sup>5</sup>	312
XVII, 398	18/8/1540	31/8/1541	0	0	26	0	0	959	0	0
XVII, 461	31/8/1541	13/7/1542	0	0	16	2.5	0	767	0	0
	20/8/1545 <sup>6</sup>	22/10/1556 <sup>7</sup>	-	-	-	-	-	-	-	-
	22/10/1556	20/10/1565 <sup>8</sup>	-	-	-	-	-	-	-	-
XIX, 323-4	20/10/1565	20/9/1566	0	0	16	0	0	107	0	0
	20/9/1566	1/11/1579 <sup>9</sup>	-	-	-	-	-	-	-	-

<sup>1</sup> Of which 161 barrels of salmon were charged in the next account.

<sup>2</sup> The 161 barrels of salmon in the account were for the previous year; and the customer did not include salmon for the present year.

<sup>3</sup> The Exchequer noted the customers did not present any accounts for the period 7/3/1522-1/8/1526 (sic 1525?).

<sup>4</sup> Customs were leased for £26 13s. 4d. per year. *E.R.*, XV, pp. 270, 360-1, 440, 513-4; XVI, pp. 34, 59, 151, 227, 359, 376; XVII, 49.

<sup>5</sup> Including 318 barrels exported before entry was made by the customer; but not including the unspecified quantity of cod exported in a ship to England prior to the customer's entry.

<sup>6</sup> The Exchequer noted the customers of Inverness did not present any accounts for the period 13/7/1542-20/8/1545.

<sup>7</sup> The customs of IRSC, and the sheriffdom of Nairn, were leased for £40 per year. *E.R.*, XVIII, pp. 88, 113, 118, 169, 195-6, 225, 258, 337.

<sup>8</sup> The customs of IRSC (perhaps with Nairn) were leased for £100 per year. *E.R.*, XIX, pp. 4, 37, 82, 110-11, 174, 195, 274-5, 293-4.

<sup>9</sup> The customs of IRSC (and from 1/1/1574 simply referred to as Inverness) were leased for £100 per year. *E.R.*, XX, pp. 150, 150, 250-1, 275, 313-4.

## A1-20: Irvine

<i>Reference</i>	<i>Start Date</i>	<i>End Date</i>	<i>Wool (sack)</i>	<i>Woolfells (sack)</i>	<i>Hides (daker)</i>	<i>Misc. Fells (sack)</i>	<i>Cloth (dozen)</i>	<i>Salmon (barrel)</i>	<i>Herring (barrel)</i>	<i>Coal (chalden)</i>
V, 125	-	13/7/1443	0	0.50	237.2	-	-	-	-	-
V, 145	13/7/1443	15/6/1444	0	1.80	49.5	-	-	-	-	-
V, 259-60	15/6/1444	22/6/1447	2.33	0	124.5	-	-	(0)	-	-
V, 297-8	22/6/1447	31/8/1448	0.75	0	112	-	-	(0)	-	-
V, 428-9	31/8/1448	13/7/1451	0.67	0	88	-	-	(0)	-	-
V, 632	13/7/1451	21/7/1454	0	0	253.5	-	0	(0)	-	-
VI, 9	21/7/1454	11/7/1455	0	0	46.75	-	0	(0)	-	-
VI, 394-5	11/7/1455	6/7/1458	0	0	128.5	-	50	(0)	-	-
VII, 297	6/7/1458	15/10/1464	2.00	0	43	-	11	(0)	-	-
VII, 662	15/10/1464	26/7/1469	0	0	195.6	-	0	(0)	0	-
VIII, 128	26/7/1469	2/7/1471 <sup>1</sup>	0	0	60	0	55	(0)	0	-
VIII, 248	2/7/1471	16/6/1474	0	0	47	0.5	40	(0)	0	-
VIII, 383	16/6/1474	5/7/1476	0	0	197	0	0	(0)	0	-
VIII, 457	5/7/1476	3/7/1477	0	0	34.5	0	0	(0)	0	-
VIII, 540	3/7/1477	30/6/1478	0	0	159	0	0	(0)	0	-
VIII, 621-2	30/6/1478	15/6/1479	0	0	120	0	20	0	396	-
IX, 65	15/6/1479 <sup>2</sup>	19/6/1480	0	0	60 <sup>2</sup>	0	40 <sup>2</sup>	0	672 <sup>2</sup>	-
IX, 144-5	19/6/1480 <sup>3</sup>	17/7/1481 <sup>4</sup>	0	0	0	0	0	0	1,380	-
IX, 211	11/11/1482	27/6/1483	0	0	37	0	0	0	0	-
IX, 282	27/6/1483	28/6/1484	0	0	70	0	0	0	0	-
IX, 446	19/7/1485	7/8/1486	0	0	0	0	0	0	0	-
IX, 541-2	7/8/1486	23/7/1487	0	0	0	0	0	0	168	0
X, 456	25/7/1492	16/6/1494 <sup>5</sup>	0	0	60	0	53.3	0	0	0
XI, 224-6	1/11/1498	24/1/1500 <sup>6</sup>	0	0	76.8	0	30	0	924	0
XII, 79	7/8/1501	9/7/1502	0	0	38	0	120 <sup>7</sup>	0	0	0

<sup>1</sup> In addition there were customs of £8 for unspecified goods collected by the late customar.

<sup>2</sup> Account for Irvine and Loch Fyne; the cloth and hides were from Irvine and the herring from Loch Fyne.

<sup>3</sup> Account for Irvine and Loch Fyne.

<sup>4</sup> From 1/9/1481 to 11/11/1482 Irvine was included in Dumbarton's account.

<sup>5</sup> From 16/6/141494-19/8/1495 Irvine included in Ayr's account.

<sup>6</sup> From 24/1/1500-7/8/1501 Irvine included in Dumbarton's account.

<sup>7</sup> Originally the cloth customs were assessed at 2,160d., but this was found to have been overcharged and should have paid 1,440d.

**A1-20: Irvine**

<i>Reference</i>	<i>Start Date</i>	<i>End Date</i>	<i>Wool</i> (sack)	<i>Woolfells</i> (sack)	<i>Hides</i> (daker)	<i>Misc. Fells</i> (sack)	<i>Cloth</i> (dozen)	<i>Salmon</i> (barrel)	<i>Herring</i> (barrel)	<i>Coal</i> (chalden)
XII, 154	9/7/1502	19/7/1503	0	0	0	0	30	0	128	0
XII, 267	19/6/1503	3/7/1504	0	0	95	0	202	0	91	0
XII, 376	3/7/1504	15/7/1505 <sup>1</sup>	0	0	48	0	130	0	0	0
XII, 598-9	10/7/1506	12/8/1507	0	0	15	0	120	0	13	0
XIII, 84-5	12/8/1507	5/7/1508	0	0	212	0	190	0	0	0
XIII, 226	5/7/1508	14/6/1509	0	0	107	0	415	0	0	0
XIII, 368	14/6/1509	6/8/1510	0	0	123.1	0.25	224	0 <sup>2</sup>	222	0
XIII, 381-2	6/8/1510	8/7/1511	1.00	0	108	0.13	120	0	144	0
XIII, 481	8/7/1511	19/7/1512	0	0	128.2	0	153.7	0	2	0
XIII, 570	19/7/1512	1/7/1513	0	0	149	0	50	2	0	0
XIV, 42	1/7/1513	1/7/1514	0	0	145	0	158.7	2	64	0
XIV, 92-3	1/7/1514	4/7/1515	0	0	176.5	0	90	5	31	0
XIV, 188	4/7/1515	16/7/1516 <sup>3</sup>	0	0	69	0	20	36	209	0
XIV, 261	16/7/1516	10/7/1517	0	0	83.1	0	287	4	0	0
XIV, 329	10/7/1517	6/7/1518	0	0	96	0	196.3	40.5	42	0
XIV, 432	6/7/1518	Ca. 1519	0	0	141	0	114	34.5	24	0
XIV, 432	Ca. 1519	Ca. 1520	0	0	114	0	134	54	0	0
XIV, 432	Ca. 1520	10/2/1522	0	0	110.5	0.19	161.3	106.5	156	0
XV, 50-1	10/2/1522	5/3/1524	0	0	72	0	125	82.5	44	0
XV, 178	5/3/1524	4/7/1525	0	0	48	0	110	0	0	0
XV, 265	4/7/1525	4/7/1526	0	0	83	0	252	12	218	0
XVII, 48	4/7/1526	26/7/1535 <sup>4</sup>	-	-	-	-	-	-	-	-
XVII, 48	7/8/1536	4/9/1537	0	0	21	0	420	51	165	0
XVII, 58	4/9/1537	12/8/1538	0	0	123	0	360	18	285	0
XVII, 179	12/8/1538	4/8/1539	0	0	76	0	285	145	337	0
XVII, 298	4/8/1539	28/7/1540 <sup>5</sup>	0	0	150	0	397	94	376	0
XVII, 391	28/7/1540	8/8/1541	0	1.00	68	0	551	48	761	0

<sup>1</sup> From 15/7/1505-10/7/1506 Irvine included in Ayr's account.

<sup>2</sup> 30 barrels of salmon were in the account which should not have been charged.

<sup>3</sup> In addition there was a further 47s. 1½d for certain hides, cloth and woolfells omitted (see also Ayr's account for these goods).

<sup>4</sup> Customs leased for £40 per year. *E.R.*, XV, pp. 358, 436, 509; XVI, pp. 34, 58, 146, 225-6, 357, 372.

<sup>5</sup> In addition customs of £3 4s. on certain goods bought by Irishmen.

**A1-20: Irvine**

<i>Reference</i>	<i>Start Date</i>	<i>End Date</i>	<i>Wool</i> (sack)	<i>Woolfells</i> (sack)	<i>Hides</i> (daker)	<i>Misc. Fells</i> (sack)	<i>Cloth</i> (dozen)	<i>Salmon</i> (barrel)	<i>Herring</i> (barrel)	<i>Coal</i> (chalden)
XVII, 457-8	8/8/1541	3/7/1542 <sup>1</sup>	0	0	74	0	523	39	979	15 <sup>2</sup>
XVIII, 47	3/7/1542	17/7/1543	0	0	56	0	112	29	420	0
	21/8/1546 <sup>3</sup>	12/9/1554 <sup>4</sup>	-	-	-	-	-	-	-	-
XVIII, 284	12/9/1554	10/9/1555	0	0	43.5	0	186	3	205	0
XVIII, 333-4	10/9/1555	8/11/1556	0	0	25	0	231	27	216	0
XIX, 4	8/11/1556	27/8/1557	0	0	58	0	208	24	123	0
XIX, 36	27/8/1557	30/8/1558	0	0	29	0	96	0	224	0
XIX, 84	30/8/1558	26/9/1559	0	0	15	0	175	6	246	0
XIX, 113	26/9/1559	2/11/1560	0	0	20	0	124	4	186	0
XIX, 173	2/11/1560	5/11/1561	0	0	6	0	207	0	300	0
XIX, 196	5/11/1561	8/11/1562	0	0	40	0	191	0	185	0
XIX, 222	8/11/1562	8/11/1563	0	0	0	0	245	13.5	90	0
XIX, 275	8/11/1563	8/11/1564	0	0	58	0	144	0	177	0
XIX, 293	8/11/1564	8/11/1565	0	0	0	0	151	0	306	0
	8/11/1565	13/10/1573 <sup>5</sup>	-	-	-	-	-	-	-	-
XX, 149	13/10/1573	13/10/1574	0	0	19	0	113	0	109	0
XX, 210-11	13/10/1574	13/2/1576	0	0	25	0	69	0	138.5	0
XXI, 216	13/2/1576	13/10/1582	0	0	108.5	0	800	0	1,080	0
XXII, 92	1/10/1589	1/10/1590	0	0	21	0	52	0	135	0
XXII, 246	1/10/1590	1/10/1591	0	0	5	0	125.3	0	140	0
XXII, 419	1/8/1592	4/7/1594	0	0	44	0	224	0	277	0
XXIII, 85	4/7/1594	5/7/1595	0	0	7	0	106.7	0	164	0
XXIII, 130-1	5/7/1595	21/7/1596	0	0	10	0	29	0	228	0
XXIII, 190	21/7/1596	21/7/1597	0	0	15	0	30	0	190	0
XXIII, 246	21/7/1597	1/3/1598	0	0	0	0	0	0	160	0
XXIII, 246	1/3/1598	21/7/1598	0	0	0	0	0	0	0	30
XXIII, 332	22/7/1598	1/12/1598	0	0	0	0	0	0	0	0

<sup>1</sup> In addition there were 408d. customs from re-exports of wine.

<sup>2</sup> 240 loads of coal customed at 240d.; a load paid custom duty as a boll and has been assumed to be a boll.

<sup>3</sup> The Exchequer noted the customer failed to account for 17/7/1543-21/8/1546.

<sup>4</sup> Customs leased for £20 per year. *E.R.*, XVIII, pp. 104, 116, 148, 172, 196, 222, 256.

<sup>5</sup> Customs leased for £13 6s. 8d. per year. *E.R.*, XX, pp. 21, 66, 97, 149.

## A1-21: Kinghorn

<i>Reference</i>	<i>Start Date</i>	<i>End Date</i>	<i>Wool (sack)</i>	<i>Woolfells (sack)</i>	<i>Hides (daker)</i>
III, 69	1/10/1381	6/3/1382	31.3	5.57	7
III, 116	6/3/1382	11/3/1385	59.0	4.14	86.7
III, 138	11/3/1385	31/3/1386	12.3	0.67	10
III, 148	30/3/1386	15/5/1387	22.8	2.00	50
III, 303-4	10/4/1391	3/2/1393	19.6	2.42	55
III, 329	3/2/1393	24/3/1394	11.1	1.50	8.4
III, 360	24/3/1394	4/4/1395	3.3	1.62	16.4
III, 386	4/4/1395	23/4/1396	20.2	4.06	14.3
III, 416	24/4/1396	27/5/1397	83.0	0.58	0
III, 443-4	27/5/1397	30/4/1398	17.3	1.79	37
III, 469-70	30/4/1398	5/5/1399	11.3	1.25	27.5
III, 499-500	5/5/1399	18/5/1400	13.9	1.29	22
III, 524-5	17/5/1400	7/6/1401	47.2	3.07	75.7
III, 550	7/6/1401	9/7/1402	70.3	1.83	35
III, 574	9/7/1402	19/6/1403	74.2	1.60	61
III, 602	19/6/1403	8/7/1404	35.6	0.96	15
III, 634	8/7/1404	27/3/1406	11.0	0.56	21
IV, 134-5	1/8/1411 <sup>1</sup>	4/6/1412	144.8	0.48	8.5
IV, 167-8	4/6/1412	26/6/1413	8.2	0.60	13.4
IV, 198-99	28/6/1413	22/6/1414	11.3	0.39	4
IV, 227	22/6/1414	22/6/1415	0.6	0.46	9.2
IV, 245	23/6/1415	20/6/1416	2.9	0.83	4
IV, 271	20/6/1416	14/6/1417	5.5	0.73	10
IV, 302	14/6/1417	10/6/1418	7.0	0.56	7
IV, 313	10/6/1418	22/7/1420	3.9	2.08	56
IV, 345	22/7/1420	20/7/1421	7.2	0.46	21
IV, 367	20/7/1421	14/7/1422	3.0	0.00	0
IV, 387	22/7/1424	12/5/1425	0.8	0.83	6

<sup>1</sup> The Exchequer noted the custumars had failed to render accounts since 27/3/1406.

## A1-21: Kinghorn

Reference	Start Date	End Date	Wool (sack)	Woolfells (sack)	Hides (daker)	M. Fells (sack)	Cloth (dozen)	Salmon (barrel)	Herring (barrel)	Cod (no.)	Oil (barrel)	Salt (chr.)	Coal (chr.)	Corn (chr.)	Re-expt. (d.)
IV, 416	11/5/1425	22/4/1426	0	1.92	24	0	0	-	-	-	-	-	-	-	-
IV, 619	1432-3	14/7/1435 <sup>1</sup>	-	-	-	-	-	(0)	-	-	-	0	-	-	-
V, 226	1445 <sup>2</sup>	9/7/1446	2.4	1.97	0.5	-	-	-	-	-	-	-	-	-	-
V, 262	9/7/1446	1/7/1447	0.8	2.40	1	-	-	(0)	-	-	-	-	-	-	-
V, 303-4	1/7/1447	7/9/1448	2.8	0.53	2	-	-	(0)	-	-	-	-	-	-	-
V, 374	7/9/1448	10/7/1450	1.3	0.77	0	-	-	(0)	-	-	-	-	-	-	-
V, 507-8	10/7/1450	7/12/1452	0	1.38	0	-	0	(0)	-	-	-	0	-	-	-
VI, 501	<sup>3</sup>	18/7/1459	1.6	1.25	4	-	0	(0)	-	-	-	-	-	-	-
VI, 586	18/7/1459	25/6/1460	1	1.35	4	-	0	(0)	-	-	-	-	-	-	-
VII, 218-9	25/6/1460	22/9/1463	8.1	0.58	4	-	0	(0)	-	-	-	0	-	-	-
VII, 291	22/9/1463	20/6/1464	4.2	1.01	0	-	0	(0)	-	-	-	0	-	-	-
VII, 430	20/6/1464	16/7/1466	7.0	1.00	10	-	0	(0)	-	-	-	0	-	-	-
VIII, 137	3/7/1470	15/7/1471	0	0.50	4	0.25	0	0	0	0	0	0	-	-	-
VIII, 197	21/7/1472	21/7/1473	0	0.83	0	0.25	0	14	0	0	0	0	-	-	-
VIII, 385-6	22/7/1473	23/7/1476 <sup>4</sup>	1.3	0.50	4.8	0.19	0	4	54	0	0	0	-	-	-
VIII, 461	23/7/1476	16/7/1477	3.1	0.40	2.7	0.56	29	0	42	0	0	0	-	-	-
VIII, 543	16/7/1477	7/7/1478	0	0.50	8	0.31	5	0	144	0	0	0	-	-	-
VIII, 625	7/7/1478	25/6/1479	0	0	24	0	14	1	178	0	0	0	-	-	-
IX, 73	25/6/1479	4/7/1480	0	0.25	9.7	0.06	0	3	22	0	0	0	-	-	-
IX, 152	4/7/1480	28/7/1481	0	0	21.5	0	0	2	0	0	0	0	-	-	-
IX, 203	28/7/1481	9/9/1482	0	0.21	42.1	0	10.4	0	0	0	0	0	-	-	-
IX, 225	9/9/1482	3/7/1483	0	0.10	14	0.38	11	0	0	0	0	0	-	-	-
IX, 291	3/7/1483	28/7/1484	0	0	12	0	0	0	0	0	0	0	-	-	-
IX, 339	28/7/1484	8/7/1485	0	0.88	22.7	0	0	0	0	0	0	0	-	-	-
IX, 445	8/7/1485	28/7/1486	0	0.13	3	0.56	0	0	0	0	0	0	-	-	-
IX, 540	28/7/1486	19/7/1487	1.5	0.25	0	0.56	8	0	52	0	0	0	-	-	-
X, 56-7	19/7/1487	2/8/1488	2.0 <sup>5</sup>	0	0	0	0	0	56	480	0	0	-	-	-

<sup>1</sup> Individual goods not listed; total customs £5 6s. 8d. (old money).

<sup>2</sup> The account covers from the 1445 Exchequer audit; in addition there was £1 8d. of customs prior to the audit, but it is not known how long before; the burgh's customs may have been in the hands of the Queen.

<sup>3</sup> From the entry of the customar to office; he did not account for the period before his entry.

<sup>4</sup> There was an additional £3 in customs for the first year or two of the account.

<sup>5</sup> The customar claimed Dugald Campbell of Edinburgh exported 2 sacks of wool, for which he and witnesses are called.



## A1-21: Kinghorn

Reference	Start Date	End Date	Wool (sack)	Woolfells (sack)	Hides (daker)	M. Fells (sack)	Cloth (dozen)	Salmon (barrel)	Herring (barrel)	Cod (no.)	Oil (barrel)	Salt (chr.)	Coal (chr.)	Corn (chr.)	Re-expt. (d.)
X, 233	2/8/1488	5/7/1490	0.5 <sup>1</sup>	0.50	24	1.25	8	0	96	0	0	0	-	-	-
X, 352	5/7/1490	Ca. 1491	0	0.25	5 <sup>2</sup>	0.25	0	0	0	0	0	0	0	0	0
X, 352	Ca. 1491	3/7/1492	0	0	10	0	10	0	10	0	0	0	0	0	0
X, 531	3/7/1492	12/8/1495	0	0	25	0.38	5	5	117	0	0	0	0	0	0
X, 607	12/8/1495	28/6/1496	0	0	9	0.06	5	0	0	0	0	0	0	0	0
XI, 118	28/6/1496	27/5/1497 <sup>3</sup>	-	-	-	-	-	-	-	-	-	-	-	-	-
XI, 118	27/5/1497	27/6/1498 <sup>4</sup>	0.5	0.25	23	1.69	10.7	0	0	840	0	0	0	0	0
XI, 221	3/7/1498	17/1/1500	0	0.50	10	1.10	0	0	54	0	0	0	0	0	0
XI, 272	17/1/1500	5/12/1500	0	0	8	0.50	5	0	110	0	0	0	0	0	0
XI, 367-8	5/12/1500	5/7/1501	0	0.25	5	0.44	0	0	10	0	0	0	0	0	0
XII, 78	5/7/1501	6/7/1502	0	0	7	1.13	0	0	0	0	0	0	0	0	0
XII, 158-9	6/7/1502	3/7/1503	0	0.25	6.5	0.50	0	0	4	0	0	0	0	0	0
XII, 258-9	3/7/1503	17/6/1504	0	0	6	0	0	0	62	0	0	0	0	0	0
XII, 371	17/6/1504	14/7/1505	0	0	7.5	0.75	0	0	32	0	0	0	0	0	0
XVII, 43	13/8/1535	Ca. 1536 <sup>5</sup>	-	-	-	-	-	-	-	-	-	-	-	-	-
XVII, 43	Ca. 1536	13/8/1537 <sup>6</sup>	-	-	-	-	-	-	-	-	-	-	-	-	-
XVII, 179	13/8/1537	Ca. 1538 <sup>7</sup>	-	-	-	-	-	-	-	-	-	-	-	-	-
XVII, 179-80	Ca. 1538	18/8/1539	0	0.50	2.2	1.44	7.5	0	25	0	0	15	0	0	0
XVII, 299	18/8/1539	6/8/1540	0	0	0	0	0	0	60	0	0	20	0	0	0
XVII, 393	6/8/1540	18/8/1541	0	1.30	0	0	5	0	134	0	0	0	0	0	0
XVII, 459	18/8/1541	11/7/1542 <sup>8</sup>	0	1	0	0	0	29	476	3,720	0	15	33	0	0
XVIII, 49	11/7/1542	6/8/1543	0	0	0	0	3	0	0	600	0	24	0	0	0
XVIII, 120	6/8/1543	23/8/1550 <sup>9</sup>	0	6.63	27	0	0	0	36	0	0	0	18	0	144 <sup>10</sup>
XVIII, 147	23/8/1550	20/9/1551	0	2.38	23	0	0	0	0	0	0	0	0	0	0

<sup>1</sup> Estimated by the officials.

<sup>2</sup> Including hides not contained in the book of the customar.

<sup>3</sup> No account was rendered, but customs were said to be 30s.

<sup>4</sup> In addition there were customs of 5s. 2d. for unspecified goods.

<sup>5</sup> Goods not individually listed; total customs were £3 17s. 4d.

<sup>6</sup> Goods not individually listed; total customs were £2 10s.

<sup>7</sup> Goods not individually listed; total customs were £2.

<sup>8</sup> Kinghorn and Burntisland.

<sup>9</sup> The accounts until 20/9/1551 are listed Kinghorn and Burntisland, but in reality were only for Kinghorn (see also Burntisland tables).

<sup>10</sup> Timber by-products.

## A1-21: Kinghorn

Reference	Start Date	End Date	Wool (sack)	Woolfells (sack)	Hides (daker)	M. Fels (sack)	Cloth (dozen)	Salmon (barrel)	Herring (barrel)	Cod (no.)	Oil (barrel)	Salt (chr.)	Coal (chr.)	Corn (chr.)	Re-empt. (d.)
XXVIII, 171	20/9/1551	10/10/1552	0	4.05	42.5	0.13	0	0	0	0	0	0	0	0	0
XXVIII, 198	10/10/1552	22/9/1553	0	1.50	5	0.88	0	4	154	0	0	0	0	0	144 <sup>1</sup>
XXVIII, 227	22/9/1553	10/4/1554	0	2.00	6.3	0.25	0	0	0	0	0	0	0	0	0
XXVIII, 261	10/4/1554	9/10/1554	0	0.50	0	0.50	0	0	0	0	0	0	0	0	0
XXVIII, 280	9/10/1554	23/8/1555	0	3.00	26.7	1.75	1.5	0	78	0	0	0	0	0	0
XXVIII, 335-6	28/8/1555	15/12/1556	0	1.96	49	0.53	22.5	10	53	0	0	0	0	0	0
XIX, 1	15/12/1556	2/8/1557	0	3.38	46.5	0	46.25	0	10	0	0	0	0	0	0
XIX, 35	2/8/1557	23/8/1558	0	3.33	21	0.04	0	0	102	0	0	0	0	0	0
XIX, 112	23/8/1558	5/11/1560	0	4.50	31	0	0	0	61	0	6	0	0	0	0
XIX, 171-2	5/11/1560	1/10/1561	0	5.50	14	0.25	0	0	82	0	0	0	0	0	24 <sup>1</sup>
XIX, 196	1/10/1561	8/11/1562	0	1.50	21.9	0	0	0	8	0	0	0	0	0	0
XIX, 218	8/11/1562	20/8/1563	0	1.00	0	0	0	0	4	0	0	0	0	0	0
XIX, 273	20/8/1563	19/10/1564	0	0.50	0	1.25	0	0	101	1,200	1	0	0	0	0
XIX, 292	19/10/1564	21/11/1565	0	1.46	15	0.72	0	0	0	0	0	0	0	0	0
XIX, 324	21/11/1565	21/9/1566	0	1.08	7	0.52	0	0	0	0	0	0	0	0	0
XXII, 89	1/10/1589	1/10/1590	0	0.06	0	0	0	0	230	0	0	0	6	0	0
XXII, 333	1/10/1590	19/7/1593	0	0	0	0.15	0	0	240	0	4	0	0	2.2 <sup>2</sup>	840 <sup>3</sup>
XXII, 421	19/7/1593	24/7/1594	0	0	0	0	0	0	0	0	0	0	0	2.625 <sup>2</sup>	0
XXIII, 86	24/7/1594	17/7/1595	0	0	0	0	0	0	0	0	0	0	0	0	0
XXIII, 127	17/7/1595	6/7/1596	0	0	0	0	0	0	0	0	0	0	0	0	240 <sup>4</sup>
XXIII, 185	17/7/1596	17/7/1597	0	0	0	0	0	0	48	0	0	0	21	0	1,440 <sup>5</sup>
XXIII, 240-1	17/7/1597	1/3/1598	0	0	0	0	3.3	0	8	0	0	2.5	0	0	1,044 <sup>6</sup>
XXIII, 240-1	1/3/1598	15/7/1598	0	0	0	0	0	0	0	0	0	2	0	0.5 <sup>7</sup>	48 <sup>8</sup>

<sup>1</sup> Timber by-products.

<sup>2</sup> Wheat.

<sup>3</sup> Timber 720d.; Baltic wares 120d.

<sup>4</sup> Timber.

<sup>5</sup> Metal.

<sup>6</sup> Timber by-products 144d.; Baltic wares 900d.

<sup>7</sup> 0.25 chalders malt; and 0.25 chalders barley called stalling.

<sup>8</sup> Victual.

## A1-22: Kirkcaldy<sup>1</sup>

<i>Reference</i>	<i>Start Date</i>	<i>End Date</i>	<i>Herring (barrels)</i>	<i>Cod (no.)</i>	<i>Salt (chalders)</i>	<i>Lead (fidders)</i>
XXII, 94	1/10/1589	1/10/1590	600	8,520	-	0
XXII, 246	1/10/1590	1/10/1592	0	0	-	0
XXII, 335	2/10/1592	16/7/1593	0	0	-	1 <sup>2</sup>
	16/7/1593	14/7/1596 <sup>3</sup>	-	-	-	-
XXIII, 187	14/7/1596	21/7/1597	0	0	-	0
E.71/28/1	27/7/1599	1/8/1600	-	-	468	-

<sup>1</sup> Kirkcaldy's customs were dominated by English imports. Kirkcaldy's export customs, presumably, were not rendered to the royal Exchequer. The salt figures in 1600 are for licences rather than customs.

<sup>2</sup> These could have been English import customs.

<sup>3</sup> Customs leased for £40 per year. *E.R.*, XXII, p. 422; XXII, pp. 128, 187.

### A1-23: Kirkcudbright

<i>Reference</i>	<i>Start Date</i>	<i>End Date</i>	<i>Wool (sack)</i>	<i>Woolfells (sack)</i>	<i>Hides (daker)</i>	<i>Cloth (dozen)</i>	<i>Coal (chalden)</i>
IV, 558-9	-	22/5/1434	71.25	0	106.6 <sup>1</sup>	680.8	-
IV, 606-7	22/5/1434	27/6/1435	98.13	0	158	1,984	-
VI, 125	11/6/1455	20/9/1456 <sup>2</sup>	15.56	0	167.75	0	-
VI, 303-4	20/9/1456	16/7/1457	45.33	0.38	270	94.5	-
VI, 395-6	16/7/1457	11/7/1458	6.75	0	192.5	365.4	-
VI, 494-5	11/7/1458	16/7/1459	0	0	15.4	56	-
VI, 594	16/7/1459	12/7/1460	15.25	0	156	220	-
VII, 210-11	20/7/1461 <sup>3</sup>	28/7/1463	64.44	0	256.7	1,055	-
VII, 297	28/7/1463	20/10/1464	57.50	0	149	401	-
VII, 369	20/10/1464	11/7/1465	11.63	0	115	300	-
VII, 431-2	11/7/1465	21/7/1466	7.17	0	155	1,060	-
VII, 511-2	21/7/1466	7/8/1467	30.00	0	198	494	-
VII, 592	7/8/1467	26/7/1468 <sup>4</sup>	26.13	0	167	448	-
VII, 666	26/7/1468	9/8/1469	1.00	0	100	657.7	-
VIII, 132	9/8/1469	9/7/1471	3.00	0	175	1046	-
VIII, 197	27/6/1472	23/7/1473	4.50	0	159	250	-
VIII, 250	23/7/1473	25/6/1474	0	0	50	126.7	-
VIII, 317-8	25/6/1474	14/7/1475	0	0	90	430	-
VIII, 380	14/7/1475	3/7/1476	0	0	298.3	282.3	-
VIII, 462	3/7/1476	18/7/1477	0	0	340	522.7	-
VIII, 544	18/7/1477	16/7/1478	0	0	100	253	-
VIII, 625-6	16/7/1478	30/6/1479	0	0	91	475	-
IX, 70	30/6/1479	4/7/1480	0	0	58	480	-
IX, 151	4/7/1480	21/7/1481	0	0	41.5	75	-
IX, 225	21/7/1481	4/7/1483 <sup>5</sup>	0	0	140	276.7	-
IX, 442	4/7/1483	11/7/1486	0	0	140	190	0

<sup>1</sup> Not including 27 dakers of hides customed at Dumbarton.

<sup>2</sup> In addition wool, hides, and cloth, customed at £51 2s. 1d., were exported in John Gylot's ship.

<sup>3</sup> Enquiry into the customs since 12/7/1460.

<sup>4</sup> Customar did not charge customs on wine for ships at Wigtown and Kirkcudbright, because the merchants did not enter the goods.

<sup>5</sup> Including Wigtown.

## A1-23: Kirkcudbright

<i>Reference</i>	<i>Start Date</i>	<i>End Date</i>	<i>Wool</i> (sack)	<i>Woolfells</i> (sack)	<i>Hides</i> (daker)	<i>Cloth</i> (dozen)	<i>Coal</i> (chaldar)
IX, 537	11/7/1486	6/7/1487	1.50	0	0	160	0
X, 305	6/7/1487	14/7/1491	3.00	0	20	150	0
X, 389	14/7/1491	23/9/1493	0	0	60	100	0
X, 461-2	23/9/1493	2/7/1494 <sup>1</sup>	0	0	60 <sup>1</sup>	250 <sup>1</sup>	0
X, 532	2/7/1494	17/8/1495	0	0	0	100	0
X, 608-9	17/8/1495	12/7/1496	0	0	20	30	0
XI, 50-1	12/7/1496	20/6/1497	0	0	20	40	0
XI, 114	20/6/1497	23/6/1498	0	0	40	40	0
XI, 218	23/6/1498	3/7/1499	0	0	70	140	0
XI, 272-3	3/7/1499	15/12/1500 <sup>2</sup>	4.5	0	160	550	0
XI, 373	15/12/1500	10/8/1501	0	0	50	150	0
XII, 154-5	10/8/1501	1/4/1503	0	0	90	305	0
XII, 269	19/6/1503	2/7/1504	0	0	70	140	0
XII, 368	2/7/1504	5/7/1505	0	0	97	178.3	0
XII, 474	29/9/1505	29/9/1509 <sup>3</sup>	-	-	-	-	-
XIII, 369	1/3/1510 <sup>4</sup>	13/8/1510	4	0	68.5	766.7	0
XIII, 388-9	13/8/1510	8/8/1511	1.67	0	35	390	0
XIII, 490-2	8/8/1511	1/3/1512 <sup>5</sup>	-	-	-	-	-
XIII, 490-3	1/3/1512	9/8/1512 <sup>6</sup>	-	-	-	-	-
XIII, 576-7	9/8/1512	26/7/1513 <sup>7</sup>	3.33	0	218	595.6	0
XIV, 96-7	26/7/1513	2/8/1515	0	0	170	1,088.3	0
XIV, 198	2/8/1515	18/8/1516	5	0	30	610	0

<sup>1</sup> Includes Wigtown, but all the goods were noted as being customed at Kirkcudbright.

<sup>2</sup> Including Wigtown. There was in addition £4 customs for one ship.

<sup>3</sup> Customs for Kirkcudbright and Wigtown leased for £100 per year. *E.R.*, XII, pp. 474, 598; XIII, pp. 88, 227, 359.

<sup>4</sup> The Exchequer noted the customers failed to account for the period from 29/9/1509.

<sup>5</sup> Including Wigtown and Whithorn. No individual customs listed; customs amounted to £39 1s. 9d.

<sup>6</sup> Individual customs not listed; customs amounted to £38 10s., which were the customs of goods exported in a single ship.

<sup>7</sup> Including Wigtown and Whithorn. In addition there were charges of £4 10s. for a ship at Kirkcudbright and £3 18s. for certain barks from the Isle of Man, customed at Whithorn.

### A1-23: Kirkcudbright

<i>Reference</i>	<i>Start Date</i>	<i>End Date</i>	<i>Wool</i> (sack)	<i>Woolfells</i> (sack)	<i>Hides</i> (daker)	<i>Cloth</i> (dozen)	<i>Coal</i> (chaldar)
XIV, 264	18/8/1516	18/7/1517	0	0	0	720	0
	18/7/1517	4/3/1524 <sup>1</sup>	-	-	-	-	-
XV, 186-7	1/3/1524 <sup>2</sup>	15/8/1525	0	0	0	220	0
XV, 269-70	14/8/1525	21/7/1526 <sup>3</sup>	-	-	-	-	-
XV, 361-2	21/7/1526	29/7/1527 <sup>4</sup>	-	-	-	-	-
XVI, 60	29/7/1527	28/7/1531 <sup>5</sup>	-	-	-	-	-
XVI, 150	28/7/1531	26/7/1535 <sup>6</sup>	-	-	-	-	-
XVII, 45	7/8/1536	26/8/1537 <sup>7</sup>	-	-	-	-	-
XVII, 182	26/8/1537	Ca. 1538 <sup>8</sup>	-	-	-	-	-
XVII, 182	Ca. 1538	27/8/1539 <sup>9</sup>	-	-	-	-	-
XVII, 301	27/8/1539	14/8/1540	0	0	0	220	0
XVII, 391	14/8/1540	12/8/1541	0	0	0	0	0
XVII, 462-3	12/8/1541	21/7/1542	0	0	0	253.3	0
	21/7/1542	16/9/1555 <sup>10</sup>	-	-	-	-	-
XXI, 204	16/9/1555	8/8/1582	0	24.5	110	377.5	86

<sup>1</sup> Kirkcudbright leased for £40 per year; although in the final three years an allowance was given, whereby only £13 6s. 8d. per year was paid. *E.R.*, XIV, pp. 333, 373; XV, p. 50.

<sup>2</sup> The Exchequer noted the customers failed to account for the period from 19/3/1524.

<sup>3</sup> Individual goods not listed; customs amounted to £12.

<sup>4</sup> Individual goods not listed; customs amounted to £20.

<sup>5</sup> Individual goods not listed; customs amounted to £21 10s. 8d.

<sup>6</sup> Customs leased for £13 6s. 8d. per year. *E.R.*, XVI, pp. 150, 227-8, 357, 372.

<sup>7</sup> Customs leased for £20 per year.

<sup>8</sup> Individual goods not listed; customs amounted to £19 6s. 8d.

<sup>9</sup> Individual goods not listed; customs amounted to £12 (there were a further 12 dakars of hides and 60 dozen cloth).

<sup>10</sup> Customs leased for £16 per year. *E.R.*, XVIII, pp. 117, 145, 226-7, 258, 284-5.

## A1-24: Linlithgow

Reference	Start Date	End Date	Wool (sack)	Woolfells (sack)	Hides (daker)
I, 82	4/3/1327	1/2/1328	41.5	1.1	8
I, 100	1/2/1328	22/6/1328	28.5	1.3	96.5
I, 174	22/6/1328	11/8/1329	85.5	1.7	282.4
I, 280-1	11/8/1329	25/6/1330	8.0	0.8	370.6
I, 314-5	25/6/1330	28/2/1331	50.9	1.9	239.4
I, 373-4	3/3/1331	4/12/1331	83.5 <sup>1</sup>	1.7 <sup>1</sup>	366 <sup>1</sup>
I, 420-1	4/12/1331	25/2/1333	8.3 <sup>2</sup>	1.4 <sup>3</sup>	327.1 <sup>3</sup>
I, 475-6	9/12/1339	9/1/1340	0	0	18
I, 475-6	9/1/1340	11/11/1340	26.5	0.5	268
I, 475-6	11/11/1340	21/5/1341	0.7	0.7	63.1 <sup>4</sup>
I, 497-8	29/9/1341	26/1/1342 <sup>5</sup>	-	-	-
I, 497	26/1/1342	12/6/1342 <sup>6</sup>	12.9	0.6	320.3
I, 537	12/6/1342	15/9/1342	85.8	0.2	33
I, 537-8	15/9/1342	5/7/1343 <sup>7</sup>	-	-	-
I, 538	5/7/1343	12/8/1343 <sup>8</sup>	38.0	0.3	70
II, 87-8	2/6/1361	29/4/1362	410.1	22.2	659.2
II, 88	29/4/1362	5/8/1362	148.3 <sup>9</sup>	0.1	55.3
II, 123-6	5/8/1362	29/11/1364	1,150.6 <sup>10</sup>	58.6	1528.9

<sup>1</sup> Of which 2.75 sacks of wool, no woolfells, and 21 dakers of hides were exported by foreign merchants.

<sup>2</sup> There were 60 sacks wool of wool, less 52.3 sacks mistakenly charged. A further sack was exported by foreign merchants.

<sup>3</sup> Of which 29 dakers of hides and no woolfells were exported by foreign merchants.

<sup>4</sup> Not including 60 dakers of hides customed at Ayr.

<sup>5</sup> Individual goods not given; customs in total were £4 9s. 6¼d.

<sup>6</sup> The goods listed include customs of 14s. 8d. for unspecified goods customed elsewhere, and 17s. 2½d. for hides and woolfells not subsequently exported.

<sup>7</sup> Individual goods not given; customs in total were £20 19s. 5½d.

<sup>8</sup> The goods include customs of 13s. 4d. for unspecified goods customed at Ayr.

<sup>9</sup> Including 4.5 sacks of English wool.

<sup>10</sup> Including 8.5 sacks of English wool.

Reference	Start Date	End Date	Wool (sack)	Woolfells (sack)	Hides (daker)
II, 126-7	29/11/1364	10/12/1364	108.4 <sup>11</sup>	4.4	71.7
II, 194-5	10/12/1364	3/8/1365	133.6	26.7	344.5
II, 196	4/8/1365	13/1/1366	292.8 <sup>12</sup>	14.8	352.6
II, 234-5	13/1/1366	4/8/1366	86.7	10.6	314.5
II, 235	4/8/1366	11/1/1367	182.3	3.7	235.6
II, 276-7	11/1/1367	20/7/1367	182.8	15	429.9
II, 277	20/7/1367	20/1/1368	321.4	4.8	202.7
II, 312-3	16/1/1369	9/1/1370	655.4	14.3	616.7
II, 373-4	26/1/1372	9/2/1373	1,387.7 <sup>13</sup>	56	544.4
II, 402	9/2/1373	4/7/1373	109.6	41.1	515.7
II, 402-3	4/7/1373	10/2/1374	890.4	26.9	384.5
II, 471-3	6/2/1375	5/3/1376	426.4	93.8	945.1
II, 514-5	5/3/1376	31/8/1376	98.2 <sup>14</sup>	21.2 <sup>14</sup>	420.3 <sup>14</sup>
II, 515-7	31/8/1376	1/2/1377	96.7	8.4	323
II, 550-2	1/2/1377	9/3/1378	481.2	28.7	593.8
II, 604-6	9/3/1378	23/3/1379	519.9	20.3	792
III, 7-8	23/3/1379	6/2/1380	354.6	1.8	273.9
III, 48-50	6/2/1380	11/3/1381	460.7	24.4	1,255.4
III, 63-5	11/3/1381	1/3/1382	528.1	40.2	1,923.7
III, 84-6	1/3/1382	6/2/1383	367.9	6.5	992.9

<sup>11</sup> Including 2 sacks of English wool.

<sup>12</sup> Including 2 sacks of English wool.

<sup>13</sup> Not including the wool contained in 15 cockets of Stirling, and 3 cockets of Edinburgh.

<sup>14</sup> In Peter Smith's ship there were 9.63 sacks of wool, 1.79 sacks of woolfells, and 20 dakers of hides. All but a tenth were customed at Ayr and so have not been included. Of this cargo Linlithgow's customars were charged with customs of 37s. 9d., included in the next account, i.e. roughly 1 sack of wool, 0.25 sacks of woolfells, and 2 dakers of hides; these have been added to this account.

## A1-24: Linlithgow

<i>Reference</i>	<i>Start Date</i>	<i>End Date</i>	<i>Wool (sack)</i>	<i>Woolfells (sack)</i>	<i>Hides (daker)</i>
III, 122	1/3/1384	10/11/1384	238.4	1.7	511.9
III, 122-3	10/11/1384	17/3/1385	272.2	9.4	352.6
III, 133-5	17/3/1385	28/3/1386	284.9	8.7	994.6
III, 148-50	28/3/1386	15/5/1387	612.4	25.2 <sup>1</sup>	1,890.7 <sup>1</sup>
III, 172-3	15/5/1387	12/6/1388	468.4	30.1	1,373.5
III, 188-90	12/6/1388	20/2/1389	272.4	12	1,031.7
III, 202	20/2/1389	4/2/1390	356.5	8.3	803.5
III, 222-3	4/2/1390	14/2/1391	558.7	11.8	908.4
III, 247	14/2/1391	15/3/1392	741.4	20.4	1,098.4
III, 289-91	15/3/1392	25/1/1393	862.4 <sup>2</sup>	20.3	1,098.7
III, 323	25/1/1393	18/3/1394	985.3	24.6	1,203.9
III, 354-6	18/3/1394	30/3/1395	639.4	30.2	1,164.8
III, 381-3	30/3/1395	19/4/1396	791.6	41.3	1,068
III, 406-7	19/4/1396	23/5/1397	489.9	64.7	1,550.7
III, 433	23/5/1397	23/4/1398	397.0	39.7	993.3
III, 462-3	23/4/1398	30/4/1399	204.1	11.3	462.2
III, 490-2	30/4/1399	12/5/1400	308.9	13.2	847.4
III, 518-9	12/5/1400	1/6/1401	180.3	27.6	724.2
III, 541-3	1/6/1401	5/7/1402	297.0	17.5	733.4
III, 566-9	5/7/1402	15/6/1403	151.1	31.4	1,315.6 <sup>3</sup>
III, 593-5	15/6/1403	3/7/1404	182.2	12.9	1,131.2
III, 613-7	3/7/1404	18/3/1406	340.3	29.9	978.7
IV, 1-4	18/3/1406	9/3/1407	164.8	8.3	616.6
IV, 52-4	9/3/1407	21/3/1408	310.1	29.8	921
IV, 73-5	21/3/1408	10/5/1409	275.5 <sup>4</sup>	38.1	934.7 <sup>4</sup>
IV, 111-3	10/5/1409	16/7/1410	369.3	30.9	886.4

<sup>1</sup> Including 1.5 sacks of woolfells and 32.7 dakers of hides omitted by negligence.

<sup>2</sup> Including 25 sacks of English wool.

<sup>3</sup> Not including 11.5 dakers of hides intercepted while being smuggled.

<sup>4</sup> Including 2 sacks of wool and 24.5 dakers of hides smuggled onto a ship without being customed.



## A1-24: Linlithgow

<i>Reference</i>	<i>Start Date</i>	<i>End Date</i>	<i>Wool (sack)</i>	<i>Woolfells (sack)</i>	<i>Hides (daker)</i>	<i>Misc. Fells (sack)</i>	<i>Cloth (dozen)</i>	<i>Herring (barrel)</i>	<i>Tallow (barrels)</i>	<i>Re-exports (d.)</i>
IV, 139-41	16/7/1410	8/6/1412	400.5	18.9	601.9	-	-	-	-	-
IV, 166-7	8/6/1412	26/6/1413	253.4	12.4	341.2	-	-	-	-	-
IV, 191-3	26/6/1413	14/6/1414	230.3	14.8	459.9	-	-	-	-	-
IV, 214-6	14/6/1414	13/6/1415	246.1	9.7	127.1	-	-	-	-	-
IV, 242-4	13/6/1415	22/6/1416	305.0	34.2	358.7	-	-	-	-	-
IV, 269-71	22/6/1416	14/6/1417	260.5 <sup>1</sup>	12.3	396.2	-	-	-	-	-
IV, 294-6	14/6/1417	6/6/1418	236.0 <sup>2</sup>	19.1	444 <sup>2</sup>	-	-	-	-	-
IV, 317-20	6/6/1418	26/7/1420	327.2 <sup>3</sup>	49.3 <sup>3</sup>	1,675.2	-	-	-	-	-
IV, 342-4	26/7/1420	20/7/1421	168.6	13.7	822.2	-	-	-	-	-
IV, 363-5	20/7/1421	13/7/1422	169.7	22.4	425.2	-	-	-	-	-
IV, 390-1	23/7/1424	15/5/1425	357.0	43.0	641.5	-	-	-	-	-
IV, 413-5	15/5/1425	3/5/1426	404.0	30.3	671.8	0	385 <sup>4</sup>	-	-	-
IV, 449-51	17/5/1427	5/5/1428	415.6	47.6	635.2	0	270.5	-	-	-
IV, 484-6	5/5/1428	23/4/1429	336.0	25.0	308.1	0	301 <sup>5</sup>	-	-	-
IV, 512-3	23/4/1429	24/3/1430	462.6	40.3	817.9	0	436	-	-	-
IV, 528-30	24/3/1430	22/4/1431	326.2	30.4	725.2	0	362.1	-	-	-
IV, 554	23/5/1433	21/5/1434	405.6	38.5	441.4	0	347.3	-	-	-
IV, 609-10	21/5/1434	30/6/1435	322.6	27.8	463	42.4	309	-	-	-
V, 20-1	5/7/1436	20/2/1437 <sup>6</sup>	135.8	8.5	230.2	13.9	-	-	-	-
V, 223-5	6/7/1445	6/7/1446	160.2	18.1	473.3	-	-	-	-	-
V, 267-9	6/7/1446	5/7/1447	100.4	13.7	285	-	-	-	-	-
V, 304	5/7/1447	6/7/1448	118.6	8.8	125.2	-	-	-	-	-
V, 348	9/8/1448	22/7/1449	89.2	18.8	165.5	-	-	-	-	-

<sup>1</sup> Including 17 sarplers of wool smuggled without being customed (equivalent to ca. 21.25 sacks).

<sup>2</sup> Including 5 sarplers of wool (equivalent to ca. 6.25 sacks) and 40 dakers of hides exported illegally without being customed.

<sup>3</sup> Including 17 sarplers of wool, 4 sarplers of woolfells, and unnamed 13 sarplers (which are considered to be wool) exported illegally without being customed. Equivalent to ca. 37.5 sacks of wool and ca. 4 sacks of woolfells.

<sup>4</sup> To 4/5/1426.

<sup>5</sup> To 18/4/1429.

<sup>6</sup> From 20/2/1437 Linlithgow's customs were paid to the Queen.

## A1-24: Linlithgow

<i>Reference</i>	<i>Start Date</i>	<i>End Date</i>	<i>Wool</i> (sack)	<i>Woolfells</i> (sack)	<i>Hides</i> (daker)	<i>Misc. Fells</i> (sack)	<i>Cloth</i> (dozen)	<i>Herring</i> (barrel)	<i>Tallow</i> (barrels)	<i>Re-exports</i> (d.)
V, 372-3	22/7/1449	9/7/1450	91.3	17.1	335.4	-	-	-	-	-
V, 427-8	9/7/1450	13/7/1451	65.3	7.7	429	-	-	-	-	-
V, 503-6	13/7/1451	8/12/1452	95.4	10.4	325.1	-	769.5 <sup>1</sup>	-	-	-
V, 555-6	8/12/1452	19/6/1453	21.6	3.6	105.9	-	111 <sup>2</sup>	-	-	-
V, 622-4	19/6/1453	9/7/1454	26.5	5.9	425.3	-	268.1	-	-	-
VI, 11-3	9/7/1454	14/7/1455	38.5	4.8	195.3	-	119.7 <sup>3</sup>	-	-	-
VI, 122-3	14/7/1455	15/9/1456	16.2	3.6	141.4	-	148.6 <sup>4</sup>	-	-	-
VI, 292-3	15/9/1456	4/7/1457	16.9	3.6	170	-	173	-	-	-
VI, 390	4/7/1457	30/6/1458	15.0	3.8	120.5	-	128.8	-	-	-
VI, 492	30/6/1458	9/7/1459	20.0	2.6	114	-	59.6	-	-	-
VI, 588-9	9/7/1459	26/6/1460	20.8	3.0	234	-	63.3	-	-	-
VII, 37	3/8/1460	12/3/1461	9.3	0.3	44.4	-	0	-	-	-
VII, 153-4	12/3/1461	13/9/1462	57.8	9.9	604.9	-	28 <sup>5</sup>	-	-	-
VII, 217-8	13/9/1462	18/8/1463	32.5	6.0	277.2	-	164.7 <sup>6</sup>	-	-	-
VII, 287-8	18/8/1463	18/6/1464	63.2	8.9	97.6	-	166 <sup>7</sup>	-	-	-
VII, 364-5	18/6/1464	26/6/1465	26.3	7.9	202.7	-	297	-	-	-
VII, 429	26/6/1465	3/7/1466	27.8	8.9	260.7	-	357	-	-	-
VII, 506-7	3/7/1466	10/6/1467	24.8	7.3	142.2	-	228	-	-	-
VII, 585	10/6/1467	4/7/1468	26.7	10.8	38	(2.9) <sup>8</sup>	146	-	-	-
VII, 661	4/7/1468	21/7/1469	18.8	9	187.4	(5.5) <sup>8</sup>	140	-	-	-
VIII, 122	11/7/1470	25/6/1471	0.6	1.0	12	(0)	63	0	0	-
VIII, 193	22/6/1472	6/7/1473	0.5	0.3	22.5	(0)	46	0	0	-
VIII, 249	6/7/1473	22/6/1474	42.5	6.8	115.7	(0)	61	0	0	-
VIII, 309	22/6/1474	17/6/1475	14.3	7	54	(0)	52	0	0	-

<sup>1</sup> Cloth customs of 1,691d. (i.e. 140.9 dozen) to 8/2/1452; and 7,542½d. (628.5 dozen) to 10/12/1452.

<sup>2</sup> From 10/12/1452.

<sup>3</sup> To 15/7/1455.

<sup>4</sup> From 15/7/1455.

<sup>5</sup> 26/6/1460-14/9/1462.

<sup>6</sup> From 14/9/1462.

<sup>7</sup> Given in the 1465 account.

<sup>8</sup> Levied on those outwith the burgh.

**A1-24: Linlithgow**

<i>Reference</i>	<i>Start Date</i>	<i>End Date</i>	<i>Wool</i> (sack)	<i>Woolfells</i> (sack)	<i>Hides</i> (daker)	<i>Misc. Fells</i> (sack)	<i>Cloth</i> (dozen)	<i>Herring</i> (barrel)	<i>Tallow</i> (barrels)	<i>Re-exports</i> (d.)
VIII, 382	17/6/1475	4/7/1476	24.5	13.4	102	(0)	108.5	0	0	-
VIII, 458	4/7/1476	10/7/1477	10.4	9.3	158.7	(0.4)	68.7	0	0	-
VIII, 540	10/7/1477	22/6/1478	0	7.3	73.3	(1.1)	103.5	0	0	-
VIII, 623	22/6/1478	18/6/1479	3.2	6.7	86	(0.5) <sup>1</sup>	23	0	0	-
IX, 67	18/6/1479	26/6/1480	1.8	7.4	37	(1.5)	27.2	0	0	0
IX, 147	26/6/1480	6/7/1481	0	0	33	(0)	5	0	0	0
IX, 198	6/7/1481	14/6/1482	2.2	4.9	85.5	(0)	16.5	0	0	0
IX, 212	14/6/1482	26/6/1483	0.0	6.3	74.5 <sup>2</sup>	(0)	15.6	0	0	0
IX, 282	26/6/1483	30/6/1484	3.8	7.1	53.5	(0)	9.6	0	0	0
IX, 337	30/6/1484	30/6/1485	0	5.8	97	(0)	6	0	0	0
IX, 437-8	30/6/1485	27/6/1486	0	7.1	6	(0)	22	0	0	0
IX, 536	27/6/1486	4/7/1487	0	3.5	0	(0)	0	0	0	0
X, 53-4	4/7/1487	29/7/1488	4.8	9.5	45.5	(0)	73	0	0	0
X, 131-2	29/7/1488	4/7/1489	0	6.8	22.5	(0)	46.86	0	0	0
X, 239-40	4/7/1489	9/7/1490	0	3.7	15.5	(0)	55.5	0	0	0
X, 296	9/7/1490	28/6/1491	0	2	6	(0)	35	0	0	0
X, 353	28/6/1491	10/7/1492	4	4.5	93.5	(0)	65	0	0	0
X, 384-5	10/7/1492	18/7/1493 <sup>3</sup>	0	4.2	73.5	(0)	79.5	0	0	0
X, 461	18/7/1493	27/6/1494	0	5.3	17.5	(0)	50	0	0	0
X, 533	27/6/1494	22/8/1495	0	6.3	9	(0)	62	0	0	0
X, 605	22/8/1495	21/6/1496	0	3	20	(0)	64	0	0	0
XI, 51	21/6/1496	26/6/1497	0	0	23	(0)	4.5	0	0	0
XI, 227-8	26/6/1497	Ca. 1498/9	0	5	30	(0)	106.7	0	0	0
XI, 227-8	Ca. 1498/9	28/2/1500	1	5.8	15.5	(0)	7	0	0	0
XI, 271	28/2/1500	20/11/1500	5.8	19.6	66	(0)	170	0	0	0
XI, 365	20/11/1500	21/6/1501	1.5	11.2	29	(0)	54.5	0	0	0
XII, 80-1	21/6/1501	14/7/1502	1.7	15.4	47	(0)	138.8 <sup>4</sup>	0	0	0

<sup>1</sup> Levied on those outwith the burgh.

<sup>2</sup> Including an extra 6.5 dakers after the account compiled, but before the Exchequer audit finished.

<sup>3</sup> In addition 360 cod were customed.

<sup>4</sup> Originally the cloth was assessed at 2,829½d., but the customars received a remission of 1,164d. since they had been overcharged.

**A1-24: Linlithgow**

<i>Reference</i>	<i>Start Date</i>	<i>End Date</i>	<i>Wool</i> (sack)	<i>Woolfells</i> (sack)	<i>Hides</i> (daker)	<i>Misc. Fells</i> (sack)	<i>Cloth</i> (dozen)	<i>Herring</i> (barrel)	<i>Tallow</i> (barrels)	<i>Re-exports</i> (d.)
XII, 156	14/7/1502	23/6/1503	0	15.8	80	(0.5)	177.7	0	0	0
XII, 258	23/6/1503	15/6/1504	0.8	8	71	(0)	124.5	18	0	0
XII, 367-8	15/6/1504	3/7/1505	1	9.3	64	(0)	161.3	0	0	0
XII, 463	3/7/1505	27/6/1506	0	13.3	14	(0)	108	0	14	0
XII, 599	27/6/1506	17/8/1507	0	10	24	(0)	149.5	0	0	0
XIII, 84	17/8/1507	4/7/1508	0	10.3	68	(0)	115	0	4	0
XIII, 227	4/7/1508	19/6/1509 <sup>1</sup>	-	-	-	-	-	-	-	-
XIII, 362	12/3/1510 <sup>2</sup>	8/8/1510	0	16.9	90.5	(0)	168	0	9	0
XIII, 382-3	8/8/1510	10/7/1511	0	11.9	155	(0)	263.5	0	4	0
XIII, 480	10/7/1511	14/7/1512	0	21.1	157.5	(0)	214.5	0	0	0
XIII, 571	14/7/1512	6/7/1513	0	3.9	39	(0)	110	0	0	0
XIV, 48	6/7/1513	4/7/1514	0	10.1	65	(0)	160	0	0	0
XIV, 94	4/7/1514	3/8/1515	0	21.5	168.3	(0)	174	0	0	0
XV, 183-4	3/8/1515	16/3/1524 <sup>3</sup>	-	-	-	-	-	-	-	-
	19/3/1524	5/8/1525	0	0.5	4	(0)	47.5	0	0	0
	5/8/1525	5/8/1531 <sup>4</sup>	-	-	-	-	-	-	-	-
XVI, 146-7	5/8/1531	8/7/1532	0	5	49	(0)	107.5	0	0	0
XVI, 229	8/7/1532	7/7/1533	0	0	19	(0)	50	0	0	0
XVI, 359	7/7/1533	29/8/1534	0	10.1	82	(0)	222.5	0	0	0
XVI, 372-3	29/8/1534	3/8/1535	0	9.8	101	(0)	156.25	0	0	0
XVII, 43-4	16/8/1536	16/8/1537	0	9.3	82	(0)	273.75	0	0	0
XVII, 60	16/8/1537	21/8/1538	0	14.3	72	(0)	243.75	0	0	0
XVII, 183	21/8/1538	30/8/1539	0	15.8	81.5	(0)	208.75	0	0	0
XVII, 302	30/8/1539	18/8/1540	0	7.5	77	0.1	237.5	0	0	0
XVII, 393-4	18/8/1540	23/8/1541	0	15.1	91	0.5	503.75	0	0	0
XVII, 458	23/8/1541	6/7/1542	0	10.9	81.5	0.5	343.75	0	0	0

<sup>1</sup> Customs leased for £33 6s. 8d. per year.

<sup>2</sup> The Exchequer noted the custumar had not accounted for the period 9/6/1509-12/3/1510.

<sup>3</sup> Customs leased for £40 per year. *E.R.*, XIV, pp. 195, 261, 331; XV, p. 58.

<sup>4</sup> Customs leased for £26 13s. 4d. per year. *E.R.*, XV, pp. 266, 358, 437, 510; XVI, pp. 37, 61-2.

**A1-24: Linlithgow**

<i>Reference</i>	<i>Start Date</i>	<i>End Date</i>	<i>Wool</i> (sack)	<i>Woolfells</i> (sack)	<i>Hides</i> (daker)	<i>Misc. Fells</i> (sack)	<i>Cloth</i> (dozen)	<i>Herring</i> (barrel)	<i>Tallow</i> (barrels)	<i>Re-exports</i> (d.)
XVIII, 46	6/7/1542	11/7/1543	0	1	62	0.1	57.5	0	0	0
XVIII, 67	11/7/1543	10/3/1545	0	0	148	2.5	128.75	0	0	0
	10/3/1545	17/9/1554 <sup>1</sup>	-	-	-	-	-	-	-	-
XVIII, 286	17/9/1554	27/9/1555	0	3.5	96	3.2	22.5	0	0	0
XVIII, 332-3	27/9/1555	7/11/1556 <sup>2</sup>	0	5.5	119.5	5.5	66.25	0	0	0
XIX, 5	7/11/1556	10/9/1557	0	4	94	2.3	26.25	0	0	0
XIX, 33	10/9/1557	28/7/1558	0	0.5	58	2.2	32	0	0	0
XIX, 82	28/7/1558	5/9/1559	0	3.5	42.9	6.3	28.5	0	0	156 <sup>3</sup>
	5/9/1559	1/9/1561 <sup>4</sup>	-	-	-	-	-	-	-	-
XIX, 221	1/9/1561	7/11/1563	0	5.5	0	0.1	98.25	0	0	0
XIX, 294	7/11/1563	7/11/1565	0	15	19	0.6	75	208	0	216 <sup>3</sup>
XIX, 325	7/11/1565	9/11/1566	0	6	37.3	0.7	18.75	0	0	0
XX, 147	9/11/1566	26/10/1573 <sup>5</sup>	-	-	-	-	-	-	-	-
XXIII, 127	1/10/1589	9/7/1596 <sup>6</sup>	0	0	0	0	0	0	0	0

<sup>1</sup> Customs leased for £20 per year; although an allowance of £7 was given in first year due to the lack of customs. *E.R.*, XVIII, pp. 84, 115, 145, 169, 195, 223, 257.

<sup>2</sup> In addition 12 barrels of salmon were customed.

<sup>3</sup> Timber by-products.

<sup>4</sup> Customs leased for £20 per year. *E.R.*, XIX, pp. 111, 170.

<sup>5</sup> Customs leased for £10 per year.

<sup>6</sup> In addition 18 chalders of salt were customed.

**A1-25: Montrose**

Reference	Start Date	End Date	Wool (sack)	Woolfells (sack)	Hides (daker)
I, 276-7	-	7/6/1330	17.8	0	14.1
I, 319	7/6/1330	12/3/1331	2.0	0	0
I, 423	6/6/1331	3/3/1333	18.2	0.42	15
II, 92-3	2/6/1361	4/7/1362	187.5	6.73	147.4
II, 93-4	4/7/1362	8/8/1362	80.9	0.08	2.6
II, 141-2	8/8/1362	7/12/1364	363.9	21.08	283.5
II, 191-2	7/12/1364	8/7/1365	49.8	8.04	50.1
II, 192-3	8/7/1365	12/1/1366	125.1	1.74	8.5
II, 237-8	12/1/1366	10/9/1366	28.0	3.58	79.2
II, 238-9	10/9/1366	12/1/1367	103.6 <sup>1</sup>	0.28	4.5
II, 273-4	12/1/1367	1/7/1367	66.7	5.36	72.5
II, 274	31/5/1367	13/1/1368	162.0	1.68	27
II, 316-7	11/1/1369	15/1/1370	100.1	2.77	109.3
II, 381-2	-	12/2/1373	376.9	19.73	74.2
II, 406-7	12/2/1373	13/2/1374	194.7	12.72	137.1
II, 482	8/2/1375	11/3/1376	177.7	17.55	252.9
II, 530-1	11/3/1376	5/2/1377	162.3	6.48	50.2
II, 561-2	5/2/1377	14/3/1378	156.2	3.95	51.6
II, 612-3	14/3/1378	29/3/1379	165.0	4.35	76.5
III, 12-3	29/3/1379	11/2/1380	169.8	1.44	5.7
III, 51	11/2/1380	9/3/1381	204.4	12.32	164.2
III, 69-70	9/3/1381	6/3/1382	212.1	12.58	422.5
III, 94-5	6/3/1382	14/2/1383	90.4	5.58	163
III, 115	9/3/1384	10/3/1385	209.9	4.26	239.4
III, 137	10/3/1385	30/3/1386	87.8	1.75	105.5
III, 144-5	30/3/1386	11/5/1387	212.0	3.73	348.1
III, 175-6	11/5/1387	16/6/1388	170.6	6.41	303.4
III, 193	16/6/1388	25/2/1389	73.6	1.83	124.6
III, 206	25/2/1389	9/2/1390	73.4	1.85	155.8

Reference	Start Date	End Date	Wool (sack)	Woolfells (sack)	Hides (daker)
III, 230-1	9/2/1390	20/2/1391	162.0	3.85	238.8
III, 250-1	20/2/1391	16/3/1392	141.7	2.83	49.7
III, 301	16/3/1392	30/1/1393	163.8	4.73	145.8
III, 327-8	30/1/1393	22/3/1394	218.4	9.65	269.7
III, 357-8	22/3/1394	3/4/1395	204.3	7.87	156
III, 386-7	3/4/1395	23/4/1396	178.5	5.10	128.6
III, 412	23/4/1396	27/5/1397	147.5	6.94	87.3
III, 442-3	27/5/1397	29/4/1398	159.1	11.82	93.8
III, 467-8	29/4/1398	4/5/1399	99.8	3.85	87.4
III, 496	3/5/1399	15/5/1400	112.8	3.30	73.1
III, 522-3	15/5/1400	7/6/1401	115.4	6.15	64.2
III, 549-50	7/6/1401	7/7/1402	88.4	3.94	78.3
III, 574-5	7/7/1402	19/6/1403	94.5	4.08	199.6
III, 598	19/6/1403	7/7/1404	70.9	3.74	115
III, 622	7/7/1404	22/3/1406	121.0	4.28	54.4
IV, 14-5	22/3/1406	14/3/1407	15.8	0	0
IV, 49-50	14/3/1407	20/3/1408	70.3	3.31	38
IV, 83-4	20/3/1408	14/5/1409	67.3	8.31	86.6
IV, 107	14/5/1409	12/7/1410	74.2	2.11	31.5
IV, 138-9	12/7/1410	7/6/1412	132.1	2.59	69
IV, 195-6	7/6/1412	19/6/1414 <sup>2</sup>	146.0	5.37	92
IV, 217	19/6/1414	17/6/1415	73.7	2.32	57.5
IV, 241-2	17/6/1415	20/6/1416	78.4	3.98	33.3
IV, 315-6	20/6/1416	24/7/1420	256.1	9.06	118.1
IV, 344-5	24/7/1420	20/7/1421	65.6	2.25	58.6
IV, 365-6	20/7/1421	13/7/1422	69.1	1.06	35
IV, 384	26/7/1424	11/5/1425	81.1	3.40	78.4

<sup>1</sup> Excluding £3 of goods customed at Aberdeen; these have been assumed to be entirely wool (i.e. 3 sacks of wool have been subtracted).

<sup>2</sup> In 1413 the Auditors were unwilling to receive the account for Montrose because their high customar and clerk of cocket did not appear at the audit. *E.R.*, IV, p. 170.

**A1-25: Montrose**

<i>Reference</i>	<i>Start Date</i>	<i>End Date</i>	<i>Wool (sack)</i>	<i>Woolfells (sack)</i>	<i>Hides (daker)</i>	<i>M..Fells (sack)</i>	<i>Cloth (dozen)</i>	<i>Salmon (barrels)</i>	<i>Herring (barrel)</i>	<i>Cod (no.)</i>	<i>Oil (barrels)</i>	<i>Stulling (d.)</i>	<i>Re-ext. (d.)</i>
IV, 407	11/5/1425	22/4/1426	50.8	0.60	0	0	27	(43.2) <sup>1</sup>	-	-	-	-	-
IV, 448-9	22/5/1427	4/5/1428	126.7	14.41	14.8	0	46	(0)	-	-	-	-	-
IV, 475-6	4/5/1428	28/4/1429	91.6	13.27	11.3	0	45	(60) <sup>2</sup>	-	-	-	-	-
IV, 504-5	28/4/1429	21/3/1430	36.2	1.70	0	0	17	(33.5) <sup>3</sup>	-	-	-	-	-
IV, 533-4	21/3/1430	26/4/1431	59.5	5.22	33.5	0	18	(36) <sup>4</sup>	-	-	-	-	-
IV, 565-6	13/5/1433	31/5/1434	35.4	1.68	18	0	12	(46) <sup>3</sup>	-	-	-	-	-
IV, 611-2	31/5/1434	2/7/1435	30.5	1.76	13.5	2.8	15	(63.5) <sup>5</sup>	-	-	-	-	-
V, 1-2	2/7/1436	25/7/1437	20.1	0.50	49.5	1.5	10	(0)	-	-	-	-	-
V, 115	25/7/1437	11/7/1442	102.2	8.72	149.8	-	-	-	-	-	-	-	-
V, 131	11/7/1442	24/7/1443	31.6	1.58	24.5	-	-	-	-	-	-	-	-
V, 153-4	24/7/1443	26/6/1444	22.1	4.19	42.9	-	-	-	-	-	-	-	-
V, 184-5	26/6/1444	20/7/1445	40.5	5.74	40.7	-	-	-	-	-	-	-	-
V, 229-30	20/7/1445	13/7/1446	25.5	3.65	20	-	-	-	-	-	-	-	-
V, 300-2	13/7/1446	6/9/1448	25.3	3.86	27.5	-	-	-	-	-	-	-	-
V, 315-6	1/7/1448	13/9/1448	14.0	2.45	25.2	-	-	(0)	-	-	-	-	-
V, 340-1	13/9/1448	11/7/1449	12.2	0.37	0.8	-	-	(0)	-	-	-	-	-
V, 379	11/7/1449	11/2/1450	5.1	0.75	7.5	-	-	(0)	-	-	-	-	-
V, 378-9	11/2/1450	14/7/1450	5.3	1.53	10	-	-	(0)	-	-	-	-	-
V, 431	14/7/1450	17/7/1451	9.8	1.96	17.3	-	-	(0)	-	-	-	-	-
V, 559	17/7/1451	2/8/1453	8.8	1.58	16.7	-	0	(0)	-	-	-	-	-
VI, 18	1/3/1454	18/7/1455	1.4	1.20	28.9	-	0	(0)	-	-	-	-	-
VI, 130	18/7/1455	25/9/1456	4.7	1.14	30.5	-	0	(0)	-	-	-	-	-
VI, 301-2	25/9/1456	13/7/1457	3.7	1.40	5.5	-	0	(0)	-	-	-	-	-
VI, 394	13/7/1457	3/7/1458	2.5	3.90	29.4	-	0	(0)	-	-	-	-	-
VI, 491-2	3/7/1458	7/7/1459	7.9	2.38	30	-	0	(0)	-	-	-	-	-
VI, 585-6	7/7/1459	25/6/1460	8.1	2.28	42	-	0	(0)	-	-	-	-	-
VII, 29	25/6/1460	13/3/1461	3.0	0	0	-	0	(0)	-	-	-	-	-

<sup>1</sup> Calculated on basis each barrel paid 60d. in customs.

<sup>2</sup> Including 40 small barrels; these were equivalent to 20 Hamburg barrels.

<sup>3</sup> Including 5 small barrels salmon; equivalent to 2.5 Hamburg barrels.

<sup>4</sup> Including 24 small barrels; equivalent to 12 Hamburg barrels.

<sup>5</sup> Exported to England. Including 47 barrels grilse, equivalent to 23.5 Hamburg barrels.

**A1-25: Montrose**

<i>Reference</i>	<i>Start Date</i>	<i>End Date</i>	<i>Wool</i> (sack)	<i>Woolfells</i> (sack)	<i>Hides</i> (daker)	<i>M..Fells</i> (sack)	<i>Cloth</i> (dozen)	<i>Salmon</i> (barrels)	<i>Herring</i> (barrel)	<i>Cod</i> (no.)	<i>Oil</i> (barrels)	<i>Stulling</i> (d.)	<i>Re-ext.</i> (d.)
VII, 141	13/3/1461	6/7/1462	13.1	4.17	23.7	-	0	(0)	-	-	-	-	-
VII, 216	6/7/1462	23/8/1463	11.1	2.18	13	-	0	(0)	-	-	-	-	-
VII, 289-90	23/8/1463	19/6/1464	9.3	9.37	6.5	-	0	(0)	-	-	-	-	-
VII, 371	19/6/1464	24/7/1465	13.0	4.04	20.5	-	0	(0)	-	-	-	-	-
VII, 431	24/7/1465	18/7/1466	12.8	3.00	0	-	5	(0)	-	-	-	-	-
VII, 505	18/7/1466	14/7/1467	17.9	1.72	7	-	0	(0)	-	-	-	-	-
VII, 592-3	14/7/1467	18/7/1468	15.9	2.01	8	-	0	(0)	-	-	-	-	-
VII, 662	18/7/1468	26/7/1469	15.4	4.79	4	(0)	0	(0)	0	14,220	0	0	-
VIII, 128-9	12/7/1470	2/7/1471 <sup>1</sup>	0	0	0	(0)	0	(60) <sup>2</sup>	0	2,640	0	0	-
VIII, 197	2/7/1471	15/7/1473	9.5	9.61	4.4	(0)	11	8	0	540	0	0	-
VIII, 258	15/7/1473	15/7/1474	5.7	4.99	18	(0)	42	91	0	0	0	0	-
VIII, 320	15/7/1474	27/7/1475	7.5	3.01	21.2	(0)	20	74	0	1,080	0	0	-
VIII, 469	27/7/1475	Ca. 1476	3.3	4.72	24	(0)	0	49	0	0	0	0	-
VIII, 469	Ca. 1476	8/8/1477	4.3	3.54	11.25	(0)	0	133	0	5,340	0	0	-
VIII, 625	8/8/1477	16/6/1479	17.3	17.02	60	(0)	68	81	0	5,240	0	0	-
IX, 70	16/6/1479	6/7/1480	5.8	3.72	24.8	(0)	5	123	0	6,990	0	0	-
IX, 150-1	6/7/1480	16/7/1481	0.0	0	9.2	(0)	20.5	166	0	22,900	0	0	0
IX, 199-200	16/7/1481	20/6/1482	9.2	15.78	31.8	(0)	81.5	71	0	720	0	0	0
IX, 223-4	20/6/1482	3/4/1483	9.1	2.76	30.9	(0)	0	0	0	240	0	0	0
IX, 224-5	3/4/1483	3/7/1483	3.8	6.61	16.7	(0)	0	0	0	0	0	0	0
IX, 288	3/7/1483	9/7/1484	14.8	2.35	24.8	(0)	17	90	0	180	0	0	0
IX, 345	9/7/1484	6/8/1485	5.2	11.51	19.6	(0)	0	96	0	0	0	0	0
IX, 441	6/8/1485	10/7/1486	2.2	0.17	7.5	(0)	0	71	0	2,280	0	0	0
X, 63	10/7/1486	Ca. 1487	9.8	8.25	11	(0)	0	30	0	0	0	0	0
X, 63	Ca. 1487	21/8/1488	7.5	6.91	12	(0)	0	52	0	3,960	0	0	0
X, 611	26/12/1495	15/7/1496	0.8	7.21	21.5	(0)	0	0	0	7,000	0	0	0
XI, 52	15/7/1496	27/6/1497	0.7	0	24	(0)	0	84	0	5,580	0	0	0
XI, 118-9	27/6/1497	26/7/1498	0.8	2.95	53.5	(0)	0	72	0	18,180	0	0	0

<sup>1</sup> No wool, hides, fells, woollen cloth, or any other goods, except fish were exported, according to the customar. An additional 17,060 cod were customed for the previous year, presumably 26/7/1469-12/7/1470.

<sup>2</sup> Salmon customs levied on those not free from custom.



**A1-25: Montrose**

<i>Reference</i>	<i>Start Date</i>	<i>End Date</i>	<i>Wool (sack)</i>	<i>Woolfells (sack)</i>	<i>Hides (daker)</i>	<i>M..Fells (sack)</i>	<i>Cloth (dozen)</i>	<i>Salmon (barrels)</i>	<i>Herring (barrel)</i>	<i>Cod (no.)</i>	<i>Oil (barrels)</i>	<i>Stulling (d.)</i>	<i>Re-ext. (d.)</i>
XI, 226	26/7/1498	23/1/1500	11.6	2.58	63	(0)	0	439	0	13,860	0	0	0
XI, 263	23/1/1500	14/11/1500 <sup>1</sup>	6.8	4.63	33.5	(0.88)	35.5	164	0	6,720	0	0	0
XI, 371	14/11/1500	9/7/1501	2.0	8.28	12	(0)	0	0	0	5,100	0	0	0
XII, 84-4	9/7/1501	27/7/1502	3.9	6.46	7.5	(0)	0	159	0	6,000	0	0	0
XII, 160	27/7/1502	5/7/1503	0	8.15	4.9	(0)	0	79	0	3,480	0	0	0
XII, 260-1	5/7/1503	18/6/1504	0	4.79	87.5	(0)	9.5	151	0	6,840	0	0	0
XII, 376-7	18/6/1504	17/7/1505 <sup>2</sup>	0	6.33	42	(0)	28.3	131	0	5,880	0	0	0
XII, 472	17/7/1505	10/7/1506	0.8	7.79	19.6	(0)	105.3	72	0	11,040	0	0	0
XII, 596	10/7/1506	27/7/1507	0	7.42	17	(0)	48.5	254	0	1,560	0	0	0
XIII, 90	27/7/1507	11/7/1508	0	7.00	21.8	(0)	173.5	106	0	2,280	0	0	0
XIII, 229	11/7/1508	25/6/1509	0	5.60	44	(0)	218.2	173	0	3,960	0	0	0
XIII, 370	25/6/1509	19/8/1510	0	5.92	20.8	(0)	43.5	167	0	2,760	0	0	0
XIII, 386-7	19/8/1510	19/7/1511	0	6.58	23	(0)	48.7	88	0	3,360	0	0	0
XIII, 489	19/7/1511	24/7/1512	0	4.38	15.5	(0)	27.7	160	0	1,680	0	0	0
XIII, 572	24/7/1512	13/7/1513	0	1.42	12	(0)	34	104	0	5,040	0	0	0
XIV, 49	13/7/1513	12/7/1514	0	2.31	0	(0)	6	98	0	1,320	0	0	0
XIV, 91	12/7/1514	30/7/1515	0	5.13	15	(0)	20	155	0	2,280	0	0	0
XIV, 189	30/7/1515	21/7/1516	0	6.25	22.5	(0)	25	120	0	2,280	0	0	0
XIV, 263	21/7/1516	18/7/1517	0	5.63	23	(0)	31.3	111	0	480	0	0	0
XIV, 331	18/7/1517	16/7/1518	0	5.88	31	(0)	17.5	116	0	0	0	0	0
XIV, 370	16/7/1518	Ca. 1519	0	4.13	24	(0)	0	125	0	0	0	0	0
XIV, 370	Ca. 1519	8/11/1520	0	4.13	29	(0)	0	465 <sup>3</sup>	0	1,800	0	0	0
XIV, 433-4	8/11/1520	17/2/1522	0	5.79	35	(0)	15.0	119	0	2,640	0	0	0
XV, 60-2	17/2/1522	Ca. 1523	0	0	23	(0)	0	80	15	1,440	0	0	0
XV, 60-2	Ca. 1523	18/3/1524	0	0	122	(0)	0	138	0	720	0	0	0
XV, 180-1	18/3/1524	18/7/1525	0	0	12	(0)	12.5	119	0	0	0	0	0
XV, 361	18/7/1525	Ca. 1526	0	6.38	85	(0)	30	245.5	0	960	0	0	0
XV, 361	Ca. 1526	17/7/1527	0	10.38	53.5	(0)	50	218.5	0	1,360	0	0	0
XV, 441-2	17/7/1527	23/7/1528	0	1.58	25	(0)	40	308	0	120	0	0	0

<sup>1</sup> In addition 10 chalders of salt were customed.

<sup>2</sup> In addition 22 barrels of tallow were customed.

<sup>3</sup> Including 322 barrels of salmon customed and exported just before the end of the Exchequer, to be charged in the next account.

**A1-25: Montrose**

<i>Reference</i>	<i>Start Date</i>	<i>End Date</i>	<i>Wool (sack)</i>	<i>Woolfells (sack)</i>	<i>Hides (daker)</i>	<i>M..Fells (sack)</i>	<i>Cloth (dozen)</i>	<i>Salmon (barrels)</i>	<i>Herring (barrel)</i>	<i>Cod (no.)</i>	<i>Oil (barrels)</i>	<i>Stulling (d.)</i>	<i>Re-ext. (d.)</i>
XV, 512-3	23/7/1528	4/8/1529	0	4.75	63	(0)	60	197	8	840	0	0	0
XVI, 40	4/8/1529	5/8/1530	0	2.50	34	(0)	5	255	30	1,320	0	0	0
XVI, 62-3	5/8/1530	11/8/1531	0	3.00	40	(0)	20	439	0	2,160	0	0	0
XVI, 147	11/8/1531	15/7/1532	0	2.25	37	(0)	12.5	463	0	0	0	0	0
XVI, 226	15/7/1532	21/7/1533	0	0	36	(0)	37.5	507	8	1,200	0	0	0
XVI, 357	21/7/1533	21/8/1534	0	6.00	122.5	(0)	35	294	97	0	0	0	0
XVI, 373-4	21/8/1534	6/8/1535	0	3.50	47	(0)	17.5	507.5	0	1,140	0	0	0
XVII, 42-3	11/8/1536	11/8/1537	0	1.00	20	(0)	50	414.5	118	720	0	0	0
XVII, 58	11/8/1537	8/8/1538	0	1.50	28	(0)	23.8	408.5	41	1,560	0	0	0
XVII, 180	8/8/1538	19/8/1539	0	3.75	24	(0)	111.3	609.5	147	0	0	0	0
XVII, 299-300	19/8/1539	7/8/1540	0	2.75	17	0	20	382	106	1,440	0	0	0
XVII, 395	7/8/1540	25/8/1541	0	12.25	35.5	0	95	379.5	406	1,320	0	0	0
XVII, 459-60	25/8/1541	12/7/1542	0	1.75	12	0	20	246	435	0	0	0	0
XVIII, 47	12/7/1542	28/7/1543	0	0	2	0	8.8	166	0	0	0	0	0
XVIII, 102-3	28/7/1543	2/8/1547	0	2.50	30.5	0	73.8	862.5	202	0	0	0	0
XVIII, 117	2/8/1547	11/7/1550	6.4	48.00	99	0	372.5	563	544	0	0	0	0
XVIII, 169-70	11/7/1550	Ca. 1551	0	4.88	29	0	70	280	46	0	0	0	0
XVIII, 169-70	Ca. 1551	24/9/1552	0	3.00	64	0	90	239	111	0	0	0	0
XVIII, 198	24/9/1552	16/9/1553	0	4.00	34	0	42.5	259	190	0	0	0	0
XVIII, 224-5	16/9/1553	10/4/1554	0	0	42	0	0	261	73	0	0	0	0
XVIII, 257-8	10/4/1554	19/9/1554	0	0	7.5	0	75	24	92	0	0	0	0
XVIII, 281	19/9/1554	27/8/1555	0	0	37	0	0	309.5	334	0	0	0	0
XVIII, 335	27/8/1555	20/11/1556	0	6.38	30	0	15	368	244	0	0	0	0
XIX, 3-4	20/11/1556	21/8/1557	0	3.25	32	0	25	257	113	0	0	0	0
XIX, 80	21/8/1557	22/8/1559	0	4.50	13.5	0	2.5	432	422	4,440	0	0	0
	22/8/1559	4/9/1572 <sup>1</sup>	-	-	-	-	-	-	-	-	-	-	-
XX, 144	24/7/1573	29/10/1574	0	6.67	41	0	102.5	255.5	30	0	0	0	0
XX, 207	29/10/1574	9/11/1575	0	8.38	24	0	80	215.5	118	0	0	0	0
XX, 249	9/11/1575	16/11/1576	0	12.50	33.2	0	132.5	243	33	0	0	640	0

<sup>1</sup> Customs leased for £68 13s. 4d. per year. *E.R.*, XIX, pp. 110, 170, 194, 220, 272, 292, 369; XX, pp. 20, 65, 95.

**A1-25: Montrose**

<i>Reference</i>	<i>Start Date</i>	<i>End Date</i>	<i>Wool</i> (sack)	<i>Woolfells</i> (sack)	<i>Hides</i> (daker)	<i>M..Fells</i> (sack)	<i>Cloth</i> (dozen)	<i>Salmon</i> (barrels)	<i>Herring</i> (barrel)	<i>Cod</i> (no.)	<i>Oil</i> (barrels)	<i>Stulling</i> (d.)	<i>Re-ext.</i> (d.)
XX, 272	16/11/1576	31/8/1577 <sup>1</sup>	0	17.00	33	0	- <sup>2</sup>	33	104	0	0	640 <sup>3</sup>	0
XX, 296	31/8/1577	2/2/1579	0	21.42	63.9	0	290	128	116	0	0	0	108 <sup>4</sup>
XX, 313	2/2/1579	19/1/1580 <sup>5</sup>	0	12.50	14.5	0	120 <sup>6</sup>	82	212	0	0	168 <sup>7</sup>	30 <sup>8</sup>
XXI, 5	19/1/1580	21/9/1580	0	9.50	13	0	45	152	18	0	0	640	0
XXI, 161-2	21/9/1580	29/11/1581	0	8.75	92.7	0	81.3	195.5	0	0	0	480	0
XXI, 215	29/11/1581	1/1/1583	0	6.75	15.5	0	92.5	233	24	0	0	640	0
E.71/21/2	1/10/1585	1/10/1586	0	3.38	28	0	57.5	124	475	0	0	800 <sup>9</sup>	0
XXII, 90-1	1/10/1589	1/10/1590	0	0	40.5	0	5.3	117.5	178	0	10	592	0
XXII, 247	1/10/1590	1/8/1592	0	6.38	7.5	0	10.7	241	42	0	4	4,000	852 <sup>10</sup>
XXIII, 88	1/8/1592	21/7/1595	0	5.50	43	0	165.3	258	84	14,400	12	4,000	1,560 <sup>11</sup>
XXIII, 131	21/7/1595	21/7/1596	0	2.25	5	0	80	32	36	0	4	1,680	2,400 <sup>12</sup>
XXIII, 186	21/7/1596	16/7/1597	0	5.50	0	0.5	101.3	106	24	0	14	1,040	1,920 <sup>12</sup>
XXIII, 244	16/7/1597	1/3/1598	0	1.50	0	0	0	60.5	0	0	0	320	480 <sup>12</sup>

<sup>1</sup> In addition 12 chalders of barley were customed.

<sup>2</sup> The customs for goods in the account are £5 10s. too little; this could be a result of cloth being carelessly omitted.

<sup>3</sup> 2.25 chalders malt, 30 iron pots, 7 dozen linen cloth, 5.5 dozen kersey, 4 pairs short hose, 44 plaiding "coitis": E.71/12/1.

<sup>4</sup> Timber by-products.

<sup>5</sup> In addition 1.75 chalders of salt were customed.

<sup>6</sup> Includes 5 dozen linen cloth customed at 12d. per dozen.

<sup>7</sup> 0.875 chalders stulling malt.

<sup>8</sup> Textiles.

<sup>9</sup> A ship called the *Nicolas* sailed to Norway in April paying customs of 20s. for stulling. In the following month a crayer called the *Villame* paid 13s. 4d. In June a ship called the *Nicolas* and a crayer called the *Margaret* sailed; they were customed at 20s. and 13s. 4d. respectively.

<sup>10</sup> Timber by-products 432d.; Baltic wares 420d.

<sup>11</sup> Timber 1,200d.; wine 120d.

<sup>12</sup> Timber.

## A1- 26: North Berwick

<i>Reference</i>	<i>Start Date</i>	<i>End Date</i>	<i>Wool (sack)</i>	<i>Woolfells (sack)</i>	<i>Hides (daker)</i>
II, 470-1	5/2/1375	5/3/1376	64.1	43.34	43.8
II, 511-2	3/8/1376	28/1/1377	57.0	6.19	2
II, 558	28/1/1377	11/3/1378	222.9 <sup>1</sup>	15.35	32.2
II, 602-3	11/3/1378	22/3/1379	186.5 <sup>2</sup>	9.64	49.4
III, 4-6	22/3/1379	4/2/1380	202.5	9.85	48.7
III, 55-6	4/2/1380	11/3/1381	176.9	23.31	160
III, 67	11/3/1381	5/3/1382	220.7	34.88	172.4
III, 93-4	5/3/1382	13/2/1383	99.1	12.83	78.7
III, 119-20	13/2/1383	15/3/1385	462.8 <sup>3</sup>	36.78 <sup>3</sup>	238.3 <sup>3</sup>
III, 152-3	1/3/1387 <sup>4</sup>	18/5/1387	48.9	11.88	- <sup>5</sup>
III, 171	18/5/1387	12/6/1388	134.7	20.03	82.4
III, 212	12/6/1388	12/2/1390	321.9	11.81	45.4
III, 225	12/2/1390	15/2/1391	148.5	7.53	36.5
III, 254-5	15/2/1391	19/3/1392	155.1	4.46	32.3
III, 295-6	19/3/1392	27/1/1393	262.7 <sup>6</sup>	8.70	26.6
III, 323-4	27/1/1393	20/3/1394	376.3	20.30	82.4
III, 356-7	20/3/1394	31/3/1395	151.2	28.47	54.3
III, 383	31/3/1395	19/4/1396	307.3	13.35	18.2
III, 407	19/4/1396	24/5/1397	182.3	24.30	57.2
III, 440-1	24/5/1397	26/4/1398	262.2	19.26	62.7
III, 464-5	26/4/1398	30/4/1399	167.8	11.29	27.1
III, 500-1	30/4/1399	19/5/1400	82.7	10.33	30.1

<sup>1</sup> Including 31 sacks of English wool.

<sup>2</sup> Including 30 sacks of English wool.

<sup>3</sup> Not including 14.5 sacks of wool and 2.32 sacks of woolfells customed at Haddington; 6.33 sacks of wool from Dunbar; and 1.75 sacks of wool and 3 dakers of hides customed at Kinghorn.

<sup>4</sup> In 15/3/1385-1/3/1387 the customs were in the hands of the Earl of Douglas.

<sup>5</sup> Hides, presumably, were mistakenly omitted; the total for the goods is 3,466d. too little, which could be the customs for 108.3 dakers of hides.

<sup>6</sup> Includes 24.75 sacks of English wool.

**A1- 26: North Berwick**

<i>Reference</i>	<i>Start Date</i>	<i>End Date</i>	<i>Wool (sack)</i>	<i>Woolfells (sack)</i>	<i>Hides (daker)</i>	<i>Misc. Fell (sack)</i>	<i>Cloth (dozen)</i>	<i>Herring (barrel)</i>	<i>Cod (no.)</i>
III, 523-4	19/5/1400	7/6/1401	110.1	7.51	84.7	-	-	-	-
III, 573-4	7/6/1401	19/6/1403	64.2	5.30	57	-	-	-	-
III, 620-1	19/6/1403	20/3/1406	10.5	0.50	2.5	-	-	-	-
IV, 50	20/3/1406	20/3/1408	50.9	0.67	35.5	-	-	-	-
IV, 88	20/3/1408	15/5/1409	41.8	0.83	6	-	-	-	-
IV, 119	15/5/1409	19/7/1410	47.8	0.50	3.3	-	-	-	-
IV, 146-7	19/7/1410	10/6/1412	74.2	4.07	49.7	-	-	-	-
IV, 177	10/6/1412	3/7/1413	34.3	0.17	10	-	-	-	-
IV, 203-4	3/7/1413	26/6/1414	15.8	0	2	-	-	-	-
IV, 226	26/6/1414	22/6/1415	38.1	1.00	0	-	-	-	-
IV, 245	22/6/1415	20/6/1416	31.9	1.00	5	-	-	-	-
IV, 279	20/6/1416	19/6/1417	44.3	1.60	25	-	-	-	-
IV, 297	19/6/1417	8/6/1418	46.5	0.48	8	-	-	-	-
IV, 313-4	8/6/1418	22/6/1420	35.7	2.08	42.1	-	-	-	-
IV, 347	22/6/1420	24/7/1421	26.7	4.75	132.5	-	-	-	-
IV, 367	24/7/1421	15/7/1422	26.9	1.33	11.5	-	-	-	-
IV, 386	25/7/1424	11/5/1425	20.9	1.25	12	0.23	0	-	-
IV, 402	11/5/1425	16/4/1426	33.2	2.79	18.7	0.11	0	-	-
IV, 442	21/5/1427	29/4/1428	50.8	5.27	8.9	0	0	-	-
IV, 478	29/4/1428	17/4/1429	67.0	9.06	5.7	0	0	-	-
IV, 503	17/4/1429	17/3/1430	51.7	5.51	6.9	0	0	-	-
IV, 525-6	17/3/1430	16/4/1431	48.6	13.43	42.2	0.15	20	-	-
IV, 559	14/5/1433	26/5/1434	29.5	5.65	20.6	0.13	7.5	-	-
IV, 608-9	26/5/1434	28/6/1435	8.0	1.63	5.7	2.13	0	-	-
V, 28-9	26/6/1436	1437	30.8	4.01	0	3.05	0	-	-
V, 28-9	1437	12/7/1438	13.9	4.68	19	-	22.8	-	-
V, 98	12/7/1438	26/8/1441	7.9	2.78	33	-	-	-	-
V, 114-5	26/8/1441	11/7/1442	16.1	0.85	9.9	-	-	-	-
V, 136	11/7/1442	31/7/1443	10.2	1.59	19.5	-	-	-	-
V, 143-4	31/7/1443	13/6/1444	23.0	2.05	12.9	-	-	-	-
V, 182	13/6/1444	13/7/1445	27.1	1.29	10.8	-	-	-	-

**A1-26: North Berwick**

<i>Reference</i>	<i>Start Date</i>	<i>End Date</i>	<i>Wool (sack)</i>	<i>Woolfells (sack)</i>	<i>Hides (daker)</i>	<i>Misc. Fell (sack)</i>	<i>Cloth (dozen)</i>	<i>Herring (barrel)</i>	<i>Cod (no.)</i>
V, 276-7	13/7/1445	1446	14.8	3.41	27.5	-	-	-	-
V, 276-7	1446	12/7/1447	2.5	3.21	23	-	-	-	-
V, 300	12/7/1447	5/9/1448	20.1	2.09	12	-	-	-	-
V, 337	5/9/1448	1/7/1449	21.7	2.33	47.1	-	-	-	-
V, 372	1/7/1449	9/7/1450	8.4	4.04	30.7	-	-	-	-
V, 421-2	9/7/1450	8/7/1451	9.3	1.99	27.8	-	-	-	-
V, 494	8/7/1451	28/11/1452	14.2	1.99	13	1.1	-	-	-
V, 554	28/11/1452	16/6/1453	4.0	1.15	0	2.1	6	-	-
V, 620	16/6/1453	7/7/1454	10.6	3.55	27	2.1	0	-	-
VI, 10-11	7/7/1454	14/7/1455	3.0	4.42	17.5	0	0	-	-
VI, 124-5	14/7/1455	18/9/1456	9.1	1.54	12.5	3.0 <sup>1</sup>	0	-	-
VI, 300	18/9/1456	13/7/1457	6.5	2.81	14.5	1.3	0	-	-
VI, 391	13/7/1457	1/7/1458	7.4	1.94	19.5	2.1	0	-	-
VI, 494	1/7/1458	13/7/1459	10.9	2.35	30.6	3.7	0	-	-
VI, 587-8	13/7/1459	1/7/1460	13.9	2.80	28	4.2	0	-	-
VII, 30	1/7/1460	19/3/1461	5.7	0.66	20	1.1	0	-	-
VII, 141	19/3/1461	6/7/1462	8.8	1.47	15.9	2.1	0	-	-
VII, 216	6/7/1462	23/8/1463	12.7	0.63	12	0.9	0	-	-
VII, 288	23/8/1463	18/6/1464	8.9	1.23	22	1.9	0	-	-
VII, 366	18/6/1464	28/6/1465	5.1	1.88	21	3.7	0	-	-
VII, 425-6	28/6/1465	27/6/1466	8.4	1.56	24	2.4	0	120	0
VII, 505-6	27/6/1466	12/6/1467	8.3	0.73	21	1.4	0	-	-
VII, 581-2	12/6/1467	28/6/1468	14.2	1.51	4	2.2 <sup>2</sup>	- <sup>2</sup>	36	6,720
VII, 656	28/6/1468	20/7/1469	7.2	2.30	11	4.3	0	36	4,080
VIII, 126-7	5/7/1470	27/6/1471	11.0	1.30	3.5	3.0	0	16	2,400
VIII, 194	26/6/1472	8/7/1473	0.0	0	5.5	0	9	0	1,015
VIII, 249	8/7/1473	21/6/1474	3.6	0.73	6.5	1.5	32.3	0	1,200
VIII, 310	21/6/1474	19/6/1475	4.3	0.58	18	1.2	17	0	0
VIII, 382	19/6/1475	5/7/1476	8.9	0.73	18.3	1.7	18	7	1,680

<sup>1</sup> 7/7/1454-18/9/1456.

<sup>2</sup> Additionally customs of 144d. for 1 piece of cloth and rabbitskins.

**A1- 26: North Berwick**

<i>Reference</i>	<i>Start Date</i>	<i>End Date</i>	<i>Wool (sack)</i>	<i>Woolfells (sack)</i>	<i>Hides (daker)</i>	<i>Misc. Fell (sack)</i>	<i>Cloth (dozen)</i>	<i>Herring (barrel)</i>	<i>Cod (no.)</i>
VIII, 469	5/7/1476	7/8/1477	0.0	0	20	0.0	46	0	120
VIII, 542	7/8/1477	4/7/1478	0.0	0	0	0.2	29	47	600
VIII, 624	4/7/1478	19/6/1479	2.3	0.58	29.5	1.6	0	0	360
IX, 67-8	19/6/1479	26/6/1480	2.7	0.69	0	1.5	10	11	600
IX, 147	26/6/1480	6/7/1481	0	0	25	0	0	36	0
IX, 197-8	6/7/1481	13/6/1482	1.4	0	21	0	8	58	0
IX, 212	13/6/1482	20/6/1483	0	0.75	15.6	2.8	0	0	0
IX, 282	20/6/1483	30/6/1484	0	0	8.7	0	0	0	0
IX, 337	30/6/1484	28/6/1485	0	0.88	0	1.4	0	0	0
IX, 438	28/6/1485	27/6/1486	0	0	0	0	0	0	0
IX, 536	27/6/1486	4/7/1487	2.7	0.82	0	1.2	0	0	480
X, 49	4/7/1487	19/7/1488	2.6	0	3	0.3	3	12	0
X, 131	19/7/1488	26/6/1489	0	0.54	0	1.7	9	22	240
X, 227	26/6/1489	26/6/1490	0	0.52	4.3	1.5	25.8	56.5	0
X, 295-6	26/6/1490	21/6/1491	0	0.38	26	1.1	26	19	0
X, 352-3	21/6/1491	4/7/1492	0	0	3.7	0.1	12	48	420
X, 380	4/7/1492	5/7/1493	0	0	4.5	0	11	45	120
X, 454	5/7/1493	13/6/1494	0	0.25	0	0.6	1	0	0
X, 533	13/6/1494	21/8/1495	0	0.25	11	0.4	0	12	360
X, 604	21/8/1495	20/6/1496	0	0	3	0	9	6	360
XI, 51	20/6/1496	20/6/1497	0	0	0	0.3	6	0	0
XI, 113	20/6/1497	22/6/1498	0	0.25	4.5	0.4	13	0	660
XI, 221	22/6/1498	21/1/1500	1.7	0	12	0	0	0	2,580
XI, 267-8	21/1/1500	14/11/1500	11.2	0.50	8.2	0.8	25.7	0	0
XI, 365	14/11/1500	18/6/1501	0	0	0	0	0	0	600
XII, 82	18/6/1501	18/7/1502	0	0	0	0.7	38.4	0	1,440
XII, 158	18/7/1502	27/6/1503	0	1.00	0	1.4	0	0	0
XII, 268	27/6/1503	20/6/1504	0	0	0	0	24.4	0	960
XII, 470	20/6/1504	7/7/1506	2.8	0	23	0	0	0	1,440
XIII, 87	4/8/1507	3/7/1508	0	0	10.5	0	0	8	0
XIII, 228	3/7/1508	20/6/1509	0	1.50	5	0	0	0	0
XIII, 359	20/6/1509	5/8/1510	0	0.50	10	0	0	0	1,080

**A1- 26: North Berwick**

<i>Reference</i>	<i>Start Date</i>	<i>End Date</i>	<i>Wool (sack)</i>	<i>Woolfells (sack)</i>	<i>Hides (daker)</i>	<i>Misc. Fell (sack)</i>	<i>Cloth (dozen)</i>	<i>Herring (barrel)</i>	<i>Cod (no.)</i>
XIII, 388	5/8/1510	5/8/1511	0	1.50	0	0	0	0	600
XV, 267	-	12/7/1526	0	1.00	0	0	6.5	0	0
XVI, 37	12/7/1526	20/7/1529 <sup>1</sup>	-	-	-	-	-	-	-
XVI, 62	20/7/1529	26/7/1530 <sup>2</sup>	-	-	-	-	-	-	-
XVI, 147	26/7/1530	5/8/1531	1.67	0	0	0	0	0	0
	5/8/1531	10/7/1532	1	0	7	0	0	0	0

<sup>1</sup> No goods given; £1 13s. 6d. per year was paid to the Comptroller (like a lease). *E.R.*, XV, pp. 358, 437, 510.

<sup>2</sup> No goods given; £1 per year was paid to the Comptroller (like a lease).



**A1-27: Perth**

<i>Reference</i>	<i>Start Date</i>	<i>End Date</i>	<i>Wool (sack)</i>	<i>Woolfells (sack)</i>	<i>Hides (daker)</i>	<i>Reference</i>	<i>Start Date</i>	<i>End Date</i>	<i>Wool (sack)</i>	<i>Woolfells (sack)</i>	<i>Hides (daker)</i>
I, 78-9	20/2/1327	23/1/1328	306.3	8.5	93.7	III, 119	3/3/1384	15/3/1385	484.7	16.8	754.7
I, 96-7	23/1/1328	15/6/1328	54.6	9.4	130.9	III, 138-9	15/3/1385	1/4/1386	73.4	4.1	322.2
I, 175-7	15/6/1328	20/8/1329	372.0	19.7	533.2	III, 145-6	1/4/1386	12/5/1387	357.6	17.9	1,736.7
I, 277	20/8/1329	9/6/1330	61.2	5.1	648	III, 173-4	12/5/1387	13/6/1388	382.4	16.3	762.4
I, 318-9	9/6/1330	10/3/1331	313.5	4.0	677.2	III, 190-1	13/6/1388	21/2/1389	185.4	3.9	217.3
I, 371-2	10/3/1331	16/12/1331	173.8 <sup>1</sup>	2.7 <sup>1</sup>	239.8 <sup>1</sup>	III, 209-11	21/2/1389	11/2/1390	295.4	17.3	699.2
I, 538-9	8/6/1342	18/8/1343	130.3 <sup>2</sup>	6.0 <sup>2</sup>	114.7 <sup>2</sup>	III, 228	11/2/1390	24/2/1391	242.6	10.4	307.7
II, 98-9	7/6/1361	21/1/1362	441.6	11.3	400.8	III, 255-7	24/2/1391	19/3/1392	308.0	27.7	656
II, 99	21/1/1362	13/8/1362	394.6	1.9	146	III, 302-3	19/3/1392	3/2/1393	225.7	3.4	225.1
II, 134-6	13/8/1362	5/12/1364	1,051.8	34.5	956.6	III, 329-31	3/2/1393	24/3/1394	341.3	25.1	491.4
II, 190-1	5/12/1364	15/7/1365	68.1	17.5	401.7	III, 362-3	24/3/1394	6/4/1395	133.1	13.2	218.9
II, 191	15/7/1365	10/1/1366	346.3	10.5	197.5	III, 389-90	6/4/1395	26/4/1396	402.9	27.8	422.8
II, 244	10/1/1366	1/7/1366	25.8	16.0	439.7	III, 417-8	26/4/1396	1/6/1397	339.2	17.5	561.3
II, 244-5	1/7/1366	20/1/1367	382.0 <sup>3</sup>	16.9	470.2	III, 444-5	1/6/1397	30/4/1398	276.0	22.6	606.8
II, 271-2	20/1/1367	15/7/1367	16.1	4.6	101.3	III, 468-9	30/4/1398	3/5/1399	253.2	19.6	464
II, 272	15/7/1367	18/1/1368	353.5	3.0	217.3	III, 494-6	3/5/1399	15/5/1400	252.7	15.4	372.9
II, 319-20	15/1/1369	17/1/1370	368.4	12.1	412.7	III, 525	15/5/1400	8/6/1401	282.5	14.3	395.4
II, 384	4/2/1372	15/2/1373	836.6	16.5	586.1	III, 547-8	8/6/1401	6/7/1402	299.7	11.7	303.4
II, 397	15/2/1373	7/2/1374	538.4	21.1	353.6	III, 575-6	6/7/1402	20/6/1403	206.8	15.1	589.4
II, 483-4	3/2/1375	11/3/1376	248.9	40.4	329.1	III, 599-601	20/6/1403	7/7/1404	270.3	11.3	534.4
II, 533-4	11/3/1376	6/2/1377	290.4	24.5	412.5	III, 631-4	7/7/1404	25/3/1406	387.0	15.5	543.5
II, 560-1	6/2/1377	12/3/1378	399.3	12.7	478.4	IV, 10-12	25/3/1406	13/3/1407	244.5	23.8	406.6
II, 610-11	12/3/1378	26/3/1379	348.1	3.9	364.8	IV, 54-5	13/3/1407	23/3/1408	189.6	7.1	233.6
III, 10-12	26/3/1379	9/2/1380	476.6	5.4	204.4	IV, 89-90	23/3/1408	17/5/1409	276.2	27.8	447
III, 51-2	9/2/1380	9/3/1381	132.1	23.5	608.1	IV, 109-10	17/5/1409	15/7/1410	280.8	11.0	376.3
III, 71	9/3/1381	7/3/1382	407.9	29.5	917.5	IV, 150-1	15/7/1410	10/7/1412	503.0	39.9	647.8
III, 98-100	7/3/1382	17/2/1383	306.8	10.3	561.8	IV, 173-5	10/7/1412	1/7/1413	287.6	25.0	465.7
						IV, 201-2	1/7/1413	22/6/1414	239.9	26.1	397.5
						IV, 221-2	22/6/1414	19/6/1415	260.0	16.2	152.3
						IV, 253-4	22/6/1415	26/6/1416	241.0	25.7	132.6

<sup>1</sup> Of which 5.04 sacks of wool, 12.1 dakers of hides and no woolfells were exported by foreign merchants.

<sup>2</sup> Of which 11.58 sacks of wool were and no hides or woolfells were exported by foreign merchants.

<sup>3</sup> Not including 3.56 sacks of wool customed at Dundee.

**A1-27: Perth**

<i>Reference</i>	<i>Start Date</i>	<i>End Date</i>	<i>Wool</i> (sack)	<i>Woolfells</i> (sack)	<i>Hides</i> (daker)	<i>M.. Fells</i> (sack)	<i>Cloth</i> (dozen)	<i>Salmon</i> (barrel)	<i>Oil</i> (barrel)	<i>Tallow</i> (barrel)	<i>Misc. Manu</i> (Gloves d.)	<i>Re-exports</i> (d.)
IV, 274-5	26/6/1416	18/6/1417	184.8	15.9	328	-	-	-	-	-	-	-
IV, 301-2	18/6/1417	10/6/1418	182.3	23.3	208.5	-	-	-	-	-	-	-
IV, 325-6	10/6/1418	27/7/1420	240.5	28.8	782.6	-	-	-	-	-	-	-
IV, 345-6	27/7/1420	20/7/1421	88.7	13.1	249.6	-	-	-	-	-	-	-
IV, 363	20/7/1421	12/7/1422	143.6	5.5	132.8	-	-	-	-	-	-	-
IV, 388	26/7/1424	12/5/1425	119.0	14.0	269.2	-	-	-	-	-	-	-
IV, 405-6	12/5/1425	19/4/1426	185.0	21.4	323.1	0	303.4	(32) <sup>1</sup>	-	-	-	-
IV, 446-8	19/5/1427	4/5/1428	286.5	30.2	210.3	0	230.5	(0)	-	-	-	-
IV, 465-6	4/5/1428	12/4/1429	212.7	20.5	102.5	0	119.0	(0)	-	-	-	-
IV, 514-5	12/4/1429	27/3/1430	188.9	32.9	198.2	0	218.2	(0)	-	-	-	-
IV, 534-5	27/3/1430	2/5/1431	178.7	19.2	215.7	0	166.7	(0)	-	-	-	-
IV, 563-4	11/5/1433	31/5/1434	133.0	25.9	299	0	85.5	(0)	-	-	-	-
IV, 612-4	31/5/1434	4/7/1435	90.4	16.3	26.9	8.98	40.0	(0)	-	-	-	-
V, 18-9	23/7/1437	5/7/1438	117.1	23.0	195	-	-	-	-	-	-	-
V, 72-4	5/7/1438	18/6/1440	131.8	16.7	470.3	-	-	-	-	-	-	-
V, 98-9	18/6/1440	28/8/1441	77.4	9.9	142.5	-	-	-	-	-	-	-
V, 114	28/8/1441	10/7/1442	61.7	4.8	53.9	-	-	-	-	-	-	-
V, 128-9	10/7/1442	20/7/1443	94.4	13.2	117.5	-	-	-	-	-	-	-
V, 156-7	20/7/1443	11/7/1444	98.1	15.0	76	-	-	-	-	-	-	-
V, 185-7	11/7/1444	21/7/1445	93.8	23.0	239.4	-	-	-	-	-	-	-
V, 230-1	21/7/1445	13/7/1446	119.0	21.3	242.5	-	-	-	-	-	-	-
V, 262-3	13/7/1446	3/7/1447	85.7	23.7	277.7	-	-	(0)	-	-	-	-
V, 302-3	3/7/1447	1/7/1448	112.3	18.4	262	-	-	(0)	-	-	-	-
V, 338-9	6/12/1448	8/7/1449	75.3	13.5	105	-	-	(0)	-	-	-	-
V, 377-8	8/7/1449	13/7/1450	43.9	29.7	225.2	-	-	(0)	-	-	-	-
V, 425-6	13/7/1450	12/7/1451	66.5	11.8	250.5	-	-	(0)	-	-	-	-
V, 495-6	12/7/1451	1/12/1452	70.1	8.8	97	-	10	(0)	-	-	-	-
V, 554-5	1/12/1452	19/6/1453	25.5	4.1	82.5	-	0	(0)	-	-	-	-
V, 625-6	19/6/1453	11/7/1454	33.2	6.6	360	-	34.3 <sup>2</sup>	(0) <sup>3</sup>	-	-	-	-

<sup>1</sup> Custom of salmon bought by the English. The quantity has been calculated at a rate of 60d. per barrel for customs.

<sup>2</sup> Including 12 dozen woollen cloth (240d.) exported at this time, to be charged in the next account.

<sup>3</sup> The customar did not charge customs on salmon.

**A1-27: Perth**

<i>Reference</i>	<i>Start Date</i>	<i>End Date</i>	<i>Wool (sack)</i>	<i>Woolfells (sack)</i>	<i>Hides (daker)</i>	<i>M.. Fells (sack)</i>	<i>Cloth (dozen)</i>	<i>Salmon (barrel)</i>	<i>Oil (barrel)</i>	<i>Tallow (barrel)</i>	<i>Misc. Manu (Gloves d.)</i>	<i>Re-exports (d.)</i>
VI, 20-1	11/7/1454	18/7/1455	28.9	5.3	216.5	-	49.7	(0)	-	-	-	-
VI, 127-8	18/7/1455	23/9/1456	27.5	11.0	113	-	0	(0)	-	-	-	-
VI, 299-300	23/9/1456	12/7/1457	29.0	10.2 <sup>2</sup>	45.5	-	0	(0)	-	-	-	-
VI, 395	12/7/1457	7/7/1458	32.5	10.9	46.5	-	0 <sup>3</sup>	(0)	-	-	-	-
VI, 493-4	7/7/1458	12/7/1459	28.3	13.2	68	-	13	(0)	-	-	-	-
VI, 584	12/7/1459	21/6/1460	41.7	12.3	120	-	0	(0)	-	-	-	-
VII, 38	21/6/1460	18/3/1461	27.0	1.2	14.5	-	0	(0)	-	-	-	-
VII, 137-8	18/3/1461	2/4/1462	50.4	11.1	143.5	-	0	(0)	-	-	-	-
VII, 217	2/4/1462	15/8/1463	65.4	11.2	105.5	-	0	(0)	-	-	-	-
VII, 294-5	15/8/1463	28/6/1464	54.6	12.0	36	-	0	(0)	-	-	-	-
VII, 367-8	28/6/1464	2/7/1465	38.0	16.2	136	-	40	(0)	-	-	-	-
VII, 426	2/7/1465	28/6/1466	20.1	6.3	124	-	95.5	(0) <sup>4</sup>	-	-	-	-
VII, 511	28/6/1466	6/7/1467	47.3	9.7	72	-	27.0	241 <sup>5</sup>	-	-	-	-
VII, 587-8	6/7/1467	6/7/1468	50.2	8.8	20.5	-	58.3	199 <sup>6</sup>	-	-	-	-
VII, 664-5	6/7/1468	24/7/1469	33.0	9.3	34.5	(0)	17.8	-	-	-	-	-
VIII, 129-30	13/7/1470	5/7/1471	43.2	7.6	13	(0)	108.0	38	0	0	-	-
VIII, 194-5	10/7/1472	10/7/1473	30.0	7.6	12.5	(0)	101.6	89	0	0	-	-
VIII, 256-7	10/7/1473	9/7/1474	41.4	8.5	62	(0)	61.0	298	0	0	-	-
VIII, 314-5	9/7/1474	5/7/1475	48.3	8.3	147.5	(1.5) <sup>7</sup>	29.5	220	0	0	-	-
VIII, 383	5/7/1475	12/7/1476	17.3	9.6	133.5	(0)	108.0	329	0	0	-	-
VIII, 459-60	12/7/1476	15/7/1477	21.7	14.2	135.5	(0)	47.5	422	0	0	-	-
VIII, 549	15/7/1477	23/7/1478	0.0	0	8.5	(0)	169.4	230	0	0	-	-
VIII, 626-7	23/7/1478	9/7/1479	13.9	10.6	179	(0)	86.7	309	0	0	-	-
IX, 72-3	9/7/1479	1/7/1480	12.8	4.0	20.5	(0)	71.0	317	0	0	-	0
IX, 148	1/7/1480	11/7/1481	15.1	2.9	41.5	(0)	39.8	443	0	0	-	0

<sup>1</sup> Not including 12 dozen (240d.) from the previous account.

<sup>2</sup> Not including 0.5 sacks of woolfells customed at Kinghorn.

<sup>3</sup> 28 dozen woollen cloth was taken to Edinburgh and customed there.

<sup>4</sup> Custom on salmon was not charged, despite orders to do so in the previous Exchequer.

<sup>5</sup> Customs on all salmon exports for this and previous year; these duties were not actually levied or collected.

<sup>6</sup> Customs on all salmon exports; these duties were not actually levied or collected.

<sup>7</sup> Customs on those outwith the burgh.

**A1-27: Perth**

<i>Reference</i>	<i>Start Date</i>	<i>End Date</i>	<i>Wool</i> (sack)	<i>Woolfells</i> (sack)	<i>Hides</i> (daker)	<i>M.. Fells</i> (sack)	<i>Cloth</i> (dozen)	<i>Salmon</i> (barrel)	<i>Oil</i> (barrel)	<i>Tallow</i> (barrel)	<i>Misc. Manu</i> (Gloves d.)	<i>Re-exports</i> (d.)
IX, 200-1	11/7/1481	4/9/1482	20.9	6.3	117	(0) <sup>1</sup>	70.7	96	0	0	-	0
IX, 225-6	4/9/1482	5/7/1483	31.8	8.0	97.1	(0)	46.3	19	0	11	-	0
IX, 290-1	5/7/1483	28/7/1484	41.3	6.9 <sup>2</sup>	98.5	(0)	10 <sup>3</sup>	18	0	0	-	0
IX, 342-3	28/7/1484	29/7/1485	31.7	8.9	91.5	(0)	43.5	70	0	0	-	0
IX, 443-4	29/7/1485	24/7/1486	18.7	6.0	51.5	(0)	72.6	83	0	0	-	0
IX, 540-1	24/7/1486	30/9/1486	18.1	3.2	0	(0)	47	33	0	0	-	0
IX, 540-1	30/9/1486	2/2/1487	0	0	0	(0)	0	0	0	0	-	0
IX, 540-1	2/2/1487	19/7/1487	10.3	15.5	0	(0)	94	10	0	0	-	0
X, 50-1	19/7/1487	24/7/1488	29.3	10.5	62.5	(0)	84.8	105	0	0	-	0
X, 136	24/7/1488	8/7/1489	28.5	7.8	86.5	(0)	245.8	10	0	0	-	0
X, 238-9	8/7/1489	8/7/1490	23.7	2.4	83.5	(0)	242	21	0	0	-	0
X, 299-300	8/7/1490	4/7/1491	20.2	6.8	83	(0)	113.8	33	0	0	-	0
X, 363-4	4/7/1491	24/7/1492	10.9	2.1	44.5	(0)	126.8	81	0	0	-	0
X, 383-4	24/7/1492	16/7/1493	22.7	10.1	62	(0)	237.8	51.5 <sup>4</sup>	0	0	-	0
X, 457-8	16/7/1493	20/6/1494	21.1	5.4	84	(0)	154.3	11	0	0	-	0
X, 529	20/6/1494	6/8/1495	39.3	10.1	43.5	(0)	142.5	80	0	0	-	0
X, 607-8	6/8/1495	30/6/1496	37.3	8.9	75.5	(0)	186.3	74	0	0	-	0
XI, 46-7	30/6/1496	6/7/1497	19.3	5.6	49.5	(0)	180.9	48	0	0	-	0
XI, 118	6/7/1497	3/7/1498	36.0	13.5	102.5	(0)	112.4	88	0	0	-	0
XI, 269	3/7/1498	27/2/1499	8.0	0.5	40	(0)	29.6	138	0	0	-	0
XI, 269-70	27/2/1499	20/11/1500	56.7	10.3	113	(0)	298	115.5 <sup>5</sup>	0	0	-	0
XI, 367	20/11/1500	3/7/1501	25.8	13.6	54.5	(0) <sup>6</sup>	113	0	0	0	-	0
XII, 82-3	3/7/1501	19/7/1502	49.9	11.2	58.5	(0)	150	39	0	0	-	0
XII, 166	19/7/1502	6/7/1503	30.4	8.1	109	(0)	340.3	45	0	0	-	0
XII, 268-9	6/7/1503	10/7/1504	36.8	8.7	167	(0)	192.5	26	0	0	-	0
XII, 375-6	10/7/1504	15/7/1505	28.5	9.2	148	(0)	242	69	0	0	-	0
XII, 470-1	15/7/1505	13/7/1506	31.5	11.5	100	(0)	284	88	0	0	-	0

<sup>1</sup> The customars were commanded to levy duties on shorlings, scaldings, fufefells, lentrenware, and lambskins.

<sup>2</sup> Excluding 0.1 sacks of woolfells counted twice by error.

<sup>3</sup> Estimate for 1 pack of cloth fraudulently exported.

<sup>4</sup> Not including the customs on the 7 barrels of salmon, a matter of dispute.

<sup>5</sup> Not including the customs on 12 barrels of salmon which were to be charged at Dundee.

<sup>6</sup> The King to be consulted about the customs for shorlings and fufefells.

**A1-27: Perth**

<i>Reference</i>	<i>Start Date</i>	<i>End Date</i>	<i>Wool</i> (sack)	<i>Woolfells</i> (sack)	<i>Hides</i> (daker)	<i>M.. Fells</i> (sack)	<i>Cloth</i> (dozen)	<i>Salmon</i> (barrel)	<i>Oil</i> (barrel)	<i>Tallow</i> (barrel)	<i>Misc. Manu</i> (Gloves d.)	<i>Re-exports</i> (d.)
XIII, 370-1	13/7/1506	11/7/1509 <sup>1</sup>	-	-	-	-	-	-	-	-	-	-
XIII, 385-6	20/3/1510 <sup>2</sup>	3/9/1510	20.0	28.3	165.5	(0)	227	0	0	0	-	0
XIII, 577-8	3/9/1510	21/7/1511	30.0	27.4	124	(0)	276	155.5	0	0	-	0
XIII, 578;	21/7/1511	1/5/1512	20.0	26.7	157	(0)	393	199	0	0	-	0
XIV, 100-1	1/5/1512	6/8/1513 <sup>3</sup>	15.5	18.7	75.5	(0)	311	140	0	0	-	0
XIV, 100-1	6/8/1513	April 1514	8.8	24.2	60	(0)	283	101	0	0	-	0
XIV, 100-1	April 1514	24/10/1514	5.8	6.5	23	(0)	134	137.5	0	0	-	0
XIV, 99-100	24/10/1514	6/9/1515	16.7 <sup>4</sup>	25.9	133.5	(0)	300	61.5	0	0	-	0
XIV, 196-7	6/9/1515	8/8/1516	16.3 <sup>5</sup>	32.0 <sup>5</sup>	119.5	(0)	513.8	84	0	13.5	-	0
XIV, 262-3	8/8/1516	17/7/1517	20.5	42.4	116	(0)	423.8	164	0	0	-	0
XIV, 332-3	17/7/1517	18/8/1518	24.3 <sup>6</sup>	37.3 <sup>6</sup>	184	(0)	613.8	430	0	0	-	0
XIV, 439-40	18/8/1518	1519	13.7 <sup>7</sup>	31.2 <sup>7</sup>	307	(0)	278.8	230	0	0	-	0
XIV, 439-40	1519	1520	14.9 <sup>7</sup>	27.426	269	(0)	472.5	236.5	0	0	-	0
XIV, 439-40	1520	Sep 1521	19.2 <sup>7</sup>	24.6 <sup>7</sup>	206	(0)	270	298	0	0	-	0
XIV, 439-40	Sep 1521	9/4/1522	4.8 <sup>7</sup>	0.6 <sup>7</sup>	12	(0)	60	202	0	0	-	0
XV, 63-2	9/4/1522	4/4/1524	3.0	0	86	(0)	95	204	0	0	-	0
XV, 182	4/4/1524	3/8/1525	12.3	20.0	64	(0)	152.5	236	0	0	-	0
XV, 268	3/8/1525	20/7/1526	19.8	25.1	87	(0)	292.5	236	0	0	-	0
XV, 359-60	20/7/1526	13/7/1527	18.5	24.6	129	(0)	473.8	246	0	0	-	0
XV, 442	13/7/1527	27/7/1528	9.3	20.7	133	(0)	373.8	209	0	0	-	0
XV, 510	27/7/1528	21/7/1529	6.0	14.7 <sup>8</sup>	114	(0) <sup>9</sup>	237.5	205	0	0	-	0
XVI, 37-8	21/7/1529	27/7/1530	4.5	18.5	126.8	(0)	283.8	348	0	0	-	0

<sup>1</sup> Customs leased for £140 per year. *E.R.* XIII, pp. 94, 237-8.

<sup>2</sup> The Exchequer noted the custom had not accounted for the period 11/7/1509-20/3/1510.

<sup>3</sup> This account was not subsequently discharged, and was repeated the next year, *E.R.*, XIV, p. 100. The difference was that on the second occasion there was 1 less barrel of salmon and 1 dozen more cloth.

<sup>4</sup> Not including 5 sacks of wool customed at Dunfermline.

<sup>5</sup> Not including 2.5 sacks of wool and 0.5 sacks of woolfells customed at Dunfermline and Dysart respectively (as stated in the 1517 account)

<sup>6</sup> Not including 2.5 sacks of wool and 0.5 sacks of woolfells customed at Dunfermline.

<sup>7</sup> Not including 12.33 sacks of wool and 3.25 sacks of woolfells customed at Edinburgh and Dunfermline for the period August 1518-April 1422. Therefore 2.08 sacks of wool and 0.81 sacks of woolfells per year subtracted.

<sup>8</sup> Not including 1.85 sacks of woolfells customed at Dysart.

<sup>9</sup> Customars were ordered to levy and collect customs on shorlings, scaldings, and furefells.

**A1-27: Perth**

<i>Reference</i>	<i>Start Date</i>	<i>End Date</i>	<i>Wool</i> (sack)	<i>Woolfells</i> (sack)	<i>Hides</i> (daker)	<i>M.. Fells</i> (sack)	<i>Cloth</i> (dozen)	<i>Salmon</i> (barrel)	<i>Oil</i> (barrel)	<i>Tallow</i> (barrel)	<i>Misc. Manu</i> (Gloves d.)	<i>Re-exports</i> (d.)
XVI, 61	27/7/1530	3/8/1531	5.3	21.8	120	(0)	280	260	0	0	-	0
XVI, 150	3/8/1531	24/3/1532	4.3	3.2	112	(0)	47.5	187	0	0	-	0
XVI, 151	24/3/1532	20/7/1532	3.5	13.9	64	(0)	172.5	23	0	0	-	0
XVI, 228	20/7/1532	5/8/1533 <sup>1</sup>	1.0	2.5	49	0.25	183.8	238	0	0	-	0
XVI, 358	5/8/1533	7/11/1533	0.0	3.7	185	0.25	32.5	291.5	0	0	-	0
XVI, 358	7/11/1533	25/8/1534	7.8	17.0	175	0.25	177.5	229	0	0	-	0
XVI, 378	25/8/1534	27/8/1535	5.5	9.5	142	1.00	22.5	382	0	0	-	0
XVII, 44-5	11/8/1536	21/8/1537	4.3	8.5	78	0	155	510 <sup>2</sup>	0	0	-	0
XVII, 57	21/8/1537	8/8/1538	6.0	18.8	134	0	125	585 <sup>3</sup>	0	0	-	0
XVII, 184	8/8/1538	5/9/1539	5.3	17.6	111	0.38 <sup>4</sup>	270	442	0	0	-	0
XVII, 304	5/9/1539	23/8/1540	10.5	13.4	199	7.25	182.5	325	0	0	-	0
XVII, 395-6	23/8/1540	26/8/1541	3.0	19.0	173.5	5.38	258.8	393	0	0	-	0
XVII, 460	26/8/1541	12/7/1542	2.0	16.6	76.5	5.50	310	407	0	0	-	0
XVIII, 103-4	8/3/1544 <sup>5</sup>	20/8/1547	0.5	13.8	213	4.25	452.5	367	0	0	-	0
XVIII, 114-5	20/8/1547	4/7/1550	2.5	57.4	58	11.50 <sup>32</sup>	175	141	0	0	-	0
XVIII, 146-7	4/7/1550	15/9/1551	1	7.5	88.5	7.20	215	157	0	0	-	0
XVIII, 170-1	15/9/1551	6/10/1552	0	11.0	91.5	6.75	305	125	0	0	-	0
XVIII, 223-4	12/10/1552	22/9/1553	0	20.3	53.5	1.75	635	460	0	0	-	0
XVIII, 223-4	22/9/1553	10/4/1554	0	11.8	35.5	2.69	285	138	0	0	-	0
XVIII, 257	10/4/1554	19/9/1554	0	1.8	2	2.25	145	131	0	0	-	0
XVIII, 282-3	19/9/1554	2/9/1555	0	10.3	40	14.28	372.5	276	0	0	-	0
XVIII, 334	2/9/1555	15/9/1556 <sup>6</sup>	-	-	-	-	-	-	-	-	-	-
XIX, 3	15/12/1556	20/8/1557	0	25.0	150.5	4.08	207.5	94	0	0	-	0
XIX, 34	20/8/1557	9/8/1558	0	0.5	12	1.75	30	147	0	0	-	0
	1/9/1558	28/8/1566 <sup>7</sup>	-	-	-	-	-	-	-	-	-	-

<sup>1</sup> In addition 18 barrels of flesh were customed.

<sup>2</sup> Including 28 barrels of salmon which Dundee's customar claimed were sent from Perth.

<sup>3</sup> Not including 10 barrels of salmon not exported

<sup>4</sup> By composition with the auditors of the Exchequer.

<sup>5</sup> The Exchequer noted the customar had not accounted for the period 12/7/1542-8/3/1544.

<sup>6</sup> Customs leased for £156 per year.

<sup>7</sup> Customs were leased for £126 per year. In 21/8/1559-26/9/1560 the customars paid only £38 13s. 4d. since this was the extent of their receipts. *E.R.*, XIX, pp. 80, 109, 169-70, 193, 220, 274, 293, 323

**A1-27: Perth**

<i>Reference</i>	<i>Start Date</i>	<i>End Date</i>	<i>Wool</i> (sack)	<i>Woolfells</i> (sack)	<i>Hides</i> (daker)	<i>M.. Fells</i> (sack)	<i>Cloth</i> (dozen)	<i>Salmon</i> (barrel)	<i>Oil</i> (barrel)	<i>Tallow</i> (barrel)	<i>Misc. Manu</i> (Gloves d.)	<i>Re-exports</i> (d.)
XX, 146-7	9/1/1574 <sup>1</sup>	2/11/1574	0	14.3	156.5	17.55	62.5	352	0	0	0	60 <sup>2</sup>
XX, 207	2/11/1574	8/11/1575	0	15.8	183	21.69	832.5	322.5	4	0	834	141 <sup>2</sup>
XX, 248-9	8/11/1575	16/11/1576	0	16.3	155.7	33.47	610	277	9	0	1,500	384 <sup>3</sup>
XX, 273	16/11/1576	10/12/1577	0	8.0	109.6	34.86	595	416	73	0	738	660 <sup>4</sup>
XX, 294	10/12/1577	20/12/1578	0	13.8	134.3	38.74	480	154	0.5	0	2,010	2,880 <sup>5</sup>
XX, 312	20/12/1578	12/1/1580	0	9.0	112	26.56	525	332	12	0	792	368 <sup>6</sup>
XXI, 2-3	12/1/1580	12/9/1580	0	6.5	94.4	23.69	110	41	0	0	2,691	992 <sup>7</sup>
XXI, 156	12/9/1580	14/8/1581	0	8.0	51.6	23.59	377.5	290	0	0	1,872	432 <sup>8</sup>
XXI, 205	14/8/1581	13/8/1582	0	13.3	78	25.22	501.3	294	0	0	1,980	180 <sup>9</sup>
XXII, 172	1/10/1590	1/10/1591	0	10.5	40	12.56	128	144	15	0	600	0
XXII, 244	1/10/1591	19/7/1592 <sup>10</sup>	0	7.8	12.5	6.77	61.3	24	18	0	120	80 <sup>9</sup>
XXII, 332	19/7/1592	17/7/1593	0	8.0	18	5.05	74.7	50	2	0	282	80 <sup>9</sup>
XXII, 420	17/7/1593	18/7/1594	0	8.0	0	8.25	18	28	0	0	150	80 <sup>9</sup>
XXIII, 86	18/7/1594	15/7/1595	0	10.0	30	6.67	87.5	41	0	0	150	0
XXIII, 133	15/7/1595	12/7/1596	0	5.8	4	4.52	106.7	60	0	0	270	80 <sup>9</sup>
XXIII, 184	12/7/1596	12/7/1597 <sup>11</sup>	0	9.0	13	8.69	46.7	85	0	0	390	80 <sup>9</sup>
XXIII, 243	1/3/1598	21/7/1598	0	23.0	27	1.36	104.2	0	0	0	0	0
XXIII, 334	20/7/1598	1/12/1598	0	14.0	0	3.38	118.3	48	0	0	0	0
XXIII, 334	1/12/1598	24/7/1599	0	16.0	0	2.94	0	0	0	0	0	0

<sup>1</sup> The Exchequer noted the customers failed to account for the period 13/10/1573-9/1/1574.

<sup>2</sup> Timber by-products.

<sup>3</sup> Timber by-products 84d.; metal 300d.

<sup>4</sup> Timber by-products 264d; metal 360d.; grocery wares 36d.

<sup>5</sup> Dye stuffs.

<sup>6</sup> Timber by-products 48d.; metal 320d.

<sup>7</sup> Timber by-products 48d.; metal 80d.; dye stuffs 864d.

<sup>8</sup> Timber by-products 12d.; metal 100d.; Baltic wares 320d.

<sup>9</sup> Metal.

<sup>10</sup> In addition 3 barrels of herring were customed.

<sup>11</sup> In addition there were customs of 3s. for 10 stone of harthorns.

## A1-28: Pittenweem (and the Pittenweem Group)

Reference	Start Date	End Date	Woolfells (sack)	Hides (daker)	Cloth (dozen)	Salmon (barrel)	Herring (barrel)	Cod (no.)	Oil (bar.)	Salt (chr.)	Coal (chr.)	Corn (chr.)	Stalling (d.)	Re-expt. (d.)
VIII, 200	15/7/1471 <sup>1</sup>	30/7/1473	0	0	0	0	0	2,400	0	0	0	-	0	-
VIII, 318	30/7/1473	Ca. 1474	0	0	0	0	18	0	0	0	0	-	0	-
VIII, 318	Ca. 1474	19/7/1475	0	0	0	0	0	720	0	0	0	-	0	-
VIII, 384-5	19/7/1475	18/7/1476	0	0	0	0	48	5,280	0	0	0	-	0	-
VIII, 468	18/7/1476	4/8/1477	0	0	0	0	57	5,880	0	0	0	-	0	-
VIII, 549-50	4/8/1477	23/7/1478	0	0	0	0	148	3,900	0	0	0	-	0	-
VIII, 627-8	23/7/1478	21/7/1479	0	0	0	0	0	600	0	0	0	-	0	-
IX, 70-1	21/7/1479	13/7/1480	0	0	0	0	192	2,280	0	0	0	-	0	0
IX, 150	13/7/1480	14/7/1481	0	0	0	0	53	18,024	0	0	0	-	0	0
IX, 211-2	14/7/1481	27/6/1483	0	0	0	0	0	0	0	0	0	-	0	0
IX, 292-3	27/6/1483	11/8/1484	0	0	0	0	0	0	0	0	0	-	0	0
IX, 537-8	2/8/1486 <sup>2</sup>	7/7/1487	0	0	0	0	0	960	0	0	0	-	0	0
X, 49-50	7/7/1487 <sup>3</sup>	21/7/1488	0	0	0	0	126	960	0	0	0	-	0	0
X, 137	21/7/1488	9/7/1489	0	0	0	0	118	3,120	0	0	0	-	0	0
X, 232	9/7/1489	1/7/1490	0	0	0	0	728	840	0	20	0	-	0	0
X, 303	1/7/1490	16/7/1491 <sup>4</sup>	-	-	-	-	-	-	-	-	-	-	-	-
X, 381-2	16/7/1491	12/7/1493 <sup>5</sup>	0	0	0	0	0	5,760	0	0	0	0	0	0
X, 456-7	12/7/1493 <sup>6</sup>	17/6/1494	0	0	0	0	215	4,800	0	0	0	0	0	0
X, 529-30	17/6/1494 <sup>6</sup>	7/8/1495	0	0	0	0	195	4,080	0	0	0	0	0	0
X, 607	7/8/1495	27/6/1496	0	0	0	0	88	20,160	0	0	0	0	0	0
XI, 47	27/6/1496	8/7/1497	0	11	0	0	0	600	0	0	0	0	0	0
XI, 120	8/7/1497	6/7/1498	0	0	0	0	48	8,400	0	0	0	0	0	0
XI, 219	6/7/1498	16/7/1499	0	0	0	0	133	6,000	0	0	0	0	0	0
XI, 267	16/7/1499	21/11/1500	0	0	0	6	332	6,360	0	0	0	0	0	0
XI, 364	21/11/1500	17/6/1501	0	0	0	0	241	960	0	0	0	0	0	0

<sup>1</sup> The sea fish figures come from the accounts from 15/7/1471-11/8/1484, titled the ports of Pittenweem and Dysart (from 13/7/1480 the customars were called the customars of salt and fish for Dysart, Pittenweem and the north shore of the Forth). It was explicitly stated in 1476, 1480-81 that the sea fish came from Pittenweem; for the salt customs see Dysart's tables.

<sup>2</sup> Figures from the Pittenweem section of the account for Crail and Pittenweem.

<sup>3</sup> From this time Pittenweem rendered separate accounts.

<sup>4</sup> The customs for herring, cod, hides, and English cloth were £27 5s. 10d.; the customar, by ignorance, failed to mention the exact quantities.

<sup>5</sup> In a case of fraud in the two years of this account, a number of people were found guilty of exporting cod, herring, woollen cloth, hides, and other goods beyond the bounds of the jurisdiction without being seen by the custom officials. It was decreed they were to pay the Crown £107 5s. 7d. (if this was a fine of £1 per 1d. evaded, the customs would have been 5s. 4d.).

<sup>6</sup> Pittenweem and Anstruther.



### A1-28: Pittenweem (and the Pittenweem Group)

Reference	Start Date	End Date	Woolfells (sack)	Hides (daker)	Cloth (dozen)	Salmon (barrel)	Herring (barrel)	Cod (no.)	Oil (bar.)	Salt (chr.)	Coal (chr.)	Corn (chr.)	Stulling (d.)	Re-expt. (d.)
XII, 85	17/6/1501 <sup>1</sup>	27/7/1502	0	7	0	3	150	3,480	0	0	0	0	0	0
XII, 159	27/7/1502	4/7/1503 <sup>2</sup>	0	0	0	0	558	8,040	0	0	0	0	0	0
XII, 259-60	4/7/1503	17/6/1504	0	2	0	0	502	9,000	0	0	0	0	0	0
XII, 368-9	17/6/1504	7/7/1505	0	0	0	0	226	7,200	0	0	0	0	0	150 <sup>3</sup>
XII, 471	7/7/1505	8/7/1506	0	0	0	0	325	5,640	0	0	0	0	0	0
XII, 597	8/7/1506	31/7/1507	0	0	0	0	170	5,400	0	0	0	0	0	0
XIII, 89	31/7/1507	11/7/1508	0	0	0	0	64	3,000	0	0	0	0	0	0
XIII, 234	11/7/1508	21/6/1509	0	2	0	0	607	4,440	8	0	0	0	0	0
XIII, 363	21/6/1509	12/8/1510	0	0	0	0	588	4,920	3	0	0	0	0	0
XIII, 384	12/8/1510	16/7/1511	0	0	0	0	970	1,680	0	0	0	0	0	0
XIII, 479	16/7/1511	13/7/1512	0	0	0	0	684	5,520	0	0	0	0	0	0
XIII, 574	13/7/1512	2/8/1513	0	0	0	0	144	7,200	0	0	0	0	0	0
	2/8/1513	19/7/1516 <sup>4</sup>	-	-	-	-	-	-	-	-	-	-	-	-
XIV, 267	19/7/1516 <sup>5</sup>	11/8/1517	0	0	0	0	539	1,440	0	0	0	0	0	0
XIV, 328	11/8/1517	1/7/1518	0	0	0	0	870 <sup>6</sup>	1,200	0	0	0	0	0	0
XIV, 369-70	1/7/1518	Ca. 1519	0	0	0	0	420	3,300	0	0	0	0	0	0
XIV, 369-70	Ca. 1519	15/11/1520	0	0	0	0	420	3,300	0	0	0	0	0	0
XIV, 436	15/11/1520	7/3/1522	0	10	0	0	556	2,520	0	0	0	0	0	0
XV, 58-9	7/3/1522	17/3/1524	0	18	0	0	262	360	0	0	0	0	0	0
XV, 178	17/3/1524	30/6/1525	0	0	0	0	432	3,840	0	0	0	0	0	0
XV, 268	30/6/1525	16/7/1526	0	55	0	0	1,592	19,560	0	0	0	0	0	0
XV, 436-7	16/7/1526	Ca. 1527	0	46	0	0	1,639	20,680	0	0	0	0	0	0
XV, 436-7	Ca. 1527	7/7/1528	0	12	0	0	1,236	6,240	0	0	0	0	0	0
XV, 508-9	7/7/1528	12/7/1529	0	60	0	0	514	6,600	0	0	0	0	0	0
XVI, 38-9	12/7/1529	30/7/1530	0	5	0	20	642	0	0	0	0	0	0	0
XVI, 62	30/7/1530	7/8/1531	0	20	0	0	258	2,460	0	0	0	0	0	0
XVI, 148	7/8/1531	18/7/1532	0	26	0	0	991	5,280	0	0	0	0	0	0

<sup>1</sup> Pittenweem and Anstruther.

<sup>2</sup> An additional £13 6s. 8d. of customs on the ship called the *Wiccleif*.

<sup>3</sup> Timber by-products.

<sup>4</sup> Customs leased for £25 per year. *E.R.*, XIV, pp. 49, 189.

<sup>5</sup> After 1513 the accounts were, presumably, for both Pittenweem and Crail, although this was not explicitly stated until the following decade.

<sup>6</sup> Excluding 40 barrels of herring overcharged.

### A1-28: Pittenweem (and the Pittenweem Group)

Reference	Start Date	End Date	Woolfells (sack)	Hides (daker)	Cloth (dozen)	Salmon (barrel)	Herring (barrel)	Cod (no.)	Oil (bar.)	Salt (chr.)	Coal (chr.)	Com (chr.)	Stulling (d.)	Re-expt. (d.)
XVI, 226	18/7/1532	21/7/1533	0	0	0	0	465	0	0	0	0	0	0	0
XVI, 363	21/7/1533	5/9/1534	0	7	0	0	1,166	7,920	0	0	0	0	0	0
XVI, 374	5/9/1534	12/8/1535	0	27	0	0	651	9,390	0	0	0	0	0	0
XVII, 43	19/8/1536	13/8/1537	0	9.5	0	0	3,348	9,600	0	0	0	0	0	0
XVII, 58	13/8/1537	12/8/1538	0	46.6	0	0	2,388	12,060	0	7	0	0	0	0
XVII, 187	12/8/1538	11/9/1539	1.5	25.5	0	0	2,015	28,020	0	12	0	0	0	0
XVII, 300	11/9/1539	7/8/1540	0	46	0	0	4,431	21,360	0	6	0	0	0	0
XVII, 393	7/8/1540	22/8/1541	0	67	0	15	10,325	27,660	0	5	0	0	0	0
XVII, 458	22/8/1541	4/7/1542	0	51	0	16	7,804	17,400	0	33	0	0	0	0
XVIII, 46	4/7/1542	14/7/1543	0	9	0	30	2,300	15,540	0	30	0	0	0	0
XVIII, 68-9	14/7/1543	24/3/1545	0	44	0	0	3,734 <sup>1</sup>	13,560	0	16	0	0	0	0
XVIII, 85	24/3/1545	25/8/1546	0	13	0	12	968	12,420	0	9	0	0	0	0
XVIII, 102	25/8/1546	2/8/1547	0	0	0	24	1,636	0	0	0	0	0	0	0
XVIII, 114	2/8/1547	3/7/1550	0	3	0	0	5,105	11,880	0	0	0	0	0	0
XVIII, 146	3/7/1550	5/9/1551	0	14	0	0	2,843	20,520	0	0	0	0	0	0
XVIII, 170	5/9/1551	30/9/1552 <sup>2</sup>	0	0	0	0	7,971	0	0	34	0	0	0	0
XVIII, 195	30/9/1552	22/8/1553	0	6	0	0	6,662	19,560	0	0	0	0	0	0
XVIII, 221	22/8/1553	10/4/1554	0	0	0	0	4,597	19,850	0	0	0	0	0	0
XVIII, 255	10/4/1554	5/9/1554	0	0	0	0	561	9,720	0	22	0	4.5 <sup>3</sup>	0	0
XVIII, 279	5/9/1554	22/8/1555	0	2	0	0	7,152	25,440	0	0	0	0	0	0
XVIII, 332	22/8/1555	3/11/1556	0	1.5	0	12	4,317	60,360	0	0	0	0	0	0
XIX, 1-2	3/11/1556	11/8/1557	0	22	0	24	1,846	0	0	0	0	0	0	0
XIX, 34	11/8/1557	18/8/1558	0	0	0	1	3,871	5,460	0	0	0	0	0	0
XIX, 81	18/8/1558	27/8/1559	0	0	0	0	3,284	22,200	0	0	0	0	0	0
XIX, 110	27/8/1559	1/10/1560	0	0	0	0	2,264	28,560	0	0	0	0	0	0
XIX, 169	1/10/1560 <sup>4</sup>	22/8/1561	0	0	0	0	4,892	0	0	0	0	0	0	0
XIX, 194	22/8/1561	12/1/1563	0	8	0	0	4,574	46,740	0	70	0	0	0	0
XIX, 220	12/1/1563	10/9/1563	0	0	0	0	3,758	22,440	0	0	0	0	0	0
XIX, 273	10/9/1563	23/10/1564	0	0	0	0	7,237	79,200	37	33	0	0	0	0

<sup>1</sup> Not including 60 barrels of herring which were customed but were not exported.

<sup>2</sup> An additional £3 2s. of customs on goods exported to Denmark.

<sup>3</sup> Wheat.

<sup>4</sup> From this time the accounts were titled Pittenweem, Anstruther, and Craik; the inclusion of Anstruther was merely an acknowledgement of the long standing practice.

## A1-28: Pittenweem (and the Pittenweem Group)

Reference	Start Date	End Date	Woolfells (sack)	Hides (daker)	Cloth (dozen)	Salmon (barrel)	Herring (barrel)	Cod (no.)	Oil (bar.)	Salt (chr.)	Coal (chr.)	Corn (chr.)	Stulling (d.)	Re-expt. (d.)
XIX, 293	23/10/1564	30/9/1565	0	40	0	0	6,340	45,360	7	0	0	0	0	0
XIX, 324	30/9/1565	20/9/1566	1	18	0	0	2,096	6,480	0	0	0	0	0	0
XIX, 369	20/9/1566	1/11/1567	0	0	0	0	2,417	35,040	10	21	0	0	0	0
XX, 21	1/11/1567	31/12/1569	0	0	0	0	1,780	74,640	36	22	0	0	0	0
XX, 66	31/12/1569	30/9/1570	0	10	0	0	1,582	48,240	0	6	0	0	0	144 <sup>1</sup>
XX, 97	30/9/1570	10/10/1572 <sup>2</sup>	0.5	3	0	0	4,059	96,120	27	0	0	10 <sup>3</sup>	0	0
XX, 147	22/10/1573	27/12/1573	0	0	0	0	156	7,440	8	30	0	0	0	0
" " E.71/6/5	27/12/1573	6/3/1574	0	0	0	16	2,563 <sup>4</sup>	12,000	18	0	0	0	0	0
" " E.71/6/6-7	31/3/1574	3/11/1574 <sup>5</sup>	0	8	0	0	7,89 <sup>6</sup>	83,450	89	58.5	19	0	1,884	0
XX, 208	3/11/1574	9/11/1575	0	0	30	0	4,657 <sup>7</sup>	50,880	199	20	0	0	1,420 <sup>8</sup>	0
XX, 248	9/11/1575	14/11/1576	0	0	15	0	5,040	57,480	75	15	0	0	564 <sup>9</sup>	0
XX, 274	14/11/1576	18/11/1577	0	0	0	0	5,397 <sup>10</sup>	50,760	57	29	0	39 <sup>11</sup>	3,332 <sup>12</sup>	0
XX, 293	18/11/1577	10/1/1579	0	0	0	0	2,910	66,360	72	31	45	0	1,014	576 <sup>13</sup>
XX, 311	10/1/1579	9/1/1580	0	0	0	0	4,992	51,840	53	120	0	0	630	0
XXI, 3-4	9/1/1580	12/9/1580	0	0	0	0	3,283	50,400	43	61	23	0	896 <sup>14</sup>	0
XXI, 157	12/9/1580	16/8/1581	0	0	0	0	1,230	36,600	44	83	104	0	800	240 <sup>1</sup>
XXI, 206-7	16/8/1581	21/8/1582	0	7.5	0	12	3,017	65,400	108	61	58	0	704 <sup>15</sup>	624 <sup>1</sup>
XXI, 217	21/8/1582	1/10/1582	0	0	0	0	2,428	4,800	38	0	0	0	0	0

<sup>1</sup> Wine.

<sup>2</sup> There was also a further 1,800 saithe (360d.) customed.

<sup>3</sup> 9 chalders wheat, 1 chalders barley. E.71/6/3.

<sup>4</sup> 1,904 barrels of Forth herring and a further 419 barrels of herring, the overplus of Loch Carron, Loch "Kennell" and Loch "Lochquow" (Loch Ewe?). E.71/6/5-7.

<sup>5</sup> An additional 12 barrels keling-sounds (72d.) were also customed.

<sup>6</sup> The herring (651 barrels) are likely to have been Forth herring. E.71/6/7.

<sup>7</sup> 2,782 barrels of Forth herring and 1,387 barrels, the overplus of Loch Carron and Lowis. E.71/6/8.

<sup>8</sup> Victual called stulling.

<sup>9</sup> 47 barrels of salt called stulling.

<sup>10</sup> 1,938 barrels of Forth herring and 3,459 barrels overplus of Loch Broom. E.71/6/9.

<sup>11</sup> 10 chalders wheat; 29 chalders barley.

<sup>12</sup> E.71/6/9 lists the stulling: 202 barrels of salt (12d. each), 24 dozen cloth (32d. each), and 16 barrels of malt (12d. each). The sub total in the particular account appears to be wrong.

<sup>13</sup> Timber by-products.

<sup>14</sup> Woollen cloth called stulling.

<sup>15</sup> 22 doz woollen cloth called Norway stulling.

**A1-28: Pittenweem (and the Pittenweem Group)**

<b>Reference</b>	<b>Start Date</b>	<b>End Date</b>	<b>Woolfells (sack)</b>	<b>Hides (daker)</b>	<b>Cloth (dozen)</b>	<b>Salmon (barrel)</b>	<b>Herring (barrel)</b>	<b>Cod (no.)</b>	<b>Oil (bar.)</b>	<b>Salt (chr.)</b>	<b>Coal (chr.)</b>	<b>Corn (chr.)</b>	<b>Stulling (d.)</b>	<b>Re-expt. (d.)</b>
XXII, 89	1/10/1589	1/10/1590	0	10	0	0	5,852	31,800	13	153	135.5	12.5 <sup>1</sup>	1,360	3,360 <sup>2</sup>
XXII, 168-9	1/10/1590	18/10/1591	0	14	40	0	1,114	9,960	38	56	60	56 <sup>3</sup>	3,272	2,496 <sup>4</sup>
XXII, 245	18/10/1591	1/8/1592	0	0	0	0	491	18,360	36	63	14.5	36 <sup>5</sup>	3,260	0
XXII, 334	1/8/1592	28/7/1593	0	0	0	0	1,418	11,400	72	63.5	40	25.5 <sup>6</sup>	3,960	3,672 <sup>7</sup>
XXII, 420	28/7/1593	17/7/1594	0	12	0	0	3,316	13,800	16	12	53	0	2,560	10,512 <sup>8</sup>
XXIII, 88	17/7/1594	17/7/1595	0	0	0	0	868	18,600	65	16	20	0	1,888	10,824 <sup>9</sup>
XXIII, 130	17/7/1595	21/7/1596 <sup>10</sup>	0	1.5	280	0	1,440	36,360	69	89.6	9	0	1,920	10,344 <sup>11</sup>
XXIII, 188	21/7/1596	21/7/1597	0	6	18.7	0	940	34,200	29	27.5 <sup>12</sup>	25	0	1,536	8,496 <sup>13</sup>
XXIII, 246	21/7/1597	1/3/1598	0	0	0	0	1,935	4,200	0	8	0	0	0	8,884 <sup>14</sup>
XXIII, 246	1/3/1598	21/7/1598	0	0	0	0	191	8,400	43	0	0	0	2,112	1,648 <sup>15</sup>
XXIII, 334	21/7/1598	1/12/1598	0	0	0	0	817	0	0	0	0	0	0	9,648 <sup>16</sup>
XXIII, 334	1/12/1598	21/7/1599 <sup>17</sup>	0	0	0	0	741	2,400	66	25	40	3.75 <sup>1</sup>	2,304	5,392 <sup>18</sup>
E:71/28/1	31/7/1599	1/8/1600	-	-	-	-	-	-	-	68	-	-	-	-

<sup>1</sup> Wheat.

<sup>2</sup> 2,280d. timber; 1,080d. Baltic wares.

<sup>3</sup> 20 chalders wheat; 36 chalders barley.

<sup>4</sup> 1,176d. timber; 1,320d. Baltic wares.

<sup>5</sup> 20 chalders wheat; 16 chalders barley.

<sup>6</sup> 24.25 chalders wheat; 1.25 chalders malt.

<sup>7</sup> 3,312d. timber; 360d. Baltic wares.

<sup>8</sup> 10,392d. timber; 120d. Baltic wares.

<sup>9</sup> 9,384d. timber; 1,440d. metal.

<sup>10</sup> In addition 4 firkins of butter (48d.) were customed.

<sup>11</sup> Timber.

<sup>12</sup> 27 chalders 8 barrels; lege 8 bolls, unless they are the same.

<sup>13</sup> 6,432 timber; 624 wine; 1,440d. metal.

<sup>14</sup> 8,008d. timber; 96d. timber by-products; 780d. Baltic wares.

<sup>15</sup> 48d. wine; 1,600d. great salt.

<sup>16</sup> 1,488d. timber; 8,160d. victual.

<sup>17</sup> In addition 0.88 sacks of misc. fellis were customed.

<sup>18</sup> 1,048d. timber; 144d. wine; 4,200d. victual.

## A1-29: Prestonpans

<i>Reference</i>	<i>Start Date</i>	<i>End Date</i>	<i>Salt (chalders)</i>
VIII, 631	-	28/7/1479	165
IX, 79	28/7/1479	8/8/1480	160
XVII, 458	1/4/1542	4/7/1542	52
XVIII, 68	4/7/1542	23/3/1545 <sup>1</sup>	50
	23/3/1545	18/9/1555 <sup>2</sup>	-
XX, 20	1568	1573 <sup>3</sup>	-
XX, 211; E.71/23/1	1/1/1574	1/1/1575 <sup>4</sup>	470
XX, 211; E.71/23/1	1/1/1575	16/2/1576 <sup>4</sup>	500
XXI, 216-7	16/2/1576	2/2/1583 <sup>5</sup>	-
	1/10/1589	25/7/1600 <sup>6</sup>	-

<sup>1</sup> In addition 63.4 dakers of hides, 28 barrels of fish, and 528d. of re-exports (timber by-products 576d. and metal 48d.) were customed.

<sup>2</sup> Customs were leased for £3 per year, but rent was charged up to 1550 as no goods were customed because of the English invasion and their occupation of the locality. *E.R.*, XVIII, pp. 227, 260-1, 286.

<sup>3</sup> The rent for Prestonpans 1568-73, at £3 per year, was paid directly to the Comptroller in 1573.

<sup>4</sup> Accounts for small salt carried beyond the sea.

<sup>5</sup> Customs leased for £6 per year.

<sup>6</sup> Customs were leased for £30 per year, and this was increased to £31 6s. 8d. after 1591. This lease remained in place until the end of the century; the salt custom book, however, shows that between 31/7/1599 and 1/8/1600 224 chalders of salt were exported from Prestonpans. *E.R.*, XXII, pp. 88-90; XXIII, pp. 131, 184, 246, 358. E.71/28/1.

### A1-30: St Andrews

<i>Reference</i>	<i>Start Date</i>	<i>End Date</i>	<i>Wool (sack)</i>	<i>Woolfells (sack)</i>	<i>Hides (daker)</i>
II, 136-7	23/6/1361 <sup>1</sup>	19/6/1363	458.9	25.65	409.6
II, 137	19/6/1363	6/12/1364 <sup>2</sup>	329.2	52.50	220.5
II, 187-8	6/12/1364	19/6/1365	76.3	15.30	121
II, 188-9	19/6/1365	9/1/1366	108.8	1.87	0
II, 240-1	9/1/1366	1/10/1366	23.8	8.12	101.9
II, 241	1/10/1366	12/1/1367	55.9	0.58	54
II, 265-6	12/1/1367	9/7/1367	4.3	4.33	110
II, 266	9/7/1367	10/1/1368	95.5	4.76	54
II, 315	13/1/1369	14/1/1370	131.0	3.16	118.9
II, 383-4	31/1/1372	14/2/1373	278.2	54.43	317.5
II, 405-6	14/2/1373	13/2/1374	192.2	32.34	166.4
II, 480	13/2/1375	10/3/1376	44.6	28.18	92.9
II, 527	10/3/1376	4/2/1377	27.0	11.65	57.5
II, 562-3	4/2/1377	14/3/1378	43.4	4.83	46.8
II, 614-5	14/3/1378	31/3/1379	84.3	7.98	154.6
III, 50-1	31/3/1379	9/3/1381	194.1	12.99	213.1
III, 70	9/3/1381	5/3/1382	137.6	16.00	162.2
III, 96-7	5/3/1382	16/2/1383	78.1	9.41	181.7
III, 121-2	8/3/1384	16/3/1385	114.1	5.04	80.7
III, 137-8	16/3/1385	31/3/1386	52.1	7.73	101.5
III, 154-5	31/3/1386	20/5/1387	58.0	5.33	74.9
III, 179	20/5/1387	17/6/1388	60.8	4.13	60.8
III, 194	17/6/1388	26/2/1389	51.3	3.98	68.8
III, 207-8	26/2/1389	10/2/1390	62.3	2.88	40.6
III, 226	10/2/1390	22/2/1391	54.6	2.27	32
III, 258	22/2/1391	20/3/1392	76.2	3.95	58.1
III, 301-2	20/3/1392	31/1/1393	61.0	0	0
III, 331	31/1/1393	25/3/1394	91.4	5.34	52.1
III, 363-4	25/3/1394	7/4/1395	59.4	8.59	83.9
III, 391	7/4/1395	27/4/1396	94.5	4.59	46.2

<sup>1</sup> Prior to 1358 the Bishops of St Andrews owned all the customs.

<sup>2</sup> The figures include customs of £4 10s. for unspecified goods customed at Dundee.

**A1-30: St Andrews**

<i>Reference</i>	<i>Start Date</i>	<i>End Date</i>	<i>Wool</i> (sack)	<i>Woolfells</i> (sack)	<i>Hides</i> (daker)	<i>M. Fells</i> (sack)	<i>Cloth</i> (dozen)	<i>Salmon</i> (barrel)	<i>Herring</i> (barrel)	<i>Cod</i> (no.)	<i>Oil</i> (barrel)	<i>Stalling</i> (d.)	<i>Re-expt.</i> (d.)
III, 415-6	27/4/1396	28/5/1397	70.5	5.09	49.6	-	-	-	-	-	-	-	-
III, 445-6	27/5/1397	2/5/1398	80.0	4.56	61.2	-	-	-	-	-	-	-	-
III, 474	2/5/1398	6/5/1399	70.1	2.51	37.7	-	-	-	-	-	-	-	-
III, 497	6/5/1399	15/5/1400	67.0	2.55	17.9	-	-	-	-	-	-	-	-
III, 524	15/5/1400	7/6/1401	50.0	4.42	15.2	-	-	-	-	-	-	-	-
III, 551	7/6/1401	10/7/1402	28.4	2.57	15.4	-	-	-	-	-	-	-	-
III, 571-2	12/7/1402	18/6/1403	33.0	1.60	27.7	-	-	-	-	-	-	-	-
III, 601-2	18/6/1403	8/7/1404	39.9	3.39	26	-	-	-	-	-	-	-	-
III, 622-4	8/7/1404	5/7/1405 <sup>1</sup>	20.7	3.20	21.3	-	-	-	-	-	-	-	-
IV, 501	30/4/1428	15/3/1430 <sup>2</sup>	-	-	-	-	18.25	-	-	-	-	-	-
IV, 540	15/3/1430	30/4/1431 <sup>4</sup>	-	-	-	-	19.5	-	-	-	-	-	-
IV, 618	12/8/1434	14/7/1435 <sup>4</sup>	-	-	-	-	46.5	-	-	-	-	-	-
VIII, 195-6	3/6/1472	13/7/1473	26.4	4.85	99.7	-	115	0	0	0	0	0	-
VIII, 251-2	13/7/1473	1/7/1474	7.5	9.08	44	11.48	138	2	0	0	0	0	-
VIII, 318-9	1/7/1474	24/7/1475	18.5	12.64	122	11.13	153	14.5	0	0	0	0	-
XXII, 245-6	1/10/1589	1/8/1592	0	0	0	0	0	0	884	2,400	80	0	160 <sup>3</sup>
XXII, 334	1/8/1592	30/7/1593	0	0	0	0.82	0	0	122	0	31	0	1,920 <sup>3</sup>
XXII, 421	30/7/1593	19/7/1594	0	0	0	0	0	0	416	0	8	0	720 <sup>3</sup>
XXII, 87	19/7/1594	17/7/1595	0	0	0	0	0	0	328	0	60	512	960 <sup>3</sup>
XXIII, 132	17/7/1595	17/7/1596	0	2.00	0	1.94	0	0	257	2,400	15	0	2,880 <sup>3</sup>
XXIII, 189	17/7/1596	21/7/1597	0	0	0	0	0	0	302	0	47	672	2,600 <sup>3</sup>
XXIII, 245	21/7/1597	1/3/1598	0	0	0	0	0	0	390	0	3	0	2,310 <sup>4</sup>
XXIII, 245	1/3/1598	21/7/1598	0	0	4	2.50	31.3	0	85	0	27.5	0	0
XXIII, 335	21/7/1598	1/12/1598	0	0	0	0	0	0	36	0	0	0	7,500 <sup>3</sup>
XXIII, 335	1/12/1598	1/8/1599 <sup>5</sup>	0	0	0	1.06	0	0	110	0	32	1,440	480 <sup>3</sup>

<sup>1</sup> Thereafter all the customs of St Andrews were granted to the bishops there.

<sup>2</sup> Cloth accounts for St Andrews.

<sup>3</sup> Timber.

<sup>4</sup> Timber 1,416d.; Baltic wares 894d.

<sup>5</sup> In addition 4 barrels of salt (i.e. equivalent to 0.5 chalders) were customed.

**A1-31: Stirling**

Reference	Start Date	End Date	Wool (sack)	Woolfells (sack)	Hides (daker)
I, 79	28/2/1327	25/1/1328	6.21	0	9
I, 96	25/1/1328	14/6/1328	0	0	41
I, 172	14/6/1328	4/8/1329	0	0	161
I, 277-8	4/8/1329	30/6/1330	2.00	0	200.5
I, 315	30/6/1330	28/2/1331	16.8	0	121.6
I, 368-9	3/3/1331	9/12/1331	2.88 <sup>1</sup>	0	157.6 <sup>1</sup>
I, 421-2	27/10/1332	27/2/1333	0	0	245
II, 85-6	3/6/1361	10/5/1362	44.61	1.01	138
II, 86-7	10/5/1362	5/8/1362	34.88	0	17
II, 121-2	5/8/1362	18/6/1363	54.71	0.70	156.5
II, 122-3	18/6/1363	28/11/1364	97.54	1.73	196
II, 197-8	28/11/1364	28/8/1365	21.58	2.46	234.9 <sup>2</sup>
II, 198-9	28/8/1365	15/1/1366	29.35	0.17	1.6
II, 241	15/1/1366	1/6/1366	- <sup>3</sup>	2.04	100.7
II, 242	1/6/1366	15/1/1367	21.02	0.00	44.4
II, 269-70	15/1/1367	20/6/1367	15.06	1.33	71
II, 270-1	20/6/1367	10/1/1368	60.92	0.50	32
II, 314-5	12/1/1369	12/1/1370	68.10	1.85	165.3
II, 378-9	31/1/1372	11/2/1373	68.25	1.70	123.5
II, 404-5	11/2/1373	11/2/1374	75.15	6.55	207.8
II, 477-8	7/2/1375	7/3/1376	48.75	6.99	221.6
II, 512-3	7/3/1376	30/1/1377	26.65	5.80	186
II, 561	30/1/1377	11/3/1378	13.35	1.97	143.9
II, 609-10	12/3/1378	26/3/1379	13.75	0.97	223
III, 6	26/3/1379	6/2/1380	15.38	0.53	80.8
III, 46-7	6/2/1380	7/3/1381	19.33	1.75	344.5
III, 63	7/3/1381	28/2/1382	11.50	2.68	225.1

Reference	Start Date	End Date	Wool (sack)	Woolfells (sack)	Hides (daker)
III, 91	28/2/1382	13/2/1383	11.71	0	211.8
III, 124	5/3/1384	18/3/1385	61.02	1.14 <sup>4</sup>	323.1 <sup>4</sup>
III, 135	18/3/1385	29/3/1386	29.56	2.14	302.7
III, 151-2	29/3/1386	17/5/1387	47.42	3.16	916.4
III, 178	17/5/1387	17/6/1388	8.42	1.08	319.7
III, 195	17/6/1388	26/2/1389	10.79	1.31	128.5
III, 212-3	26/2/1389	13/2/1390	24.52	0.72	204.6
III, 225-6	13/2/1390	22/2/1391	12.88	0.56	199.5
III, 257-8	22/2/1391	20/3/1392	50.46	1.66	142.1
III, 296	20/3/1392	28/1/1393	60.27	1.88	225.7
III, 324	28/1/1393	20/3/1394	73.77	5.88	533.2
III, 357	20/3/1394	2/4/1395	44.23	3.23	361.7
III, 390-1	2/4/1395	26/4/1396	41.25	2.66	360.2
III, 413-4	26/4/1396	27/5/1397	21.33	3.92	373
III, 435-6	27/5/1397	25/4/1398	17.21	1.52	272.3
III, 489-90	25/4/1398	13/5/1400	25.88	1.52	410
III, 519-20	13/5/1400	4/6/1401	55.50	1.90	317.7
III, 553	4/6/1401	13/7/1402	7.33	1.82	222.4
III, 573	13/7/1402	19/6/1403	5.00	1.25	426
III, 596	19/6/1403	5/7/1404	14.00	1.99	220.9
III, 621-2	5/7/1404	20/3/1406	22.63	1.58	359.3
IV, 4-5	20/3/1406	10/3/1407	5.50	0.93	216.5
IV, 45	10/3/1407	18/3/1408	18.56	0.58	92.5
IV, 72-3	18/3/1408	9/5/1409	17.75	3.31	236
IV, 118-9	9/5/1409	17/7/1410	19.79	0.98	151.7
IV, 137-8	17/7/1410	7/6/1412	58.54	4.26	476.6
IV, 171-2	7/6/1412	30/6/1413	66.50	1.98	327.7
IV, 196-7	30/6/1413	19/6/1414	56.21	3.34	385.5
IV, 216-7	19/6/1414	17/6/1415	38.83	3.45	110.5

<sup>1</sup> Of which 1 sack of wool and 3.5 dakers of hides were exported by foreign merchants.

<sup>2</sup> Including 3 dakers of hides which were secretly exported without a cockpit.

<sup>3</sup> No wool is given in the account, but the sum of the goods is £1 8s. too small. Presumably 1.4 sacks of wool were customed, but were carelessly omitted.

<sup>4</sup> Not including 0.45 sacks of woolfells and 15 dakers of hides which were customed but were burnt by the English at Leith.



**A1-31: Stirling**

<i>Reference</i>	<i>Start Date</i>	<i>End Date</i>	<i>Wool</i> (sack)	<i>Woolfells</i> (sack)	<i>Hides</i> (daker)	<i>Misc. Fells</i> (sack)	<i>Cloth</i> (dozen)	<i>Salmon</i> (barrel)	<i>Herring</i> (barrel)	<i>Tallow</i> (barrel)	<i>Misc. Manu.</i> (d.)	<i>Re-exports</i> (d.)
IV, 244-5	17/6/1415	20/6/1416	62.96	6.71	166.8	-	-	-	-	-	-	-
IV, 271	20/6/1416	14/6/1417	70.17	4.23	122.5	-	-	-	-	-	-	-
IV, 292-3	14/6/1417	6/6/1418	51.54	3.79	186.7	-	-	-	-	-	-	-
IV, 310-1	6/6/1418	20/7/1420	66.00	5.28	818.6	-	-	-	-	-	-	-
IV, 337-8	20/7/1420	16/7/1421	25.17	3.10	224	-	-	-	-	-	-	-
IV, 361	16/7/1421	11/7/1422	44.54	3.60	209	-	-	-	-	-	-	-
IV, 386-7	20/7/1424	12/5/1425	70.58	8.07	408	-	-	-	-	-	-	-
IV, 402-3	12/5/1425	17/4/1426	76.63	6.42	240	0	46	-	-	-	-	-
IV, 434-5	17/5/1427	27/4/1428	12.42	3.54	99.7	0	0	-	-	-	-	-
IV, 467-8	27/4/1428	13/4/1429	46.08	4.66	176.5	0	51	(0)	-	-	-	-
IV, 501-2	13/4/1429	16/3/1430	55.17	1.64	114.5	0	44.3	(0)	-	-	-	-
IV, 527-8	16/3/1430	20/4/1431	33.54	1.59	231.5	0	41.8	(0)	-	-	-	-
IV, 564-5	5/5/1433	31/5/1434	18.42	2.03	115.1	0	24	(0)	-	-	-	-
IV, 604-5	31/5/1434	21/6/1435	15.54	2.49	127.5	5.70	19.3 <sup>1</sup>	(4)	-	-	-	-
V, 2-3	2/7/1436	20/7/1437 <sup>2</sup>	18.50	4.25	163.5	4.57	18	(0)	-	-	-	-
V, 231-3	10/7/1445	15/7/1446	16.17	5.40	324.5	-	-	-	-	-	-	-
V, 266-7	15/7/1446	5/7/1447	19.75	6.20	281	-	-	-	-	-	-	-
V, 317-8	5/7/1447	16/9/1448	29.33	4.41	271.9	-	-	-	-	-	-	-
V, 340	16/9/1448	10/7/1449	15.08	2.54	90	-	-	(0)	-	-	-	-
V, 373-4	10/7/1449	9/7/1450	16.83	3.66	212.6	-	-	(0)	-	-	-	-
V, 430	9/7/1450	15/7/1451	9.08	3.38	254.9	-	-	(0)	-	-	-	-
V, 506-7	15/7/1451	14/12/1452	15.63	3.52	240.4	-	18.9	(0)	-	-	-	-
V, 557-8	14/12/1452	21/6/1453	7.75	5.23	110.8	-	27	(0)	-	-	-	-
V, 620-2	21/6/1453	8/7/1454	12.17	1.65	286	-	42.8	(0)	-	-	-	-
VI, 19-20	8/7/1454	16/7/1455	5.00	0.52	135.9	-	0	(0)	-	-	-	-
VI, 132-4	16/7/1455	6/10/1456	2.25	2.56	171.1	-	0	(0)	-	-	-	-
VI, 300-1	6/10/1456	13/7/1457	12.58	4.10	101	-	0	(0)	-	-	-	-
VI, 387-8	13/7/1457	22/6/1458	1.50	3.73	60	-	11.5	(0)	-	-	-	-
VI, 490-1	22/6/1458	6/7/1459	6.17	3.63	60	-	10.5	(0)	-	-	-	-
VI, 584-5	6/7/1459	23/6/1460	4.17	3.96	188.3	-	6.5	(0)	-	-	-	-

<sup>1</sup> The custom of 4 barrels salmon and woollen cloth was 472d.; presumably salmon was 240d. (60d. per barrel) and therefore the cloth was 232d.

<sup>2</sup> The customs thereafter are likely to have been the property of the Queen.

**A1-31: Stirling**

<i>Reference</i>	<i>Start Date</i>	<i>End Date</i>	<i>Wool</i> (sack)	<i>Woolfells</i> (sack)	<i>Hides</i> (daker)	<i>Misc. Fells</i> (sack)	<i>Cloth</i> (dozen)	<i>Salmon</i> (barrel)	<i>Herring</i> (barrel)	<i>Tallow</i> (barrel)	<i>Misc. Manu.</i> (d.)	<i>Re-exports</i> (d.)
VII, 37	23/6/1460	19/3/1461 <sup>1</sup>	5.00 <sup>1</sup>	-	-	-	-	-	-	-	-	-
VII, 138-9	19/3/1461	26/10/1462	18.29	7.07	263.7	-	2	(0)	-	-	-	-
VII, 219-20	26/10/1462	24/9/1463	12.00	2.79	114.4 <sup>2</sup>	-	26.7 <sup>3</sup>	(0)	-	-	-	-
VII, 288-9	24/9/1463	19/6/1464	2.25	1.46	22	-	0	(0)	-	-	-	-
VII, 367	19/6/1464	1/7/1465	15.58	6.40	122 <sup>4</sup>	-	0	(0)	-	-	-	-
VII, 432	1/7/1465	20/10/1466	7.25	3.93	135	-	0	(0)	-	-	-	-
VII, 505	20/10/1466	12/6/1467	1.08	1.13	10.5	-	2	(0)	-	-	-	-
VII, 584	12/6/1467	27/6/1468	17.42	4.06	93.5	-	4	6	-	-	-	-
VII, 661-2	26/6/1468	21/7/1469	3.17	4.35	60.8	(0)	10	12	-	-	-	-
VIII, 122-3	4/7/1470	25/6/1471	14.00	4.83	110.5	(0)	11	0	-	-	-	-
VIII, 192-3	20/7/1472	6/7/1473	8.50	3.34	48.5	(0)	60	12	0	0	-	-
VIII, 248-9	6/7/1473	21/6/1474	6.67	2.64	35.5	(0)	20	18	0	0	-	-
VIII, 317	21/6/1474	11/7/1475	1.33	1.41	61.5	(0)	5	24	0	0	-	-
VIII, 381	10/7/1475	4/7/1476	3.38	2.95	111	(0)	5	24	0	0	-	-
VIII, 457-8	4/7/1476	7/7/1477	5.75	1.83	47.5	(0)	12	62	0	0	-	-
VIII, 541	7/7/1477	30/6/1478	0	1.08	71.5	(0)	22	102	0	0	-	-
VIII, 622	30/6/1478	16/6/1479	0.42	1.88	90	(0)	12	75	0	0	-	-
IX, 66-7	16/6/1479	22/6/1480	6.25	0.50	12	(0)	4	108	0	0	-	0
IX, 146-7	22/6/1480	5/7/1481	0	0.50	5	(0)	12	78	10	0	-	0
IX, 197	5/7/1481	13/6/1482	7.21	1.42	24	(0)	14	14	0	0	-	0
IX, 224	13/6/1482	3/7/1483	3.75	2.75	42.5	(0)	3	9	0	0	-	0
IX, 282-3	3/7/1483	5/7/1484	6.25	3.38	28	(0)	7	3	0	0	-	0
IX, 341	5/7/1484	21/7/1485	1.92	3.58	48.5	(0)	14	19	0	0	-	0
IX, 446	21/7/1485	7/8/1486	2.00	3.58	23.5	(0)	9	16	0	0	-	0
X, 62-3	7/8/1486	Ca. 1487	1.92	3.81	42.5	(0)	0	6	0	0	-	0
X, 62-3	Ca. 1487	19/8/1488	2.50	3.71	48	(0)	0	8	0	0	-	0
X, 132	19/8/1488	6/7/1489	0.83	1.79	76	(0)	4	16	0	0	-	0

<sup>1</sup> The customs for the goods have not survived; the sum of the customs must have been £6 16s. 9½d., the bulk of which must have been for wool since the tronar received a fee of 5d., hence 5 sacks of wool must have been customed.

<sup>2</sup> Including 5 dakers of hides exported illegally.

<sup>3</sup> This was the customs for a pack of cloth that was eventually customed in the 1464 account.

<sup>4</sup> Excluding 9.2 dakers of hides customed at Edinburgh (see 1466 account).

**A1-31: Stirling**

<i>Reference</i>	<i>Start Date</i>	<i>End Date</i>	<i>Wool</i> (sack)	<i>Woolfells</i> (sack)	<i>Hides</i> (daker)	<i>Misc. Fells</i> (sack)	<i>Cloth</i> (dozen)	<i>Salmon</i> (barrel)	<i>Herring</i> (barrel)	<i>Tallow</i> (barrel)	<i>Misc. Manu.</i> (d.)	<i>Re-exports</i> (d.)
X, 235-6	6/7/1489	7/7/1490	1.75	3.00	58.3	(0)	6	8	0	0	-	0
X, 303-4	7/7/1490	12/7/1491	0	2.90	62.5	(0)	6.3	32	0	0	-	0
X, 361	12/7/1491	26/7/1492	0	2.30	52.5	(0)	15	24	0	0	-	0
X, 385	26/7/1492	19/7/1493	2.25	4.66	85.5	(0)	28.4	12	0	0	-	0
X, 456	19/7/1493	17/6/1494	0	3.28	48	(0)	48.3	2	0	0	-	0
X, 530-1	17/6/1494	8/8/1495	4.38	6.83	84.5	(0)	70.1	21.25	0	0	-	0
X, 606	8/8/1495	22/6/1496	1.17	5.35	75.6	(0)	78	20	0	0	-	0
XI, 52-3	22/6/1496	11/7/1497	2.17	2.03	43.5	(0)	60.7	0	0	0	-	0
XI, 117	11/7/1497	27/6/1498	1.67	11.62	135.5	(0)	120.8	5	0	0	-	0
XI, 218-9	27/6/1498	5/7/1499	9.96	4.81	229.8	(0)	148.8	6	0	0	-	0
XI, 264	5/7/1399	17/11/1500	42.38	14.00	123	(0)	139.3	12	0	0	-	0
XI, 368-9	17/11/1500	6/7/1501	10.42	5.17	106	(0)	131.2	0	0	0	-	0
XII, 80	6/7/1501	14/7/1502	6.08	12.92	86	(0)	166.6 <sup>1</sup>	19	0	0	-	0
XII, 156-7	14/7/1502	26/6/1503	7.50	9.28	343	(0)	246.5	0	0	0	-	0
XII, 269	26/6/1503	11/7/1504	13.33	4.82	291.5	(0)	184.6	0	0	20	-	0
XII, 379-70	11/7/1504	26/7/1505	14.33	4.68	81	(0)	93.5	5	0	12	-	0
XII, 471	26/7/1505	13/7/1506	10.67	8.63	146.5	(0)	298.5	2	0	0	-	0
XIII, 89-90	13/7/1506	21/8/1507 <sup>2</sup>	0	- <sub>2</sub>	- <sub>2</sub>	(0)	- <sub>2</sub>	0	0	0	-	0
XIII, 89-90	21/8/1507	12/7/1508	11.00	7.03	227.5	(0)	226.9	7	0	37.5	-	0
XIII, 236	12/7/1508	6/7/1509	11.17	7.44	353.5	(0)	218.3	13	0	7 <sup>3</sup>	-	0
XIII, 370	6/7/1509	16/8/1510	12.21	5.97	129.5	(0)	244.6	21	0	5	-	0
XIII, 387-8	16/8/1510	21/7/1511	17.08	5.42	171.4	(0)	231.2	9	0	6.5	-	0
XIII, 479-80	21/7/1511	14/7/1512	14.83	5.26	143	(0)	194.6	51	0	0	-	0
XIII, 571	14/7/1512	6/7/1513	0	0	16	(0)	59.5	0	0	0	-	0
XIV, 51-2	6/7/1513	19/7/1514	0	4.30	95	(0)	79.5	0	0	0	-	0
XIV, 92	19/7/1514	30/7/1515	6.67	2.75	236.9	(0)	120	0	0	0	-	0
XIV, 189	30/7/1515	18/7/1516	3.67	2.00	85	0.75 <sup>4</sup>	69.5	2	0	0	-	0

<sup>1</sup> Cloth customs amounted to £13 6s. 7d.; this was overcharged by £5 (given in the 1503 account).

<sup>2</sup> In the 1507 custom roll, the account for Stirling contains only the dates and customars. *E.R.*, XII, p. 599. Individual goods were not given, total customs for woolfells, hides and cloth were £55.

<sup>3</sup> Not including 12 barrels of tallow sent from Stirling to Leith and customed at the latter.

<sup>4</sup> Stirling's customars were ordered to collect the exact fell customs in future.

## A1-31: Stirling

Reference	Start Date	End Date	Wool (sack)	Woolfells (sack)	Hides (daker)	Misc. Fells (sack)	Cloth (dozen)	Salmon (barrel)	Herring (barrel)	Tallow (barrel)	Misc. Manu. (d.)	Re-exports (d.)
XIV, 261	18/7/1516	24/2/1517	4.50	0.75	9	(0)	83	0	0	0	-	0
XIV, 261-2	24/2/1517	16/7/1517	5.38	4.86	70	(0) <sup>1</sup>	178	2	0	0	-	0
	16/7/1517	1531 <sup>2</sup>	-	-	-	-	-	-	-	-	-	-
XVI, 147-8	1531	15/7/1532	1.00	7.00	159.5	2.19	482.5	2	0	0	-	0
XVI, 358-9	15/7/1532	Ca. 1533	0	1.25	100	0	300	0	0	0	-	0
XVI, 358-9	Ca. 1533	29/8/1534	1.71	2.63	140	10.76	372.5	4	0	0	-	108 <sup>3</sup>
XVI, 376	29/8/1534	14/8/1535	2.25	2.00	215	8.04	535	6	0	0	-	0
XVII, 46	19/8/1536	28/8/1537	2.83	2.00	189	3.29	390	22	0	14	-	0
XVII, 62	28/8/1537	4/9/1538	3.83	5.71	229.5	5.83	581.3	4	0	2	-	0
XVII, 180-1	4/9/1538	20/8/1539	2.50	11.65	183	5.25	613.8	8	0	0	-	0
XVII, 298-9	20/8/1539	29/7/1540	5.42	7.20	176	4.94	637.5	2	0	0	-	0
XVII, 392	29/7/1540	12/8/1541	0	8.00	144.5	4.00	808	11	0	0	-	0
XVII, 457	12/8/1541	3/7/1542	0	1.00	152.5	1.13	600	6	0	0	-	0
XVIII, 45	3/7/1542	10/7/1543	0	0	50.5	1.19	112.5	0	0	0	-	0
XVIII, 66	10/7/1543	17/2/1545	0	0	308	2.25	380	0	0	0	-	0
	17/2/1545	18/9/1554 <sup>4</sup>	-	-	-	-	-	-	-	-	-	-
XVIII	18/9/1554	23/8/1555	0	7.00	152.5	9.10	371	7	0	0	0	0
XVIII	23/8/1555	10/11/1556	0	7.00	150.7	5.19	284.8	6	0	0	0	0
XIX, 38	10/11/1556	6/11/1557	0.25	5.24	168.4	6.44	160	0	0	0	0	0
XIX, 39	6/11/1557	11/10/1558	0	0	85.5	1.78	104.3	0	0	0	0	0
	11/10/1558	8/7/1572 <sup>5</sup>	-	-	-	-	-	-	-	-	-	-
XX, 144	11/8/1573	1/11/1574	0	9.50	247	4.91	397.5	0	0	0	0	0
XX, 207	1/11/1574	9/11/1575	0	16.63	177	5.92	101	0	0	0	0	0

<sup>1</sup> Stirling claimed an exemption from the fell customs, but unless their charter was produced the right would not be allowed. In the following audit the right was disallowed.

<sup>2</sup> Customs leased for £45 per year. *E.R.*, XIV, pp. 331-2, 441; XV, pp. 57-8, 179, 267-8, 359, 436, 509; XVI, pp. 41, 147-8.

<sup>3</sup> Wine.

<sup>4</sup> Customs leased for £40 per year. In 18/8/1546-18/8/1547, it appears the customers simply paid £19 10s. *E.R.* XVIII, pp. 84, 103, 115, 149, 170, 196, 223, 257, 280, 333.

<sup>5</sup> Customs leased for £50 per year. *E.R.*, XIX, pp. 83, 112, 170, 193, 219, 272, 292, 324, 368; XX, pp. 1, 20, 67, 95.

**A1-31: Stirling**

<i>Reference</i>	<i>Start Date</i>	<i>End Date</i>	<i>Wool (sack)</i>	<i>Woolfells (sack)</i>	<i>Hides (daker)</i>	<i>Misc. Fells (sack)</i>	<i>Cloth (dozen)</i>	<i>Salmon (barrel)</i>	<i>Herring (barrel)</i>	<i>Tallow (barrel)</i>	<i>Misc. Manu. (d.)</i>	<i>Re-exports (d.)</i>
XX, 246	9/11/1575	8/10/1576	0	12.00	182.4	8.03	203.8	1.5	0	0	72 <sup>1</sup>	120 <sup>2</sup>
XX, 271	8/10/1576	22/8/1577	0	9.00	177.5	6.26	148.8	3	0	0	0	36
XX, 294	22/8/1577	21/1/1579	0	7.63	284	5.53	242.5	3.5	0	0	0	0
XX, 310	21/1/1579	24/8/1579	0	8.00	218.5	3.19	42.5	0	0	0	96 <sup>3</sup>	0
XXI, 2	24/8/1579	9/9/1580	0	2.13	140.5	4.37	357.5	7	0	0	351 <sup>4</sup>	0
XXI, 156	9/9/1580	8/8/1581	0	8.38	103.5	3.05	75	2	0	0	0	0
XXI, 204	8/8/1581	12/8/1582	0	4.50	166.5	4.20	232.5	3	0	0	108 <sup>5</sup>	0
XXII, 90	1/10/1589	1/10/1590	0	15.00	56.5	2.98	157.3	0	0	0	0	0
XXII, 169	1/10/1590	18/10/1591	0	14.63	35.9	2.63	323.75	0	0	0	0	0
XXII, 245	18/10/1591	17/7/1592	0	9.88	42	1.35	116	0	0	0	0	0
XXII, 331	17/7/1592	11/7/1593	0	16.06	133.6	0	331.3	2	0	0	0	0
XXII, 425	11/7/1593	7/8/1594	0	10.50	161.6	0.34	242.5	1	0	0	0	0
XXIII, 85	7/8/1594	9/7/1595	0	13.67	202.7	1.60	98.7	0	0	0	0	0
XXIII, 127	9/7/1595	10/7/1596 <sup>6</sup>	-	-	-	-	-	-	-	-	-	-
XXIII, 184	10/7/1596	10/7/1597	0	21.17	43.6	3.51	95	0	0	0	168 <sup>7</sup>	0
XXIII, 242	10/7/1597	1/3/1598	0	7.25	39.5	0.63	80	0	0	0	126 <sup>8</sup>	0
XXIII, 242	1/3/1598	19/7/1598	0	22.38	132.6	0.56	48	0	19	0	162 <sup>9</sup>	0
XXIII, 333	19/7/1598	1/12/1598	0	0	19	3.12	7.4	0	2	0	82 <sup>10</sup>	0
XXIII, 333	1/12/1598	19/7/1599	0	18.25	84	2.02	75	0	0	0	150 <sup>11</sup>	0

<sup>1</sup> 24 dozen gloves.

<sup>2</sup> Timber by-products.

<sup>3</sup> 8 dozen gloves; 12 gross bands.

<sup>4</sup> 117 dozen gloves and belts.

<sup>5</sup> 24 dozen gloves; 6 gross bands.

<sup>6</sup> Customs leased for £40 per year.

<sup>7</sup> 60 pairs woven hose; 20 dozen gloves; 15 gross points.

<sup>8</sup> 120 pairs woven hose; 15 gross points.

<sup>9</sup> 30 dozen gloves; 6 gross points; 6 gross laces.

<sup>10</sup> 144 pairs woven hose; 11 dozen gloves; 1 gross points.

<sup>11</sup> 360 pairs woven hose; 7 gross points.

**A1-32: Wigtown (and Whithorn)**

<i>Reference</i>	<i>Start Date</i>	<i>End Date</i>	<i>Wool</i> <i>(sack)</i>	<i>Woolfells</i> <i>(sack)</i>	<i>Hides</i> <i>(daker)</i>	<i>Cloth</i> <i>(dozen)</i>
I, 316	-	6/3/1331 <sup>1</sup>	-	-	-	-
I, 374	19/6/1331	4/12/1331 <sup>2</sup>	-	-	-	-
VII, 210-11	20/7/1461	28/7/1463 <sup>3</sup>	14.04	0	0	38.3
VIII, 132	9/8/1469	9/7/1471	0	0	45	280
VIII, 380-1	28/1/1476 <sup>4</sup>	4/7/1476	0	0	65	128
VIII, 544	18/7/1477	16/7/1478	0	0	125	193.3
VIII, 626	16/7/1478	30/6/1479	0	0	60	350
IX, 69-70	30/6/1479	4/7/1480	0	0	40	106.7
IX, 442	4/7/1483 <sup>5</sup>	11/7/1486	0	0	25	220
IX, 537	11/7/1486	6/7/1487	0.75	0	30	80
X, 136-7	6/7/1487	7/7/1489	0	0	30	210
X, 304-5	7/7/1489	1490	0	0	0	0
X, 304-5	1490	14/7/1491	0	0	100	190
X, 389-90	14/7/1491	23/9/1493	0	0	70	120
X, 532	2/7/1494 <sup>6</sup>	17/8/1495	0	0	0	110
X, 608-9	17/8/1495	12/7/1496	0	0	46	70
XI, 50-1	12/7/1496	20/6/1497	0	0	40	70
XI, 114	20/6/1497	23/6/1498	0	0	50	70
XI, 218	23/6/1498	3/7/1499	1.25	0	60	190
XI, 373	15/12/1500 <sup>7</sup>	10/8/1501	0	0	30	140
XII, 154-5	10/8/1501	1/4/1503	0	0	50	200
	29/9/1505	29/9/1509 <sup>8</sup>	-	-	-	-
XIII, 373	8/3/1510	28/8/1510 <sup>9</sup>	4.75	0	65	191.7

<sup>1</sup> No individual goods given; customs were 18s. 4d. in total.

<sup>2</sup> No individual goods given; customs were £2 1s. 8d. in total.

<sup>3</sup> Whithorn.

<sup>4</sup> William Levinax, the customar, was called to account for the customs to 28/1/1476. A note in the margin states Levinax paid the Comptroller £3.

<sup>5</sup> 21/7/1481- 4/7/1483 customed with Kirkeudbright.

<sup>6</sup> 23/9/1493- 2/7/1494 customed with Kirkeudbright.

<sup>7</sup> 3/7/1499- 15/12/1500 customed with Kirkeudbright.

<sup>8</sup> Customs for Kirkeudbright and Wigtown leased for £100 per year. *E.R.*, XII, pp. 474, 598; XIII, pp. 88, 227, 359.

<sup>9</sup> In addition £25 11s. 2d. customs from certain goods customed and exported from Whithorn.

### A1-32: Wigtown (and Whithorn)

<i>Reference</i>	<i>Start Date</i>	<i>End Date</i>	<i>Wool (sack)</i>	<i>Woolfels (sack)</i>	<i>Hides (daker)</i>	<i>Cloth (dozen)</i>
XIII, 388-9	28/8/1510	8/8/1511 <sup>1</sup>	1.50 <sup>2</sup>	0	73.5 <sup>2</sup>	420 <sup>2</sup>
XIII, 490-2	1/3/1512 <sup>3</sup>	9/8/1512 <sup>4</sup>	-	-	-	-
XIV, 93	26/7/1513 <sup>5</sup>	10/4/1515	4.50	0	139	495
XIV, 93	10/4/1515	4/7/1515	0	0	38	180
XIV, 195	4/7/1515	9/8/1516 <sup>6</sup>	3.88	0	83	467.5
XIV, 265	9/8/1516	23/7/1517	0	0	20	244
	18/7/1517	6/8/1529 <sup>7</sup>	-	-	-	-
	6/8/1529	26/7/1535 <sup>8</sup>	-	-	-	-
	8/8/1536	9/9/1539 <sup>9</sup>	-	-	-	-
XVIII, 171-2	9/9/1539	19/8/1540	0	1.75	17	37
XVII, 397	19/8/1540	27/8/1541	0	0	0	432
XVII, 463	27/8/1541	28/7/1542	10.00	0	28.5	253.5
XVIII, 45, 171-2	28/7/1542	4/7/1543	0	0	0	0
XVIII, 171-2	4/7/1543	1544	0	1.29	18	38
XVIII, 171-2	1544	1545	0	1.67	11	14
XVIII, 171-2	1546	1550	0	1.17	13	13
XVIII, 171-2	1550	1551	3.75	1.25	25	47
XVIII, 171-2	1551	1552	0	1.29	21	33

<sup>1</sup> In addition there were customs of 10s. for 2 "climbes" at Wigtown, and 1s. 2d. for a boat at Whithorn. Whithorn. After this time the jurisdiction's accounts were invariably called Wigtown and Whithorn.

<sup>2</sup> All the wool, 51 dakers of hides, and 255 dozen of cloth were customed at Whithorn; Wigtown customed 22.5 dakers of hides and 165 dozen cloth.

<sup>3</sup> 8/8/1511-1/3/1512 customed with Kirkcudbright.

<sup>4</sup> Individual export customs not given; £6 6s. 8d. for a ship exporting goods from Wigtown and certain hides; and 8s. 2d. for exports from Whithorn.

<sup>5</sup> 9/8/1512-26/7/1513 customed with Kirkcudbright.

<sup>6</sup> In addition 16s. customs for an English "climbe".

<sup>7</sup> Customs leased for £33 6s. 8d. per year. In 12/3/1522-12/3/1525, instead of the lease, customs of £14 for Wigtown and Whithorn were paid, by agreement with the Auditors, on account of lack of ships due to the wars at sea and other hindrances. *E.R.* XIV, pp. 333, 370, 441; XV, p. 513.

<sup>8</sup> Customs leased for £26 13s. 4d. per year. *E.R.*, XVI, pp. 59, 150-1, 230, 372.

<sup>9</sup> Customs leased for £28 13s. 4d. per year. *E.R.*, XVII, pp. 47-8, 61, 184.

## APPENDIX 2

### COMMODITY EXPORT TABLES

#### I. NOTES AND CONVENTIONS: COMMODITY EXPORT TABLES

The commodity exports tables (A2:1-17) have been compiled using the custom jurisdiction tables given in Appendix 1. Alterations have been made to the figures so all the entries cover precisely a year, and estimates have been made for missing entries to ensure the totals are not distorted by imperfections in the surviving data.

##### (a) Monetary Custom Entries

Additional or excessive custom charges for unspecified commodities have been converted into goods based on the proportion of the goods given in the account (or, where necessary, the proportion in the jurisdiction's chronologically nearest accounts) and adjustments have been accordingly made. No attempt has been made to estimate goods in accounts that only give a monetary total for all exports. Exceptions have been made, however, for Ayr, Dumbarton, Inverness, Wigtown and Inverkeithing in the 1330s and 1340s. The limited number of returns for these jurisdictions at this time has made the exercise necessary. In each case the total monetary customs have been converted into goods based on the proportion of goods in the jurisdiction's nearest surviving account.

##### (b) Dates

Accounts covering more than a year, containing sub periods for unspecified dates, have been added together to give the total for all of the period that can be precisely dated. Where no starting date can be established it has been assumed to be exactly a year before the end date.

Accounts longer than a year have had the excess period subtracted and added to the adjoining account. The seasonal trade variations for each commodity have been taken into consideration when these calculations were made (see Appendix 5), rather than assuming that exports for each commodity were constant throughout the year. If, for example, Edinburgh customed 120 sacks of wool between 1<sup>st</sup> June 1499 and 29<sup>th</sup> September 1500, and a further 110 sacks from that date to the 1 June 1501, 49 sacks of wool would be subtracted



from the first figure, since nearly 70% of the Edinburgh's annual wool exports came in this four month period. This figure would then be added to the second total. Both accounts would now cover years from the 1<sup>st</sup> of June to the 1<sup>st</sup> of June. If the second account, on the other hand, was greater than a year, the process would start over again, and the excess would be subtracted and added to the third account. If an account was less than a year, and there was no subsequent adjoining account, the full year has been estimated by using the seasonal trade pattern to establish the percentage missing. Where the surviving period was less than 40% of the commodity's yearly total no adjustment has been made and the year is considered missing.

All the figures cover exactly a year, and the figures in individual jurisdictions which are in a continuous series have standard starting and ending dates. These standard dates may vary slightly between the jurisdictions, depending on the starting date of the first account in the series, but it has been ensured that the difference is normally only a matter of a few weeks. To establish a standard start and end date for all the jurisdictions for the entire period would mean huge alterations that would destroy the integrity of the source.

#### (c) Estimates for missing figures

No attempt has been made to estimate export levels when custom figures are completely absent for long periods; namely before 1328, in 1333-42, 1344-62, and 1582-89. Elsewhere estimates have been made to cover gaps due to missing accounts etc. or where available figures cover less than 40% of the annual trade. All these estimated entries have been underlined in the tables. Unless otherwise stated, the missing figures have been calculated as the average of the two nearest accounts where equidistant, or equivalent to the nearest chronological year.<sup>1</sup> Allowance has been made to ensure the estimates are not affected by changes in the extent of the jurisdiction. For instance, up to 1373, Haddington's jurisdiction included Dunbar, but from that year separate accounts were rendered for Dunbar. Haddington's 1371-72 accounts are missing, hence Haddington's missing figures in 1371-72 are the average of the jurisdiction's 1370 figures and the total for Haddington and Dunbar in 1373.

In a small number of cases the procedure of averages is not suitable, and could seriously distort the total trade pattern. In such cases the jurisdiction's average percentage of

---

<sup>1</sup> This is the methodology used in J.D. Gould, *The Great Debasement* (London, 1970), note on p. 121.

Scottish exports is used to fill the gaps.<sup>2</sup> Where this procedure has been adopted it has been noted.

Berwick-upon-Tweed, St Andrews, Cupar, Inverness, Banff, Forres and Elgin, Kirkcudbright, Wigtown, and Dumfries have, for various reasons, very long gaps in their custom figures. Attempting to calculate estimates for these long-term gaps is pointless, although the short-term gaps have been filled as above. Instead these ports have been listed separately and they have not been included in the totals for the individual commodities. In addition, there are no accounts at all for Dunfermline, Kirkcaldy, or Glasgow.

#### (d) Notes to tables

Dates- the dates listed are the end dates, hence 1480 is for the period from 1479 to 1480.

Underlined commodities show no figure exists and the figure given has been estimated. An underlined total figure indicates over 70% of the total is made up of estimates and so should be used with caution if at all.

NSJ (no separate jurisdiction) is listed when the jurisdiction was not in operation and hence the customs were included in another jurisdiction.

Dashes, -, are used to indicate that the figures are, for whatever reason, not available and no attempt has been made to estimate them. Zeros are used when there were no exports. It should be remembered that it is sometimes impossible to determine if a good was not customable or if it was not exported. In these circumstances the distinction between dashes and zeros are only best guesses.

Brackets, ( ), show the figures do not represent the full extent of the commodity's exports, in particular where customs were levied only on foreigners or non-burgesses.

The columns are laid out by region, Edinburgh, East Lothian, Upper Forth, East Neuk of Fife, Tay, Aberdeen, and the West Coast. Secondary tables are given for those areas which are poorly represented, namely Berwick-upon-Tweed, Cupar, St Andrews, the ports north of Aberdeen, and the Solway ports. Again it should be noted that figures for these ports have not been included in the totals listed for the individual commodities.

Abbreviations for jurisdictions used where necessary:

Aberd.	Aberdeen	Edin.	Edinburgh	N. Ber.	North Berwick
Arb.	Arbroath	Hadd.	Haddington	King.	Kinghorn
Berwick T.	Berwick-upon-Tweed	Inverk.	Inverkeithing	Pitten.	Pittenweem (CAP 1513- )
Burnt.	Burntisland	Linlith.	Linlithgow	St And.	St Andrews
Dumb.	Dumbarton	Mont.	Montrose	Stir.	Stirling

<sup>2</sup> E.M. Carus-Wilson and O. Coleman, *England's Export Trade, 1275-1547* (Oxford, 1963), p. 16.

## II. COMMODITY EXPORT TABLES

Table A2-1	Wool .....	490-507
Table A2-2	Woolfells.....	508-25
Table A2-3	Hides .....	526-43
Table A2-4	Miscellaneous Fells.....	544-51
Table A2-5	Cloth .....	552-63
Table A2-6	Salmon .....	564-71
Table A2-7	Herring and Codling .....	572-8
Table A2-8	Cod.....	579-85
Table A2-9	Oil .....	586-9
Table A2-10	Salt .....	590-5
Table A2-11	Coal.....	596-600
Table A2-12	Tallow .....	601-3
Table A2-13	Flesh.....	604-5
Table A2-14	Corn .....	606-7
Table A2-15	Re-exports.....	608-13
Table A2-16	Miscellaneous Manufactures .....	614
Table A2-17	Stulling.....	615

**A2-1a: Wool (sacks)**

Date	Edinburgh	Hadd.	Dunbar N.	Berwick	Linth.	Stirling	Inverk.	Kinghorn	Crail	Perth	Dundee	Montrose	Arbroath	Aberdeen	Ayr	Invine	Dumbarton	Total
1328	1,150.6	NSJ	NSJ	NSJ	56.5	6.2	27.2	NSJ	NSJ	304.8	855.1	11.6	NSJ	1,141.1	0.0	NSJ	4.3	3,557.3
1329	1,271.4	NSJ	NSJ	NSJ	65.0	0.0	18.1	NSJ	NSJ	279.6	803.9	11.6	NSJ	1,095.1	0.0	NSJ	4.3	3,549.0
1330	1,036.9	NSJ	NSJ	NSJ	33.4	1.6	28.3	NSJ	NSJ	181.8	865.7	11.6	NSJ	1,049.0	0.0	NSJ	4.3	3,212.6
1331	1,196.4	NSJ	NSJ	NSJ	59.5	17.3	54.6	NSJ	NSJ	272.2	868.1	11.6	NSJ	1,540.3	0.0	NSJ	4.3	4,024.2
1332	1,015.2	NSJ	NSJ	NSJ	80.5	3.2	107.7	NSJ	NSJ	272.2	754.9	9.7	NSJ	2,069.5	0.0	NSJ	4.3	4,317.1
1333	1,233.3	NSJ	NSJ	NSJ	11.8	3.2	55.6	NSJ	NSJ	272.2	504.2	9.7	NSJ	1,424.5	0.0	NSJ	4.3	3,518.7
1334-8	-	NSJ	NSJ	NSJ	-	-	-	NSJ	NSJ	-	-	-	NSJ	-	-	NSJ	-	-
1339	-	NSJ	NSJ	NSJ	-	-	-	NSJ	NSJ	-	-	-	NSJ	207.4	-	NSJ	-	-
1340	-	NSJ	NSJ	NSJ	22.5	-	-	NSJ	NSJ	-	-	-	NSJ	370.0	-	NSJ	-	-
1341	-	NSJ	NSJ	NSJ	68.2	-	-	NSJ	NSJ	-	-	-	NSJ	321.8	-	NSJ	-	-
1342	989.6	NSJ	NSJ	NSJ	114.0	3.2	16.4	NSJ	NSJ	94.9	285.5	9.7	NSJ	735.1	0.0	NSJ	-	2,248.4
1343	989.6	NSJ	NSJ	NSJ	103.1	3.2	27.6	NSJ	NSJ	94.9	509.0	9.7	NSJ	943.3	0.0	NSJ	-	2,680.3
1344-61	-	NSJ	NSJ	NSJ	-	-	-	NSJ	NSJ	-	-	-	-	-	-	NSJ	-	-
1362	2,495.8	335.1	NSJ	NSJ	409.9	58.6	113.9	NSJ	NSJ	618.6	320.0	160.5	31.5	536.6	0.4	NSJ	2.7	5,083.6
1363	2,262.6	556.8	NSJ	NSJ	471.7	69.7	113.9	NSJ	NSJ	465.0	353.0	171.0	31.5	792.0	0.4	NSJ	2.7	5,290.2
1364	2,262.6	556.8	NSJ	NSJ	471.7	59.1	113.9	NSJ	NSJ	465.0	353.0	171.0	31.5	792.0	0.4	NSJ	2.7	5,279.6
1365	1,595.8	394.1	NSJ	NSJ	442.4	44.4	144.7	NSJ	NSJ	339.8	309.0	151.1	31.5	837.3	0.4	NSJ	2.7	4,329.0
1366	1,945.6	432.2	NSJ	NSJ	394.2	52.4	144.7	NSJ	NSJ	390.6	339.9	119.5	31.5	837.3	0.4	NSJ	2.7	4,726.9
1367	2,352.0	462.9	NSJ	NSJ	397.6	32.9	144.7	NSJ	NSJ	372.9	613.1	202.2	31.5	837.3	0.0	NSJ	2.7	5,485.7
1368	2,451.6	609.6	NSJ	NSJ	530.0	50.5	144.7	NSJ	NSJ	370.0	523.1	151.2	31.5	837.3	0.0	NSJ	2.7	5,738.1
1369	2,451.6	609.6	NSJ	NSJ	530.0	50.5	144.7	NSJ	NSJ	370.0	523.1	151.2	31.5	882.5	0.8	NSJ	2.7	5,748.1
1370	2,551.3	756.4	NSJ	NSJ	662.4	68.1	175.5	NSJ	NSJ	367.1	433.0	100.1	31.5	609.0	1.5	NSJ	2.7	5,758.6
1371	3,345.1	1112.1	NSJ	NSJ	1,011.7	67.6	91.3	NSJ	NSJ	596.6	622.6	238.5	31.5	871.8	21.3	NSJ	2.7	8,012.8
1372	3,345.1	1112.1	NSJ	NSJ	1,011.7	67.6	91.3	NSJ	NSJ	596.6	622.6	238.5	31.5	871.8	41.1	NSJ	2.7	8,032.6
1373	4,138.9	1,111.7	356.0	NSJ	1,361.0	67.2	91.3	NSJ	NSJ	826.2	812.1	376.9	31.5	1,134.5	15.8	NSJ	2.7	10,325.7
1374	3,616.7	1,142.0	222.5	NSJ	995.6	75.1	7.1	NSJ	NSJ	591.9	551.6	194.7	31.5	984.7	26.6	NSJ	2.7	8,442.6
1375	2,750.5	804.9	174.7	NSJ	703.5	61.1	17.6	NSJ	NSJ	415.8	499.3	183.3	31.5	952.1	37.4	NSJ	2.7	6,634.4
1376	1,884.3	406.0	127.0	61.8	411.3	47.0	17.6	NSJ	NSJ	239.6	447.1	171.9	31.5	919.6	21.9	NSJ	2.7	4,789.2
1377	1,543.9	369.9	64.2	122.1	213.1	28.6	28.2	NSJ	NSJ	298.0	323.8	168.1	31.5	832.7	10.9	NSJ	2.7	4,037.6

**A2-1a: Wool (sacks)**

Date	Edinburgh	Hadd.	Dunbar N.	Berwick	Linlith.	Stirling	Inverk.	Kinghorn	Crail	Perth	Dundee	Montrose	Arbroath	Aberdeen	Ayr	Invine	Dumbarton	Total
1378	1,635.3	368.4	96.2	203.3	459.4	12.7	11.5	NSJ	NSJ	385.6	575.7	150.8	31.5	1,089.5	10.9	NSJ	2.7	5,033.6
1379	1,468.0	410.8	99.1	184.7	508.6	13.5	11.5	NSJ	NSJ	344.6	621.8	162.1	31.5	1,091.2	10.9	NSJ	2.7	4,960.9
1380	1,768.1	570.7	127.7	213.4	384.6	16.2	18.4	NSJ	NSJ	492.0	715.3	177.5	31.5	1,092.8	10.9	NSJ	2.7	5,621.7
1381	997.0	386.2	138.3	169.1	441.1	18.6	18.4	NSJ	NSJ	130.4	424.2	198.7	31.5	704.2	10.9	NSJ	2.7	3,671.3
1382	1,495.4	430.6	206.4	220.4	531.8	11.9	5.6	19.6	NSJ	399.3	656.5	212.5	31.5	749.4	10.9	NSJ	2.7	4,984.5
1383	1,397.3	472.7	95.1	106.1	383.9	12.0	42.4	19.6	NSJ	315.6	433.4	95.6	31.5	247.2	10.9	NSJ	2.7	3,666.1
1384	1,506.0	357.8	83.6	226.2	442.0	36.0	57.8	19.6	NSJ	390.1	535.2	152.6	31.5	309.3	10.9	NSJ	2.7	4,161.2
1385	1,614.7	242.9	72.1	226.2	500.0	60.0	73.1	19.6	NSJ	464.6	637.0	209.7	31.5	371.3	10.9	NSJ	2.7	4,536.2
1386	495.8	53.1	79.5	190.3	285.3	29.7	30.0	12.0	NSJ	72.1	266.5	86.1	31.5	286.5	10.9	NSJ	2.7	1,931.9
1387	1,592.3	53.1	79.5	190.3	566.8	44.1	57.0	21.2	NSJ	338.3	566.2	200.6	31.5	410.0	10.9	NSJ	2.7	4,164.5
1388	1,203.8	101.5	86.8	154.5	442.0	10.4	38.1	15.7	NSJ	350.1	334.5	157.0	31.5	372.9	10.9	NSJ	2.7	3,312.5
1389	1,310.2	101.5	87.3	176.8	359.1	13.2	19.1	15.7	NSJ	245.4	320.6	101.3	31.5	247.0	10.9	NSJ	2.7	3,042.3
1390	951.7	84.0	87.3	176.8	369.6	24.6	12.6	15.7	NSJ	296.2	380.3	77.9	31.5	282.2	10.9	NSJ	2.7	2,804.2
1391	1,365.4	125.9	136.9	148.8	555.3	13.3	45.5	15.7	NSJ	241.3	342.7	159.2	31.5	370.0	10.9	NSJ	2.7	3,564.9
1392	1,533.9	138.6	287.6	148.5	713.1	48.7	52.2	10.3	NSJ	299.9	375.2	138.1	31.5	400.5	10.9	NSJ	2.7	4,191.7
1393	2,021.8	233.6	177.1	283.4	882.7	64.6	40.5	10.3	NSJ	241.7	466.1	173.6	31.5	467.3	10.9	NSJ	2.7	5,107.9
1394	1,727.9	327.0	162.8	350.7	922.5	69.1	40.5	10.4	NSJ	323.8	483.1	206.9	38.2	753.9	10.9	NSJ	2.7	5,430.3
1395	1,355.0	176.5	53.6	153.9	635.8	44.0	40.5	3.6	NSJ	133.1	494.0	201.9	38.8	487.0	10.9	NSJ	2.7	3,831.1
1396	1,514.1	289.7	163.3	294.1	765.7	40.1	40.5	18.5	NSJ	388.4	590.6	175.3	23.1	538.8	10.9	NSJ	2.7	4,855.8
1397	1,145.6	208.4	94.5	181.6	487.0	21.8	40.5	73.9	NSJ	329.7	562.7	144.0	20.3	398.9	10.9	NSJ	2.7	3,722.4
1398	1,090.0	191.7	152.5	262.9	420.8	18.3	40.5	25.4	NSJ	289.0	530.5	162.4	21.0	389.9	10.9	NSJ	2.7	3,608.7
1399	682.3	63.3	162.8	173.5	216.0	13.0	40.5	12.6	NSJ	254.1	460.5	102.5	15.4	290.1	10.9	NSJ	2.7	2,500.1
1400	720.4	120.4	157.7	87.2	297.5	13.0	40.5	13.6	NSJ	249.5	375.8	110.9	24.1	281.0	10.9	NSJ	2.7	2,505.0
1401	671.5	57.3	17.4	102.7	186.4	53.0	40.5	41.1	NSJ	266.3	451.6	109.7	14.9	260.0	10.9	NSJ	2.7	2,286.0
1402	337.1	35.0	2.0	36.3	242.8	10.0	40.5	56.9	NSJ	261.9	338.4	79.6	9.9	240.6	10.9	NSJ	2.7	1,704.7
1403	308.7	35.0	0.0	36.3	189.3	7.1	40.5	75.8	NSJ	233.9	382.3	98.5	6.3	216.0	10.9	NSJ	2.7	1,643.4
1404	289.2	35.0	0.0	6.1	169.1	11.9	40.5	40.5	NSJ	246.1	260.6	69.7	12.3	167.7	10.9	NSJ	2.7	1,362.2
1405	453.4	23.4	49.0	6.1	193.7	13.1	40.5	12.5	NSJ	226.1	352.7	69.8	10.3	204.2	10.9	NSJ	2.7	1,668.4
1406	453.4	23.4	49.0	6.1	193.7	13.1	40.5	12.5	NSJ	226.1	352.7	69.8	10.3	204.2	10.9	NSJ	2.7	1,668.4

**A2-1a: Wool (sacks)**

Date	Edinburgh	Hadd.	Dunbar N.	Berwick	Linlith.	Stirling	Inverk.	Kinghorn	Crail	Perth	Dundee	Montrose	Arbroath	Aberdeen	Ayr	Invine	Dumbarton	Total
1407	644.2	31.1	49.0	25.2	167.6	5.7	28.9	113.2	NSJ	246.8	275.1	16.7	10.9	274.7	10.9	NSJ	2.7	1,902.6
1408	838.4	66.4	58.7	25.2	303.6	18.3	55.2	113.2	NSJ	187.8	367.0	69.5	15.8	290.2	10.9	NSJ	2.7	2,422.7
1409	898.8	50.0	82.1	38.6	260.1	16.7	47.3	113.2	NSJ	260.7	352.9	63.7	15.5	327.8	0.0	NSJ	2.7	2,529.9
1410	934.7	45.2	130.4	36.9	285.2	15.3	49.6	113.2	1.0	226.4	269.7	60.1	13.7	216.1	9.3	NSJ	2.7	2,409.3
1411	1,152.5	32.6	178.8	41.0	206.5	30.0	165.8	113.2	1.2	251.8	363.0	70.9	14.2	270.2	9.3	NSJ	2.7	2,903.4
1412	1,152.5	32.6	178.8	41.0	206.5	30.0	165.8	213.8	1.2	251.8	363.0	70.9	14.2	270.2	9.3	NSJ	2.7	3,004.1
1413	1,149.3	53.4	168.8	31.0	230.0	58.8	75.2	7.3	1.5	294.1	408.4	70.8	24.1	274.7	9.3	NSJ	2.7	2,859.4
1414	1,333.8	65.8	158.9	18.8	245.4	59.8	47.2	11.0	1.5	257.8	411.4	70.8	30.5	289.7	9.3	NSJ	2.7	3,014.2
1415	1,276.2	60.5	153.6	36.4	247.4	40.6	53.8	1.5	1.5	263.5	387.8	74.4	18.3	303.8	9.3	NSJ	2.7	2,931.2
1416	1,283.1	62.2	129.4	32.5	287.6	60.5	41.9	2.8	1.5	235.0	380.1	76.7	30.5	233.6	9.3	NSJ	2.7	2,869.3
1417	936.5	48.1	113.1	43.5	275.5	72.1	30.6	5.5	1.5	197.9	332.8	61.6	18.1	213.2	4.5	NSJ	2.7	2,357.2
1418	875.7	43.4	97.3	49.0	242.6	54.4	36.7	7.1	1.5	190.9	348.5	61.6	21.9	182.7	17.7	NSJ	2.7	2,233.8
1419	589.4	31.7	73.2	17.7	144.9	29.4	21.4	1.8	1.5	108.5	181.5	61.6	11.4	182.7	17.7	NSJ	2.7	1,477.2
1420	589.4	31.7	73.2	17.7	144.9	29.4	21.4	1.8	1.5	108.5	181.5	61.6	11.4	182.7	17.7	NSJ	2.7	1,477.2
1421	751.0	25.4	73.2	22.2	168.7	26.5	20.9	6.1	1.5	96.4	205.8	65.9	13.0	212.1	17.7	NSJ	2.7	1,708.8
1422	793.1	15.7	73.2	26.9	175.1	42.2	23.5	3.7	1.5	138.6	241.9	70.7	13.0	245.6	17.7	NSJ	2.7	1,885.0
1423	1,288.3	99.3	73.2	29.6	331.7	68.6	25.4	2.3	1.5	158.5	307.2	84.0	16.9	301.0	17.7	NSJ	2.7	2,807.7
1424	1,288.3	99.3	73.2	29.6	331.7	68.6	25.4	2.3	1.5	158.5	307.2	84.0	16.9	301.0	17.7	NSJ	2.7	2,807.7
1425	1,783.5	182.9	49.1	32.4	488.2	94.9	27.3	0.8	1.5	178.4	372.4	97.4	20.8	356.4	17.7	NSJ	2.7	3,706.3
1426	1,798.7	222.2	53.3	34.3	425.2	79.2	16.0	0.0	1.8	189.6	197.7	51.9	7.5	394.4	31.0	NSJ	1.1	3,503.8
1427	1,941.9	377.5	54.5	43.2	420.4	46.0	21.7	1.2	4.2	240.5	266.8	89.3	7.8	478.2	28.1	NSJ	0.5	4,021.8
1428	2,085.1	532.9	55.6	52.2	415.6	12.7	27.4	1.2	4.2	291.4	335.8	126.7	8.1	562.1	25.3	NSJ	0.5	4,536.9
1429	1,621.6	372.1	14.6	67.9	336.0	46.7	47.0	1.2	6.5	216.7	296.4	92.7	9.0	503.9	1.1	NSJ	0.5	3,634.0
1430	1,586.0	287.9	36.9	53.5	462.6	56.1	58.7	1.2	3.7	191.4	285.1	38.3	3.7	351.2	0.0	NSJ	0.5	3,417.0
1431	1,118.4	277.0	42.0	46.8	326.2	32.1	14.8	1.2	3.8	172.2	303.0	57.3	5.7	396.4	0.0	NSJ	0.5	2,797.5
1432	1,086.1	228.2	45.9	37.9	365.9	24.9	19.3	1.2	3.8	151.3	277.8	46.0	5.7	349.0	1.4	NSJ	0.5	2,645.1
1433	1,086.1	228.2	45.9	37.9	365.9	24.9	19.3	1.2	3.8	151.3	277.8	46.0	7.8	349.0	1.4	NSJ	0.5	2,647.2
1434	1,053.8	179.3	49.9	29.0	405.6	17.8	23.8	1.2	4.0	130.3	252.6	34.8	7.8	301.7	2.8	NSJ	0.5	2,494.9
1435	822.5	202.2	35.0	8.0	322.6	15.2	28.0	1.2	3.0	77.8	150.1	26.3	7.8	337.2	1.4	NSJ	0.0	2,038.1

**A2-1a: Wool (sacks)**

Date	Edinburgh	Hadd.	Dunbar N.	Berwick	Linth.	Stirling	Inverk.	Kinghorn	Crail	Perth	Dundee	Montrose	Arbroath	Aberdeen	Ayr	Invine	Dumbarton	Total
1436	814.5	132.1	21.5	14.7	229.2	16.0	15.8	1.2	3.0	103.5	136.9	22.1	5.4	315.9	1.4	NSJ	0.0	1,833.3
1437	806.6	62.1	21.5	21.4	135.8	16.8	3.7	1.2	3.0	103.5	136.9	17.9	3.0	315.9	0.0	NSJ	0.0	1,649.2
1438	697.5	34.7	8.0	21.4	148.0	16.3	3.7	1.2	3.0	129.3	123.8	20.7	3.0	294.6	0.0	NSJ	0.0	1,504.9
1439	724.2	39.4	12.8	2.9	148.0	16.3	3.7	1.2	3.0	66.8	93.5	20.7	3.5	212.4	0.9	NSJ	0.0	1,349.3
1440	724.2	39.4	12.8	2.9	148.0	16.3	3.7	1.2	3.0	66.8	93.5	20.7	3.5	181.5	1.7	NSJ	0.0	1,319.3
1441	724.2	39.4	23.8	2.9	148.0	16.3	3.7	1.2	3.0	58.9	86.6	20.7	3.5	223.2	8.1	NSJ	0.0	1,363.5
1442	751.0	88.9	35.4	15.8	148.0	16.3	3.7	1.2	3.0	76.4	100.8	20.7	3.1	230.5	8.1	NSJ	0.0	1,502.8
1443	1,010.7	114.9	48.5	9.6	148.0	16.3	3.7	1.2	2.0	89.4	115.4	29.0	3.1	225.2	8.1	0.0	0.0	1,825.1
1444	1,270.5	163.5	27.9	26.2	148.0	16.3	3.5	1.2	2.0	101.4	156.6	27.1	3.1	315.5	6.0	0.0	25.8	2,294.4
1445	984.7	88.2	14.8	23.6	148.0	16.3	3.5	1.2	0.5	88.5	128.6	35.5	3.1	291.4	33.2	0.8	16.6	1,878.2
1446	1,462.0	120.8	32.0	10.0	160.2	15.7	3.8	2.4	0.5	121.5	166.6	27.3	1.9	282.3	36.9	0.8	4.5	2,449.1
1447	1,383.6	124.6	22.4	8.8	100.4	20.6	5.5	1.2	0.5	90.8	140.8	13.4	1.9	244.1	23.3	0.8	7.4	2,189.9
1448	1,536.3	113.8	12.2	14.8	118.6	20.7	8.7	1.8	0.5	112.3	139.5	13.4	0.5	258.0	18.0	0.6	7.4	2,377.1
1449	1,943.6	66.9	15.1	27.0	121.5	23.1	2.0	0.9	0.5	176.1	158.3	37.5	0.5	399.3	7.8	0.3	7.4	2,987.8
1450	1,037.3	66.9	6.3	8.6	81.0	17.1	1.6	0.9	0.5	44.8	137.7	10.3	0.5	184.8	3.9	0.3	7.4	1,609.8
1451	854.2	53.8	4.7	9.3	64.2	9.0	3.1	0.0	0.7	66.9	70.6	9.6	0.3	233.9	2.4	0.3	10.3	1,393.3
1452	810.7	38.4	0.5	9.2	62.5	10.2	4.9	0.0	0.1	46.1	61.3	4.3	0.3	230.3	2.4	0.0	0.4	1,281.6
1453	854.5	65.1	4.4	10.2	59.7	14.7	4.6	0.8	0.1	53.7	61.3	4.3	0.3	230.1	0.9	0.0	0.4	1,365.1
1454	520.1	39.9	5.7	9.5	23.8	11.1	1.7	0.8	0.0	30.5	70.2	2.7	0.3	134.6	0.9	0.0	0.4	852.1
1455	635.8	39.1	10.2	3.3	36.8	4.7	1.2	0.8	0.0	28.0	50.5	1.0	0.3	162.7	0.0	0.0	0.0	974.5
1456	833.9	53.6	6.0	6.4	12.7	1.7	0.6	0.8	0.0	20.6	43.5	3.2	0.3	152.3	0.0	0.0	0.0	1,135.5
1457	538.4	70.0	5.0	8.7	22.1	12.8	2.0	0.8	0.0	36.5	87.4	4.7	0.3	168.3	0.0	0.0	0.0	957.0
1458	703.0	44.5	3.1	8.0	16.0	2.5	3.9	0.8	0.0	33.5	72.6	2.9	0.3	111.5	0.0	0.0	0.0	1,002.8
1459	712.2	62.3	3.3	10.2	19.1	5.7	4.4	1.6	0.0	27.9	61.2	7.3	0.3	193.6	0.0	0.3	0.0	1,109.5
1460	1,144.4	73.4	4.8	14.4	21.9	4.5	6.5	1.3	0.0	44.1	80.4	8.5	0.3	202.0	0.0	0.3	0.0	1,606.7
1461	1,076.1	127.0	11.6	7.8	23.8	7.2	4.3	2.3	0.0	39.8	78.8	5.6	0.3	217.3	0.6	0.3	2.5	1,605.4
1462	976.3	101.4	6.9	6.8	33.9	11.9	4.3	2.3	0.0	46.5	70.6	9.9	0.3	248.8	0.6	0.3	2.5	1,523.3
1463	1,254.5	125.5	11.3	9.8	36.8	10.6	13.1	2.3	0.0	45.4	137.6	8.9	0.3	290.1	10.3	0.3	2.5	1,959.2
1464	1,534.6	203.3	12.5	12.4	74.5	8.1	8.7	5.5	0.0	66.0	153.7	12.3	0.3	444.2	10.3	0.3	2.5	2,549.2

**A2-1a: Wool (sacks)**

Date	Edinburgh	Hadd.	Dunbar N.	Berwick	Linlith.	Stirling	Inverk.	Kinghorn	Crail	Perth	Dundee	Montrose	Arbroath	Aberdeen	Ayr	Invine	Dumbarton	Total
1465	1,080.5	129.7	10.8	4.9	25.1	14.6	7.0	3.2	0.0	36.9	117.8	11.0	0.3	231.6	2.4	0.0	1.6	1,677.4
1466	884.7	86.5	9.9	8.4	26.7	5.1	2.1	3.2	0.0	21.5	80.4	12.8	0.3	151.7	5.2	0.0	1.6	1,300.4
1467	1,272.2	146.7	8.5	9.6	28.1	4.8	3.1	1.6	0.0	45.4	141.7	17.4	0.3	242.7	4.7	0.0	1.6	1,928.6
1468	1,117.1	132.1	3.7	13.0	23.4	16.0	3.4	1.6	0.0	50.2	137.4	15.7	0.3	193.3	7.8	0.0	2.3	1,717.3
1469	1,106.2	133.0	3.8	6.3	17.2	3.4	1.0	1.6	0.0	30.0	109.4	15.0	0.3	235.5	3.7	0.0	1.3	1,667.7
1470	1,082.9	118.1	2.7	8.9	8.9	9.1	4.7	1.6	0.0	37.6	119.9	7.5	0.3	229.4	2.7	0.0	0.7	1,634.9
1471	1,059.5	103.3	1.6	11.5	0.6	14.8	8.4	0.0	0.0	45.1	130.4	0.0	0.3	223.3	1.7	0.0	0.0	1,600.6
1472	1,020.5	110.0	2.5	5.8	0.6	12.0	6.4	0.0	0.0	37.5	121.0	4.6	0.3	120.0	0.9	0.0	0.0	1,442.1
1473	981.5	116.8	3.4	0.0	0.5	9.2	4.4	0.0	0.0	30.0	111.5	4.6	0.1	120.0	0.0	0.0	0.0	1,382.1
1474	1,120.6	169.7	3.1	3.6	42.5	7.5	8.8	0.6	0.0	41.2	111.1	5.6	0.1	253.3	0.0	0.0	0.0	1,767.7
1475	1,154.7	198.3	6.5	4.3	15.0	1.2	5.8	0.6	0.0	49.0	133.1	7.0	0.1	287.3	0.0	0.0	0.0	1,862.7
1476	916.3	83.0	2.9	8.2	22.2	3.3	4.9	0.6	0.0	17.2	103.0	3.8	0.1	230.6	0.0	0.0	0.0	1,396.1
1477	933.7	100.6	9.4	0.6	11.9	5.5	3.4	2.9	0.0	21.2	67.9	3.8	0.0	190.9	0.0	0.0	0.0	1,351.9
1478	651.0	24.7	0.2	0.2	1.1	0.5	0.2	0.3	0.0	1.4	32.8	9.2	0.0	56.7	1.3	0.0	0.0	779.5
1479	896.0	61.0	0.2	2.3	3.2	0.7	9.8	0.0	0.0	13.5	75.8	9.2	0.0	227.6	0.1	0.0	0.5	1,299.7
1480	1,006.2	54.2	0.2	2.6	1.8	6.0	7.8	0.0	0.0	13.4	69.1	5.2	0.0	155.7	0.6	0.0	1.0	1,323.7
1481	765.0	31.3	0.0	0.1	0.0	0.0	10.3	0.0	0.0	14.4	72.8	0.1	0.0	194.6	0.0	0.0	0.0	1,088.6
1482	736.4	42.4	0.0	1.4	2.2	7.4	9.4	0.0	0.0	16.2	45.1	10.0	0.0	176.0	0.0	0.0	0.0	1,046.4
1483	942.2	40.9	0.0	0.0	0.0	3.4	6.7	0.0	0.0	36.5	51.1	12.0	0.0	243.5	0.0	0.0	0.0	1,336.3
1484	822.6	16.1	0.0	0.0	3.8	6.0	4.3	0.0	0.0	36.7	51.9	14.2	0.0	193.6	0.0	0.0	0.0	1,149.1
1485	530.3	28.9	0.0	0.0	0.0	2.1	2.7	0.0	0.0	32.4	56.3	4.9	0.5	193.6	0.0	0.0	0.0	851.6
1486	618.6	23.3	0.0	0.0	0.0	1.9	8.4	0.0	0.0	20.9	48.6	3.0	0.5	152.3	0.0	0.0	0.0	877.4
1487	672.1	46.8	0.0	2.5	0.0	2.1	1.2	1.4	0.0	28.3	51.0	7.6	0.0	259.9	0.0	0.0	0.0	1,072.7
1488	812.1	31.2	0.0	2.4	4.0	2.1	3.1	1.8	0.0	28.4	55.4	7.6	1.4	136.3	0.0	0.0	0.0	1,085.8
1489	793.2	32.8	0.0	0.4	0.8	1.4	3.9	0.4	0.0	31.0	63.0	4.7	0.1	253.7	0.0	0.0	0.0	1,185.4
1490	877.2	14.5	0.0	0.0	0.0	1.6	0.8	0.4	0.0	23.9	38.1	4.7	0.1	167.1	0.0	0.0	0.0	1,128.4
1491	629.5	18.0	0.0	0.0	0.0	0.1	0.8	0.1	0.1	20.7	47.3	4.7	0.5	113.3	0.0	0.0	0.0	835.0
1492	678.7	12.0	0.0	0.0	3.6	0.0	0.0	0.1	0.1	10.0	31.5	4.7	0.5	113.7	0.0	0.0	0.2	855.0
1493	751.6	22.7	0.0	0.0	0.4	1.9	0.7	0.0	0.0	22.2	29.7	4.7	0.0	137.8	0.0	0.0	0.2	971.8



**A2-1a: Wool (sacks)**

Date	Edinburgh	Hadd.	Dunbar N.	Berwick	Linlith.	Stirling	Inverk.	Kinghorn	Crail	Perth	Dundee	Montrose	Arbroath	Aberdeen	Ayr	Invine	Dumbarton	Total
1494	757.0	17.4	0.0	0.0	0.0	0.4	3.4	0.0	0.0	25.7	54.1	4.7	0.0	276.5	0.0	0.0	0.2	1,139.4
1495	726.3	23.5	0.0	0.0	0.0	3.4	3.6	0.0	0.0	30.6	31.7	4.7	0.0	303.3	0.0	0.0	0.2	1,127.3
1496	1,003.2	31.4	0.0	0.0	0.0	2.1	4.5	0.0	0.0	43.0	50.7	1.7	1.4	311.0	0.0	0.0	0.2	1,449.2
1497	576.9	22.2	0.0	0.0	0.0	2.0	0.3	0.2	0.0	18.8	19.5	0.8	0.1	162.6	0.0	0.0	0.2	803.5
1498	996.0	30.4	0.0	0.0	0.5	1.8	0.3	0.4	0.0	36.2	30.8	0.7	0.0	269.8	1.9	0.0	0.2	1,368.9
1499	1,319.6	18.4	0.0	1.0	0.5	9.3	7.2	0.0	0.0	16.4	34.1	7.0	0.0	190.4	0.9	0.0	0.4	1,605.0
1500	560.9	18.4	0.0	7.3	3.3	26.3	3.3	0.0	0.0	30.9	34.3	7.4	0.0	348.8	12.1	0.0	0.4	1,053.3
1501	856.9	44.1	0.0	4.6	4.3	25.1	5.5	0.0	0.0	43.7	35.4	5.9	0.0	268.0	6.7	1.1	0.0	1,301.3
1502	919.8	43.7	0.0	0.0	1.7	7.3	0.1	0.0	0.0	45.6	29.9	3.6	0.0	275.6	3.2	0.0	0.0	1,330.4
1503	1,052.1	31.9	0.0	0.0	0.0	8.2	0.8	0.0	0.0	33.8	27.8	0.5	2.0	207.8	0.1	0.0	0.0	1,364.9
1504	1,069.7	20.5	0.0	0.0	0.9	12.1	0.0	0.0	0.0	35.8	26.1	0.0	0.0	261.9	0.0	0.0	0.0	1,427.0
1505	789.2	19.4	0.0	1.3	0.9	13.2	0.8	0.0	0.0	28.3	16.1	0.0	0.0	195.2	4.0	0.0	0.0	1,068.5
1506	1,008.6	26.1	0.0	1.3	0.0	11.8	1.7	0.0	0.0	31.6	18.0	0.7	0.0	255.6	1.8	0.0	0.0	1,357.2
1507	846.5	31.2	0.0	0.7	0.0	13.0	0.8	0.0	0.0	33.4	18.0	0.0	0.0	254.0	1.8	0.0	0.0	1,199.3
1508	853.2	35.4	0.0	0.0	0.0	14.1	0.0	0.0	0.0	33.4	18.0	0.0	0.0	262.5	0.2	0.0	0.0	1,216.8
1509	1,060.6	35.4	0.0	0.0	0.0	11.7	0.1	0.0	0.0	33.4	18.0	0.0	0.0	241.5	4.8	0.0	0.0	1,405.4
1510	930.1	35.4	0.0	0.0	0.0	9.9	0.4	0.0	0.0	33.4	20.0	0.0	0.0	229.0	2.0	0.0	0.0	1,260.1
1511	961.6	35.4	0.0	0.0	0.0	17.9	0.8	0.0	0.0	35.1	26.8	0.0	0.0	240.1	0.2	1.0	0.0	1,318.7
1512	904.0	35.4	0.0	0.0	0.0	15.6	0.0	0.0	0.0	24.3	18.9	0.0	0.0	209.0	0.0	0.0	0.0	1,207.2
1513	443.8	39.5	0.0	0.0	0.0	0.8	0.0	0.0	0.0	11.2	8.8	0.0	0.0	94.2	0.0	0.0	0.0	598.4
1514	427.6	26.8	0.0	0.0	0.0	0.0	0.0	0.0	NSJ	10.9	11.5	0.0	0.0	84.0	0.0	0.0	0.0	560.8
1515	900.6	10.2	0.0	0.0	0.0	5.9	0.0	0.0	NSJ	20.3	9.6	0.0	0.0	84.0	9.4	0.0	0.0	1,040.0
1516	770.4	10.2	0.0	0.0	0.0	3.9	0.0	0.0	NSJ	16.0	4.5	0.0	0.0	121.2	10.0	0.0	0.0	936.2
1517	887.3	23.2	0.0	0.0	0.0	9.1	0.0	0.0	NSJ	22.8	2.4	0.0	0.0	124.5	0.4	0.0	0.0	1,069.7
1518	811.2	58.8	0.0	0.0	0.0	5.0	0.0	0.0	NSJ	20.9	0.3	0.0	0.0	128.7	4.6	0.0	0.0	1,029.4
1519	984.0	45.0	0.0	0.0	0.0	5.0	0.0	0.0	NSJ	14.7	1.9	0.0	0.0	122.4	4.2	0.0	0.0	1,177.2
1520	641.9	45.0	0.0	0.0	0.0	5.0	0.0	0.0	NSJ	14.7	1.9	0.0	0.0	122.4	4.2	0.0	0.0	835.1
1521	641.9	53.7	0.0	0.0	0.0	5.0	0.0	0.0	NSJ	14.7	4.6	0.0	0.0	122.4	4.2	0.0	0.0	846.6
1522	641.9	36.2	0.0	0.0	0.0	5.0	0.0	0.0	NSJ	10.2	3.7	0.0	0.0	45.6	4.2	0.0	0.0	746.8

**A2-1a: Wool (sacks)**

Date	Edinburgh	Hadd.	Dunbar N.	Berwick	Linth.	Stirling	Inverk.	Kinghorn	Crail	Perth	Dundee	Montrose	Arbroath	Aberdeen	Ayr	Invine	Dumbarton	Total
1523	299.8	7.7	0.0	0.0	0.0	5.0	0.0	0.0	NSJ	3.0	0.2	0.0	0.0	45.6	0.4	0.0	0.0	361.7
1524	299.8	7.7	0.0	0.0	0.0	5.0	0.0	0.0	NSJ	3.0	0.2	0.0	0.0	45.6	0.4	0.0	0.0	361.7
1525	296.7	10.3	0.0	0.0	0.0	5.0	0.0	0.0	NSJ	8.9	1.0	0.0	0.0	67.9	0.8	0.0	0.0	390.5
1526	980.3	58.0	0.0	0.0	0.0	5.0	0.0	0.0	NSJ	21.1	5.9	0.0	0.0	136.3	0.0	0.0	0.0	1,206.5
1527	833.0	73.0	0.0	0.8	0.0	5.0	0.0	0.0	NSJ	18.1	2.0	0.0	0.0	159.2	0.0	0.0	0.0	1,091.1
1528	793.3	36.1	0.0	0.8	0.0	5.0	0.0	0.0	NSJ	8.5	5.4	0.0	0.0	124.2	0.0	0.0	0.0	973.3
1529	628.9	23.3	0.0	0.8	0.0	5.0	0.0	0.0	NSJ	6.1	0.7	0.0	0.0	111.3	0.0	0.0	0.0	776.1
1530	732.7	25.4	0.0	0.8	0.0	5.0	0.0	0.0	NSJ	4.4	0.1	0.0	0.0	102.2	0.0	0.0	0.0	870.6
1531	688.4	25.4	0.0	1.6	0.0	5.0	0.0	0.0	NSJ	5.1	0.0	0.0	0.0	114.8	0.0	0.0	0.0	840.4
1532	787.6	22.4	0.0	1.2	0.0	1.0	0.0	0.0	NSJ	7.7	0.0	0.0	0.0	125.5	0.0	0.0	0.0	945.3
1533	627.6	10.2	0.0	0.0	0.0	0.8	0.0	0.0	NSJ	0.9	0.0	0.0	0.0	81.1	0.0	0.0	0.0	720.6
1534	1,045.3	13.3	0.0	0.0	0.0	0.8	0.0	0.0	NSJ	7.1	0.0	0.0	0.0	115.9	0.0	0.0	0.0	1,182.2
1535	1,195.7	17.8	0.0	0.0	0.0	2.1	0.0	0.0	NSJ	5.6	0.0	0.0	0.0	127.5	0.0	0.0	0.0	1,348.7
1536	1,250.6	13.2	0.0	0.0	0.0	2.4	0.0	0.0	NSJ	4.8	0.0	0.0	0.0	96.9	0.0	0.0	0.0	1,367.9
1537	1,305.6	8.7	0.0	0.0	0.0	2.7	0.0	0.0	NSJ	4.0	0.0	0.0	0.0	66.2	0.0	0.0	0.0	1,387.2
1538	1,522.5	26.0	0.0	0.0	0.0	3.6	0.0	0.0	NSJ	6.2	0.0	0.0	0.0	108.0	0.0	0.0	0.0	1,666.4
1539	1,601.3	40.9	0.0	0.0	0.0	2.8	0.0	0.0	NSJ	4.6	0.0	0.0	0.0	213.3	0.0	0.0	0.0	1,862.9
1540	1,231.2	27.0	0.0	0.0	0.0	5.4	0.0	0.0	NSJ	11.3	3.8	0.0	0.0	113.1	0.0	0.0	0.0	1,391.8
1541	992.6	23.6	0.0	0.0	0.0	0.0	0.0	0.0	NSJ	3.5	0.2	0.0	0.0	71.9	0.0	0.0	0.0	1,091.7
1542	1,196.8	22.0	0.0	0.0	0.0	0.0	0.0	0.0	NSJ	2.7	0.0	0.0	0.0	39.9	0.0	0.0	0.0	1,261.4
1543	249.6	7.9	0.0	0.0	0.0	0.0	0.0	0.0	NSJ	1.5	0.0	0.0	0.0	11.4	0.0	0.0	0.0	270.4
1544	400.3	17.3	0.0	0.0	0.0	0.0	0.0	0.0	NSJ	0.3	0.0	0.0	0.0	18.6	0.0	0.0	0.0	436.5
1545	400.3	6.9	0.0	0.0	0.0	0.0	0.0	0.0	NSJ	0.2	0.0	0.0	0.0	18.6	0.0	0.0	0.0	426.0
1546	400.3	0.0	0.0	0.0	0.0	0.0	0.0	0.0	NSJ	0.2	0.0	0.0	0.0	17.5	0.0	0.0	0.0	418.0
1547	391.7	0.0	0.0	0.0	0.0	0.0	0.0	0.0	NSJ	0.2	0.0	0.0	0.0	17.5	0.0	0.0	0.0	409.4
1548	391.7	0.0	0.0	0.0	0.0	0.0	0.0	0.0	NSJ	0.9	0.0	2.0	0.0	17.5	0.0	0.0	0.0	412.1
1549	391.7	0.0	0.0	0.0	0.0	0.0	0.0	0.0	NSJ	0.9	0.0	2.0	0.0	17.5	0.0	0.0	0.0	412.1
1550	391.7	0.0	0.0	0.0	0.0	0.0	0.0	0.0	NSJ	0.9	0.0	2.0	0.0	17.5	0.0	0.0	0.0	412.1
1551	574.3	0.0	0.0	0.0	0.0	0.0	0.0	0.0	NSJ	0.7	0.0	0.2	0.0	10.6	0.0	0.0	0.0	585.8

**A2-1a: Wool (sacks)**

Date	Edinburgh	Hadd.	Dunbar N.	Berwick	Linlith.	Stirling	Inverk.	Kinghorn	Crail	Perth	Dundee	Montrose	Arbroath	Aberdeen	Ayr	Invine	Dumbarton	Total
1552	431.9	0.9	0.0	0.0	0.0	0.0	0.0	0.0	NSJ	0.0	0.0	0.2	0.0	5.9	0.0	0.0	0.0	439.0
1553	450.1	0.9	0.0	0.0	0.0	0.0	0.0	0.0	NSJ	0.0	0.0	0.0	0.0	5.9	0.0	0.0	0.0	457.0
1554	604.0	4.0	0.0	0.0	0.0	0.0	0.0	0.0	NSJ	0.0	0.0	0.0	0.0	5.9	0.0	0.0	0.0	613.9
1555	517.6	0.5	0.0	0.0	0.0	0.0	0.0	0.0	NSJ	0.0	0.0	0.0	0.0	1.3	0.0	0.0	0.0	519.5
1556	765.5	2.3	0.0	0.0	0.0	0.0	0.0	0.0	NSJ	0.0	0.0	0.0	0.0	1.3	0.0	0.0	0.0	769.1
1557	249.2	0.1	0.0	0.0	0.0	0.3	0.0	0.0	NSJ	0.0	0.0	0.0	0.0	0.0	0.0	0.0	0.0	249.5
1558	374.8	0.0	0.0	0.0	0.0	0.0	0.0	0.0	NSJ	0.0	0.0	0.0	0.0	0.0	0.0	0.0	0.0	374.8
1559	729.5	0.0	0.0	0.0	0.0	0.0	0.0	0.0	NSJ	0.0	0.0	0.0	0.0	0.0	0.0	0.0	0.0	729.5
1560	613.0	0.4	0.0	0.0	0.0	0.0	0.0	0.0	NSJ	0.0	0.0	0.0	0.0	0.0	0.0	0.0	0.0	613.4
1561	478.9	0.5	0.0	0.0	0.0	0.0	0.0	0.0	NSJ	0.0	0.0	0.0	0.0	0.0	0.0	0.0	0.0	479.5
1562	249.9	0.1	0.0	0.0	0.0	0.0	0.0	0.0	NSJ	0.0	0.0	0.0	0.0	0.0	0.0	0.0	0.0	250.0
1563	279.1	0.0	0.0	0.0	0.0	0.0	0.0	0.0	NSJ	0.0	0.0	0.0	0.0	0.0	0.0	0.0	0.0	279.1
1564	279.1	0.0	0.0	0.0	0.0	0.0	0.0	0.0	NSJ	0.0	0.0	0.0	0.0	0.0	0.0	0.0	0.0	279.1
1565	347.3	0.0	0.0	0.0	0.0	0.0	0.0	0.0	NSJ	0.0	0.0	0.0	0.0	0.0	0.0	0.0	0.0	347.3
1566	313.1	0.0	0.0	0.0	0.0	0.0	0.0	0.0	NSJ	0.0	0.0	0.0	0.0	0.0	0.0	0.0	0.0	313.1
1567	232.8	0.0	0.0	0.0	0.0	0.0	0.0	0.0	NSJ	0.0	0.0	0.0	0.0	0.0	0.0	0.0	0.0	232.8
1568	152.5	0.0	0.0	0.0	0.0	0.0	0.0	0.0	NSJ	0.0	0.0	0.0	0.0	0.0	0.0	0.0	0.0	152.5
1569	152.5	0.0	0.0	0.0	0.0	0.0	0.0	0.0	NSJ	0.0	0.0	0.0	0.0	0.0	0.0	0.0	0.0	152.5
1570	152.5	0.0	0.0	0.0	0.0	0.0	0.0	0.0	NSJ	0.0	0.0	0.0	0.0	0.0	0.0	0.0	0.0	152.5
1571	152.5	0.0	0.0	0.0	0.0	0.0	0.0	0.0	NSJ	0.0	0.0	0.0	0.0	0.0	0.0	0.0	0.0	152.5
1572	152.5	0.0	0.0	0.0	0.0	0.0	0.0	0.0	NSJ	0.0	0.0	0.0	0.0	0.0	0.0	0.0	0.0	152.5
1573	112.9	0.0	0.0	0.0	0.0	0.0	0.0	0.0	NSJ	0.0	0.0	0.0	0.0	0.0	0.0	0.0	0.0	112.9
1574	73.3	0.0	0.0	0.0	0.0	0.0	0.0	0.0	NSJ	0.0	0.0	0.0	0.0	0.0	0.0	0.0	0.0	73.3
1575	276.6	0.0	0.0	0.0	0.0	0.0	0.0	0.0	NSJ	0.0	0.0	0.0	0.0	0.0	0.0	0.0	0.0	276.6
1576	334.3	0.0	0.0	0.0	0.0	0.0	0.0	0.0	NSJ	0.0	0.0	0.0	0.0	0.0	0.0	0.0	0.0	334.3
1577	455.5	0.0	0.0	0.0	0.0	0.0	0.0	0.0	NSJ	0.0	0.0	0.0	0.0	0.0	0.0	0.0	0.0	455.5
1578	633.3	0.0	0.0	0.0	0.0	0.0	0.0	0.0	NSJ	0.0	0.0	0.0	0.0	0.0	0.0	0.0	0.0	633.3
1579	375.5	0.0	0.0	0.0	0.0	0.0	0.0	0.0	NSJ	0.0	0.0	0.0	0.0	0.0	0.0	0.0	0.0	375.5
1580	196.3	0.0	0.0	0.0	0.0	0.0	0.0	0.0	NSJ	0.0	0.0	0.0	0.0	0.0	0.0	0.0	0.0	196.3

**A2-1a: Wool (sacks)**

Date	Edinburgh	Hadd.	Dunbar N.	Berwick	Linlith.	Stirling	Inverk.	Kinghorn	Crail	Perth	Dundee	Montrose	Arbroath	Aberdeen	Ayr	Invine	Dumbarton	Total	
1581	396.2	0.0	0.0	0.0	0.0	0.0	0.0	0.0	NSJ	0.0	0.0	0.0	0.0	0.0	0.0	0.0	0.0	0.0	396.2
1582	230.1	0.0	0.0	0.0	0.0	0.0	0.0	0.0	NSJ	0.0	0.0	0.0	0.0	0.0	0.0	0.0	0.0	0.0	230.1
1583	-	-	-	-	-	-	-	-	NSJ	-	-	-	-	0.0	0.0	-	-	-	-
1584	-	-	-	-	-	-	-	-	NSJ	-	-	-	-	0.0	0.0	-	-	-	-
1585	-	-	-	-	-	-	-	-	NSJ	-	-	-	-	-	-	-	-	-	-
1586	-	-	-	-	-	-	-	-	NSJ	-	-	0.0	-	-	-	-	-	-	-
1587-9	-	-	-	-	-	-	-	-	NSJ	-	-	-	-	-	-	-	-	-	-
1590	0.0	0.0	0.0	0.0	0.0	0.0	0.0	0.0	NSJ	0.0	0.0	0.0	0.0	0.0	0.0	0.0	0.0	0.0	0.0
1591	0.0	0.0	0.0	0.0	0.0	0.0	0.0	0.0	NSJ	0.0	0.0	0.0	0.0	0.0	0.0	0.0	0.0	0.0	0.0
1592	22.0	0.0	0.0	0.0	0.0	0.0	0.0	0.0	NSJ	0.0	0.0	0.0	0.0	0.0	0.0	0.0	0.0	0.0	22.0
1593	198.2	0.0	0.0	0.0	0.0	0.0	0.0	0.0	NSJ	0.0	0.0	0.0	0.0	0.0	0.0	0.0	0.0	0.0	198.2
1594	132.3	0.0	0.0	0.0	0.0	0.0	0.0	0.0	NSJ	0.0	0.0	0.0	0.0	0.0	0.0	0.0	0.0	0.0	132.3
1595	428.5	0.0	0.0	0.0	0.0	0.0	0.0	0.0	NSJ	0.0	0.0	0.0	0.0	0.0	0.0	0.0	0.0	0.0	428.5
1596	273.6	0.0	0.0	0.0	0.0	0.0	0.0	0.0	NSJ	0.0	0.0	0.0	0.0	0.0	0.0	0.0	0.0	0.0	273.6
1597	356.8	0.0	0.0	0.0	0.0	0.0	0.0	0.0	NSJ	0.0	0.0	0.0	0.0	0.0	0.0	0.0	0.0	0.0	356.8
1598	399.5	0.0	0.0	0.0	0.0	0.0	0.0	0.0	NSJ	0.0	0.0	0.0	0.0	0.0	0.0	0.0	0.0	0.0	399.5
1599	<u>399.5</u>	0.0	0.0	0.0	0.0	0.0	0.0	0.0	NSJ	0.0	0.0	0.0	0.0	0.0	0.0	0.0	0.0	0.0	<u>399.5</u>

**A2-1b: Wool at the poorly represented ports (sacks)**

Date	Berwick T	Cupar	St Andrews	Banff	Inverness	Elgin & Forres	Kirkcudbright	Wigtown	Dumfries
1328	2,109.0	40.4	-	-	40.1	31.6	-	6.0	-
1329	1,848.1	40.4	-	-	40.1	31.6	-	6.0	-
1330	1,587.1	40.4	-	-	40.1	31.6	-	6.0	-
1331	1,805.1	40.4	-	-	40.1	31.6	-	6.0	-
1332	1,810.1	40.4	-	-	40.1	31.6	-	6.0	-
1333	1,561.4	-	-	-	40.1	31.6	-	-	-
1334	40	-	-	-	40.1	31.6	-	-	-
1335	995	-	-	-	40.1	31.6	-	-	-
1336	738	-	-	-	40.1	31.6	-	-	-
1337	-	-	-	-	40.1	31.6	-	-	-
1338-61	- <sup>1</sup>	-	-	-	-	-	-	-	-
1362	825	-	231.9	-	46.8	-	-	-	-
1363	825	-	231.9	-	36.1	55.1	-	-	-
1364	1,232	-	197.5	-	36.1	55.1	-	-	-
1365	1,232	-	207.9	-	36.1	65.6	-	-	-
1366	1,232	-	85.8	-	33.2	58.2	-	-	-
1367	1,232	-	96.9	-	33.0	58.2	-	-	-
1368	1,232	-	113.9	-	39.7	60.1	-	-	-
1369	1,232	-	113.9	-	39.7	60.1	-	-	-
1370	1,232	-	131.0	-	46.4	62.0	-	-	-
1371	1,232	-	202.4	-	46.4	62.0	-	-	-
1372	798	-	202.4	-	46.4	62.0	-	-	-
1373	798	-	273.9	-	102.8	-	-	-	-
1374	629	-	194.1	-	75.8	-	-	-	-
1375	629	-	118.7	-	69.5	-	-	-	-
1376	629	-	43.4	35.8	63.2	-	-	-	-
1377	629	-	28.9	34.3	67.4	-	-	-	-
1378	629	-	41.4	34.3	60.4	-	-	-	-

<sup>1</sup> Annual wool exports were 731 sacks in 1339-40, 1,087 sacks in 1342, 1,386 sacks in 1351-57, and 952 sacks in 1358-60.

**A2-1b: Wool at the poorly represented ports (sacks)**

Date	Berwick T	Cupar	St Andrews	Banff	Inverness	Elgin & Forres	Kirkcudbright	Wigtown	Dumfries
1379	629	-	81.6	34.3	74.9	-	-	-	-
1380	629	-	97.7	34.3	65.5	-	-	-	-
1381	629	-	97.7	34.3	35.5	-	-	-	-
1382	629	-	137.3	32.8	35.5	-	-	-	-
1383	629	78.3	80.8	27.7	5.5	-	-	-	-
1384	629	109.2	96.9	27.7	6.7	-	-	-	-
1385	629	140.2	113.1	27.7	7.9	-	-	-	-
1386	339	21.8	51.8	27.7	0.0	-	-	-	-
1387	339	137.0	55.0	27.7	0.0	-	-	-	-
1388	339	90.6	55.2	27.7	-	-	-	-	-
1389	339	87.6	61.8	27.7	-	-	-	-	-
1390	339	101.4	63.0	22.6	-	-	-	-	-
1391	506	113.0	54.6	31.6	-	-	-	-	-
1392	506	129.0	73.8	-	-	-	-	-	-
1393	506	140.7	65.7	-	-	-	-	-	-
1394	506	143.4	86.2	-	-	-	-	-	-
1395	506	123.6	59.1	-	-	-	-	-	-
1396	506	209.2	91.4	-	-	-	-	-	-
1397	506	158.3	69.5	-	-	-	-	-	-
1398	506	150.4	81.3	-	-	-	-	-	-
1399	506	94.1	70.5	-	-	-	-	-	-
1400	506	131.2	66.6	-	-	-	-	-	-
1401	-	68.6	48.8	-	-	-	-	-	-
1402	-	93.8	26.6	-	-	-	-	-	-
1403	-	80.2	34.6	-	-	-	-	-	-
1404	296	87.3	35.9	-	-	-	-	-	-
1405	296	92.4	24.4	-	-	-	-	-	-
1406	296	92.4	-	-	0.0	-	-	-	-
1407	296	125.8	-	-	0.0	-	-	-	-

**A2-1b: Wool at the poorly represented ports (sacks)**

Date	Berwick T	Cupar	St Andrews	Banff	Inverness	Elgin & Forres	Kirkcudbright	Wigtown	Dumfries
1408	296	118.4	-	-	0.0	-	-	-	-
1409	296	116.3	-	-	0.0	-	-	-	-
1410	296	94.3	-	-	0.0	-	-	-	-
1411	296	86.7	-	-	0.0	-	-	-	-
1412	296	86.7	-	-	0.0	-	-	-	-
1413	296	53.2	-	-	0.0	-	-	-	-
1414	296	93.0	-	-	0.0	-	-	-	-
1415	296	101.6	-	-	0.0	-	-	-	-
1416	296	109.6	-	-	0.0	-	-	-	-
1417	296	77.0	-	-	0.0	-	-	-	-
1418	296	84.6	-	-	0.0	-	-	-	-
1419	296	45.8	-	-	0.0	-	-	-	-
1420	296	45.8	-	-	0.0	-	-	-	-
1421	296	68.6	-	-	0.0	-	-	-	-
1422	296	64.5	-	-	0.0	-	-	-	-
1423	296	68.4	-	-	0.0	-	-	-	-
1424	296	68.4	-	-	0.0	-	-	-	-
1425	296	72.3	-	22.6	0.0	-	-	-	-
1426	296	51.8	-	18.0	0.1	-	-	-	-
1427	296	68.4	-	24.9	0.1	-	-	-	-
1428	296	84.9	-	31.7	0.2	-	-	-	-
1429	296	98.6	-	20.2	0.0	0.0	-	-	-
1430	296	54.2	-	7.9	0.0	0.1	-	-	-
1431	296	52.0	-	5.7	0.0	0.1	-	-	-
1432	296	60.6	-	5.7	0.0	1.0	-	-	-
1433	-	60.6	-	5.7	0.0	1.0	-	-	-
1434	-	69.1	-	3.4	0.0	2.0	71.3	-	-
1435	-	33.6	-	-	0.0	2.0	89.6	-	-
1436	-	18.9	-	-	0.0	1.0	-	-	-

**A2-1b: Wool at the poorly represented ports (sacks)**

Date	Berwick T	Cupar	St Andrews	Banff	Inverness	Elgin & Forres	Kirkcudbright	Wigtown	Dumfries
1437	-	<u>18.9</u>	-	-	0.0	<u>1.0</u>	-	-	-
1438	-	<u>18.9</u>	-	-	0.0	<u>1.0</u>	-	-	-
1439	-	<u>18.9</u>	-	-	0.0	<u>1.0</u>	-	-	-
1440	-	<u>18.9</u>	-	-	0.0	<u>1.0</u>	-	-	-
1441	-	<u>18.9</u>	-	-	0.0	<u>1.0</u>	-	-	-
1442	-	<u>18.9</u>	-	-	0.0	<u>1.0</u>	-	-	-
1443	-	<u>18.9</u>	-	-	0.0	<u>1.0</u>	-	-	-
1444	-	<u>18.9</u>	-	-	0.0	<u>1.0</u>	-	-	-
1445	-	4.1	-	-	0.0	<u>1.0</u>	-	-	-
1446	-	62.6	-	-	0.0	<u>1.0</u>	-	-	-
1447	-	61.7	-	-	0.0	<u>1.0</u>	-	-	-
1448	-	50.1	-	-	0.8	<u>1.0</u>	-	-	-
1449	-	75.7	-	-	0.1	<u>1.0</u>	-	-	-
1450	-	45.4	-	-	0.1	<u>1.0</u>	-	-	-
1451	-	39.4	-	0.0	0.0	<u>1.0</u>	-	-	-
1452	-	30.6	-	-	0.0	<u>1.0</u>	-	-	-
1453	-	35.1	-	-	0.0	<u>1.0</u>	-	-	-
1454	-	19.1	-	-	0.0	<u>1.0</u>	-	-	-
1455	-	22.5	-	-	0.0	<u>1.0</u>	-	-	-
1456	-	18.3	-	-	0.0	<u>0.0</u>	29.1	-	-
1457	-	16.2	-	-	0.0	<u>0.0</u>	48.8	-	-
1458	-	31.1	-	-	0.0	<u>0.0</u>	10.6	-	-
1459	-	20.6	-	-	0.0	<u>0.0</u>	0.8	-	-
1460	-	19.8	-	-	0.0	<u>0.0</u>	14.1	-	-
1461	-	15.9	-	-	0.0	<u>0.0</u>	<u>23.0</u>	-	-
1462	-	14.1	-	-	0.0	<u>0.0</u>	31.9	6.9	-
1463	-	27.1	-	-	0.0	<u>0.0</u>	31.9	6.9	0.0
1464	-	42.2	-	-	0.0	<u>0.0</u>	46.5	<u>3.5</u>	33.7
1465	-	15.9	-	-	0.0	<u>0.0</u>	23.5	<u>3.5</u>	0.5



**A2-1b: Wool at the poorly represented ports (sacks)**

Date	Berwick T	Cupar	St Andrews	Banff	Inverness	Elgin & Forres	Kirkcudbright	Wigtown	Dumfries
1466	11.3	12.8	-	-	0.0	0.0	7.0	3.5	0.5
1467	1.3	20.0	-	-	0.0	0.0	28.6	3.5	0.5
1468	0.0	28.0	-	-	0.0	0.0	27.0	3.5	-
1469	0.2	16.7	-	-	0.0	0.0	1.5	3.5	-
1470	0.1	13.8	-	-	0.0	0.0	1.6	0.0	-
1471	0.0	10.8	-	-	0.0	0.0	1.6	0.0	-
1472	0.0	7.0	-	-	0.0	0.0	2.9	0.0	-
1473	0.0	3.2	21.8	-	0.0	0.0	4.2	0.0	-
1474	0.0	16.4	10.5	-	0.0	0.0	0.3	0.0	-
1475	0.0	19.2	15.8	-	0.0	0.0	0.0	0.0	-
1476	0.0	18.4	-	0.0	0.0	0.0	0.0	0.0	-
1477	0.0	7.6	-	0.0	0.0	0.0	0.0	0.0	-
1478	0.0	0.6	-	0.0	0.0	0.0	0.0	0.0	-
1479	0.0	11.8	-	0.0	0.0	0.0	0.0	0.0	-
1480	0.0	18.2	-	0.0	0.0	0.0	0.0	0.0	-
1481	0.0	3.6	-	0.0	0.0	0.0	0.0	0.0	-
1482	-	17.2	-	0.0	0.0	0.0	0.0	0.0	-
1483	-	14.5	-	0.0	0.0	0.0	0.0	0.0	-
1484	-	13.3	-	0.0	0.0	0.0	0.0	0.0	-
1485	-	14.5	-	0.0	0.0	0.0	0.0	0.0	-
1486	-	10.0	-	- <sup>1</sup>	0.0 <sup>2</sup>	0.0	0.0	0.0	-
1487	-	12.0	-	- <sup>2</sup>	0.4 <sup>3</sup>	0.4 <sup>3</sup>	1.5	0.8	-
1488	-	10.3	-	- <sup>2</sup>	0.4 <sup>3</sup>	0.4 <sup>3</sup>	0.8	0.0	-
1489	-	12.8	-	- <sup>2</sup>	0.4 <sup>3</sup>	0.4 <sup>3</sup>	0.8	0.0	-
1490	-	6.1	-	- <sup>2</sup>	0.4 <sup>3</sup>	0.4 <sup>3</sup>	0.8	0.0	-
1491	-	3.2	-	- <sup>2</sup>	0.4 <sup>3</sup>	0.4 <sup>3</sup>	0.8	0.0	-
1492	-	11.4	-	- <sup>2</sup>	0.4 <sup>3</sup>	0.4 <sup>3</sup>	0.0	0.0	-

<sup>1</sup> See Inverness, Elgin and Forres.

<sup>2</sup> Customs of Inverness, Elgin, Forres and Banff.

**A2-1b: Wool at the poorly represented ports (sacks)**

Date	Berwick T	Cupar	St Andrews	Banff	Inverness	Elgin & Forres	Kirkcudbright	Wigtown	Dumfries
1493	-	3.2	-	1	0.4 <sup>2</sup>	0.0	0.0	0.0	-
1494	-	9.6	-	2	0.4 <sup>3</sup>	0.0	0.0	0.0	-
1495	-	5.8	-	-	0.8	0.0	0.0	0.0	-
1496	-	7.4	-	-	0.8	0.0	0.0	0.0	-
1497	-	4.0	-	-	0.8	0.0	0.0	0.0	-
1498	-	4.0	-	-	0.0	0.0	0.0	0.0	-
1499	-	1.7	-	-	0.0	0.0	0.0	1.2	-
1500	-	1.7	-	-	0.0	0.0	3.1	-	-
1501	-	1.7	-	1.7	0.0	0.0	1.3	0.0	-
1502	-	3.6	-	1.7	0.0	0.0	0.1	0.0	-
1503	-	3.5	-	1.7	0.0	0.0	0.1	0.0	-
1504	-	-	-	0.0	0.0	0.0	0.0	10.2	-
1505	-	-	-	0.0	0.0	0.0	0.0	10.2	-
1506	-	-	-	0.0	-	4.4	4.4	10.2	-
1507	-	-	-	0.0	-	4.4	4.4	10.2	2.9
1508	-	-	-	0.0	-	4.4	4.4	10.2	-
1509	-	-	-	0.0	-	4.4	4.4	10.2	-
1510	-	-	-	-	-	8.8	8.8	20.4	-
1511	-	-	-	-	-	1.7	1.7	1.5	-
1512	-	-	-	-	-	3.2	3.2	-	-
1513	-	-	-	-	-	3.3	3.3	-	-
1514	-	-	-	-	-	0.2	0.2	2.4	-
1515	-	-	-	-	-	0.2	0.2	2.4	-
1516	-	-	-	-	-	4.7	4.7	3.5	-
1517	-	-	-	-	-	0.1	0.1	0.1	-
1518	-	-	-	2.1	0.0	0.1	0.1	-	-

<sup>1</sup> See Inverness, Elgin and Forres.

<sup>2</sup> Customs of Inverness, Elgin, Forres and Banff.

**A2-1b: Wool at the poorly represented ports (sacks)**

Date	Berwick T	Cupar	St Andrews	Banff	Inverness	Elgin & Forres	Kirkcudbright	Wigtown	Dumfries
1519	-	-	-	2.1	0.0	-	0.1	-	-
1520	-	-	-	2.1	0.0	-	0.1	-	-
1521	-	-	-	-	0.0	-	0.1	-	-
1522	-	-	-	-	0.0	-	0.1	-	-
1523	-	-	-	-	-	-	0.1	-	-
1524	-	-	-	-	-	-	0.1	-	-
1525	-	0.0	-	-	-	-	0.0	-	-
1526	-	5.6	-	-	-	-	0.0	-	-
1527	-	-	-	-	-	-	0.0	-	-
1528	-	-	-	-	-	-	0.0	-	-
1529	-	-	-	-	-	-	0.0	-	-
1530	-	-	-	-	-	-	0.0	-	-
1531	-	-	-	-	-	-	0.0	-	-
1532	-	-	-	-	-	-	0.0	-	-
1533	-	-	-	-	-	-	0.0	-	-
1534	-	-	-	-	-	-	0.0	-	-
1535	-	-	-	-	-	-	0.0	-	-
1536	-	-	-	-	-	-	0.0	-	-
1537	-	-	-	-	-	-	0.0	-	-
1538	-	-	-	-	0.0	-	0.0	-	-
1539	-	-	-	1.4	0.0	-	0.0	-	-
1540	-	-	-	5.0	0.0	-	0.0	0.0	-
1541	-	-	-	0.0	0.0	-	0.0	0.0	-
1542	-	-	-	0.0	0.0	-	0.0	10.0	-
1543	-	-	-	0.0	-	-	-	0.0	-
1544	-	-	-	-	-	-	-	0.4	-
1545	-	-	-	-	-	-	-	0.4	-
1546	-	-	-	-	-	-	-	0.4	-
1547	-	-	-	-	-	-	-	0.4	-

**A2-1b: Wool at the poorly represented ports (sacks)**

Date	Berwick T	Cupar	St.Andrews	Banff	Inverness	Elgin & Forres	Kirkcudbright	Wigtown	Dumfries
1548	-	-	-	-	-	-	-	0.4	-
1549	-	-	-	-	-	-	-	0.4	-
1550	-	-	-	-	-	-	-	0.4	-
1551	-	-	-	-	-	-	-	0.4	-
1552	-	-	-	-	-	-	-	0.4	-
1553	-	-	-	-	-	-	-	-	-
1554	-	-	-	-	-	-	-	-	-
1555	-	-	-	-	-	-	-	-	-
1556	-	0.0	-	-	-	0.0	0.0	-	-
1557	-	0.0	-	0.0	-	0.0	0.0	-	-
1558	-	0.0	-	0.0	-	0.0	0.0	-	-
1559	-	0.0	-	-	-	0.0	0.0	-	-
1560	-	0.0	-	-	-	-	0.0	-	-
1561	-	0.0	-	-	-	-	0.0	-	-
1562	-	0.0	-	-	-	-	0.0	-	-
1563	-	0.0	-	-	-	-	0.0	-	-
1564	-	0.0	-	-	-	-	0.0	-	-
1565	-	0.0	-	-	-	-	0.0	-	-
1566	-	-	-	-	0.0	-	0.0	-	-
1567	-	-	-	-	-	-	0.0	-	-
1568	-	-	-	-	-	-	0.0	-	-
1569	-	-	-	-	-	-	0.0	-	-
1570	-	-	-	-	-	-	0.0	-	-
1571	-	-	-	-	-	-	0.0	-	-
1572	-	-	-	-	-	-	0.0	-	-
1573	-	-	-	-	-	-	0.0	-	-
1574	-	0.0	-	0.0	-	-	0.0	-	-
1575	-	0.0	-	0.0	-	-	0.0	-	-
1576	-	0.0	-	0.0	-	-	0.0	-	-

**A2-1b: Wool at the poorly represented ports (sacks)**

Date	Berwick T	Cupar	St Andrews	Banff	Inverness	Elgin & Forres	Kirkcudbright	Wigtown	Dumfries
1577	-	0.0	-	0.0	-	-	0.0	-	-
1578	-	0.0	-	0.0	-	-	0.0	-	5.6
1579	-	0.0	-	0.0	-	-	0.0	-	3.2
1580	-	0.0	-	0.0	-	-	0.0	-	0.0
1581	-	0.0	-	0.0	-	-	0.0	-	<u>0.0</u>
1582	-	0.0	-	0.0	-	-	0.0	-	0.0
1583-9	-	-	-	-	-	-	-	-	-
1590	-	0.0	0.0	-	-	-	-	-	<u>0.0</u>
1591	-	0.0	0.0	-	-	-	-	-	0.0
1592	-	0.0	0.0	-	-	-	-	-	0.0
1593	-	0.0	0.0	-	-	-	-	-	0.0
1594	-	0.0	0.0	-	-	-	-	-	0.0
1595	-	0.0	0.0	-	-	-	-	-	0.0
1596	-	0.0	0.0	-	-	-	-	-	0.0
1597	-	0.0	0.0	-	-	-	-	-	0.0
1598	-	0.0	0.0	-	-	-	-	-	<u>0.0</u>
1599	-	<u>0.0</u>	0.0	-	-	-	-	-	<u>0.0</u>

**A2-2a: Woolfells (sacks)**

Date	Edin.	Hadd.	Dunbar	N. Ber.	Linlith.	Stir.	Inverk.	King.	Burnt.	Dysart	Crail	Pitten.	Perth	Dundee	Mont.	Arb.	Aberd.	Ayr	Irvine	Dumb.	Total
1328	28.9	NSJ	NSJ	NSJ	1.5	0.0	0.7	NSJ	NSJ	NSJ	NSJ	NSJ	11.1	34.4	0.0	NSJ	32.7	0.0	NSJ	0.0	109.3
1329	34.4	NSJ	NSJ	NSJ	1.5	0.0	1.1	NSJ	NSJ	NSJ	NSJ	NSJ	15.3	34.4	0.0	NSJ	36.1	0.0	NSJ	0.0	122.8
1330	34.7	NSJ	NSJ	NSJ	1.1	0.0	1.3	NSJ	NSJ	NSJ	NSJ	NSJ	10.2	34.6	0.0	NSJ	39.5	0.0	NSJ	0.0	121.4
1331	34.0	NSJ	NSJ	NSJ	2.6	0.0	0.9	NSJ	NSJ	NSJ	NSJ	NSJ	6.9	48.5	0.0	NSJ	52.2	0.0	NSJ	0.0	145.2
1332	66.8	NSJ	NSJ	NSJ	2.0	0.0	0.8	NSJ	NSJ	NSJ	NSJ	NSJ	6.9	54.4	0.3	NSJ	66.4	0.0	NSJ	0.0	197.6
1333	39.6	NSJ	NSJ	NSJ	1.2	0.0	1.6	NSJ	NSJ	NSJ	NSJ	NSJ	6.9	54.8	0.3	NSJ	71.8	0.0	NSJ	0.0	176.3
1334-8	-	NSJ	NSJ	NSJ	-	-	-	NSJ	NSJ	NSJ	NSJ	NSJ	-	-	-	NSJ	-	-	NSJ	-	-
1339	-	NSJ	NSJ	NSJ	-	-	-	NSJ	NSJ	NSJ	NSJ	NSJ	-	-	-	NSJ	4.9	-	NSJ	-	-
1340	-	NSJ	NSJ	NSJ	0.7	-	-	NSJ	NSJ	NSJ	NSJ	NSJ	-	-	-	NSJ	14.8	-	NSJ	-	-
1341	-	NSJ	NSJ	NSJ	1.1	-	-	NSJ	NSJ	NSJ	NSJ	NSJ	-	-	-	NSJ	9.6	-	NSJ	-	-
1342	48.3	NSJ	NSJ	NSJ	1.5	0.0	0.0	NSJ	NSJ	NSJ	NSJ	NSJ	5.3	15.4	0.3	NSJ	27.9	0.0	NSJ	-	98.8
1343	48.3	NSJ	NSJ	NSJ	0.7	0.0	0.0	NSJ	NSJ	NSJ	NSJ	NSJ	5.3	42.6	0.3	NSJ	28.3	0.0	NSJ	-	125.5
1344-61	-	-	NSJ	NSJ	-	-	-	NSJ	NSJ	NSJ	NSJ	NSJ	-	-	-	-	-	-	NSJ	-	-
1362	88.5	26.2	NSJ	NSJ	20.6	0.9	11.9	NSJ	NSJ	NSJ	NSJ	NSJ	11.7	13.7	6.4	0.7	9.9	0.0	NSJ	0.0	190.5
1363	202.1	82.6	NSJ	NSJ	27.6	0.8	11.9	NSJ	NSJ	NSJ	NSJ	NSJ	16.0	20.6	9.6	0.7	21.2	0.0	NSJ	0.0	393.0
1364	202.1	82.6	NSJ	NSJ	27.6	1.5	11.9	NSJ	NSJ	NSJ	NSJ	NSJ	16.0	20.6	9.6	0.7	21.2	0.0	NSJ	0.0	393.7
1365	191.5	54.6	NSJ	NSJ	33.5	2.5	7.6	NSJ	NSJ	NSJ	NSJ	NSJ	20.0	29.8	9.8	0.7	27.6	0.0	NSJ	0.0	377.5
1366	146.3	47.8	NSJ	NSJ	26.0	2.5	7.6	NSJ	NSJ	NSJ	NSJ	NSJ	26.7	19.5	5.1	0.7	27.6	0.0	NSJ	0.0	309.6
1367	141.3	54.1	NSJ	NSJ	19.7	1.3	7.6	NSJ	NSJ	NSJ	NSJ	NSJ	21.1	21.4	6.2	0.7	27.6	0.0	NSJ	0.0	300.9
1368	126.9	47.2	NSJ	NSJ	17.0	1.6	7.6	NSJ	NSJ	NSJ	NSJ	NSJ	16.6	14.5	4.5	0.7	27.6	0.0	NSJ	0.0	264.2
1369	126.9	47.2	NSJ	NSJ	17.0	1.6	7.6	NSJ	NSJ	NSJ	NSJ	NSJ	16.6	14.5	4.5	0.7	34.0	0.0	NSJ	0.0	270.6
1370	112.6	40.3	NSJ	NSJ	14.4	1.9	3.2	NSJ	NSJ	NSJ	NSJ	NSJ	12.1	7.6	2.8	0.7	16.3	0.0	NSJ	0.0	211.7
1371	185.7	56.2	NSJ	NSJ	32.7	1.7	10.6	NSJ	NSJ	NSJ	NSJ	NSJ	13.8	18.1	11.3	0.7	19.1	1.1	NSJ	0.0	351.0
1372	185.7	56.2	NSJ	NSJ	32.7	1.7	10.6	NSJ	NSJ	NSJ	NSJ	NSJ	13.8	18.1	11.3	0.7	19.1	2.3	NSJ	0.0	352.2
1373	258.9	56.5	15.6	NSJ	51.1	1.6	10.6	NSJ	NSJ	NSJ	NSJ	NSJ	15.4	28.6	19.7	0.7	22.0	1.7	NSJ	0.0	482.4
1374	319.1	84.6	25.5	NSJ	66.5	6.2	18.0	NSJ	NSJ	NSJ	NSJ	NSJ	21.8	24.4	12.7	0.7	33.4	4.0	NSJ	0.0	616.9
1375	411.6	126.9	25.4	NSJ	73.0	6.1	15.6	NSJ	NSJ	NSJ	NSJ	NSJ	27.5	31.1	13.7	0.7	38.3	6.3	NSJ	0.0	776.3
1376	504.0	132.7	25.3	36.6	79.6	5.9	15.6	NSJ	NSJ	NSJ	NSJ	NSJ	33.2	37.9	14.8	0.7	43.3	2.1	NSJ	0.0	931.5
1377	240.6	68.5	10.4	26.6	44.7	7.0	13.2	NSJ	NSJ	NSJ	NSJ	NSJ	31.1	16.0	9.3	0.7	21.9	1.1	NSJ	0.0	490.9

**A2-2a: Woolfells (sacks)**

Date	Edin.	Hadd.	Dunbar	N. Ber.	Linlith.	Stir.	Inverk.	King.	Burnt.	Dysart	Crail	Pitten.	Perth	Dundee	Mont.	Arb.	Aberd.	Ayr	Irvine	Dumb.	Total
1378	104.1	15.5	3.1	10.8	23.2	1.6	0.2	NSJ	NSJ	NSJ	NSJ	NSJ	11.0	4.7	3.3	0.7	18.8	1.1	NSJ	0.0	198.1
1379	110.3	28.0	4.1	9.3	19.3	1.0	0.2	NSJ	NSJ	NSJ	NSJ	NSJ	4.9	15.9	3.9	0.7	31.1	1.1	NSJ	0.0	229.8
1380	88.1	30.0	4.7	12.5	7.4	0.8	2.0	NSJ	NSJ	NSJ	NSJ	NSJ	6.6	8.7	2.5	0.7	43.5	1.1	NSJ	0.0	208.5
1381	75.0	28.3	13.2	19.1	20.1	1.5	2.0	NSJ	NSJ	NSJ	NSJ	NSJ	19.6	37.2	10.5	0.7	44.9	1.1	NSJ	0.0	273.1
1382	127.7	64.6	15.9	33.2	38.9	2.6	2.5	1.4	NSJ	NSJ	NSJ	NSJ	28.3	53.5	12.5	0.7	71.3	1.1	NSJ	0.0	454.1
1383	126.4	62.3	10.9	17.9	12.2	0.3	2.7	1.4	NSJ	NSJ	NSJ	NSJ	14.4	20.5	7.2	0.7	26.7	1.1	NSJ	0.0	304.6
1384	93.4	36.7	6.9	16.8	11.2	0.7	1.8	1.4	NSJ	NSJ	NSJ	NSJ	14.0	14.8	5.7	0.7	20.5	1.1	NSJ	0.0	225.5
1385	60.3	11.0	2.9	16.8	10.2	1.1	1.0	1.4	NSJ	NSJ	NSJ	NSJ	13.5	9.2	4.3	0.7	14.2	1.1	NSJ	0.0	147.5
1386	61.9	5.6	5.0	18.4	8.3	1.9	2.7	0.6	NSJ	NSJ	NSJ	NSJ	3.7	3.9	1.6	0.7	9.6	1.1	NSJ	0.0	124.9
1387	97.7	5.6	5.0	18.4	18.0	2.4	4.4	1.5	NSJ	NSJ	NSJ	NSJ	13.6	4.9	2.9	0.7	16.6	1.1	NSJ	0.0	192.7
1388	99.9	20.6	7.2	20.0	24.3	1.4	3.9	1.5	NSJ	NSJ	NSJ	NSJ	14.1	10.1	4.9	0.7	15.9	1.1	NSJ	0.0	225.5
1389	104.5	20.6	7.6	11.9	26.9	2.1	3.4	1.5	NSJ	NSJ	NSJ	NSJ	13.1	10.4	4.5	0.7	12.5	1.1	NSJ	0.0	220.7
1390	56.5	17.8	7.6	11.9	9.4	0.7	1.3	1.5	NSJ	NSJ	NSJ	NSJ	17.0	7.5	2.4	0.7	9.9	1.1	NSJ	0.0	145.4
1391	56.2	5.8	1.4	7.3	12.0	0.6	2.1	1.5	NSJ	NSJ	NSJ	NSJ	11.6	5.5	3.5	0.7	6.8	1.1	NSJ	0.0	116.0
1392	80.3	11.2	7.1	4.0	17.0	1.4	2.3	1.5	NSJ	NSJ	NSJ	NSJ	23.9	8.3	2.5	0.7	8.6	1.1	NSJ	0.0	169.8
1393	93.9	28.4	9.2	12.7	26.0	3.2	1.4	1.5	NSJ	NSJ	NSJ	NSJ	9.2	11.6	6.6	0.7	17.1	1.1	NSJ	0.0	222.7
1394	100.5	37.6	5.8	15.0	18.5	4.3	1.4	1.1	NSJ	NSJ	NSJ	NSJ	18.9	10.4	7.4	1.2	22.2	1.1	NSJ	0.0	245.4
1395	113.3	43.0	4.6	25.4	27.2	3.1	1.4	1.4	NSJ	NSJ	NSJ	NSJ	12.5	7.0	7.4	2.9	25.3	1.1	NSJ	0.0	275.4
1396	122.6	42.2	21.9	13.8	35.1	2.4	1.4	3.1	NSJ	NSJ	NSJ	NSJ	23.5	21.2	4.9	0.8	32.0	1.1	NSJ	0.0	325.9
1397	145.9	47.2	14.0	18.7	49.6	3.1	1.4	1.2	NSJ	NSJ	NSJ	NSJ	16.0	14.4	5.6	2.1	19.5	1.1	NSJ	0.0	339.9
1398	186.7	45.4	16.0	21.6	49.3	2.4	1.4	1.7	NSJ	NSJ	NSJ	NSJ	23.6	20.2	11.1	4.0	16.1	1.1	NSJ	0.0	400.5
1399	97.3	25.3	13.3	13.7	20.2	0.9	1.4	1.4	NSJ	NSJ	NSJ	NSJ	20.2	12.6	5.4	1.0	10.2	1.1	NSJ	0.0	224.0
1400	48.2	21.8	6.3	10.3	14.3	0.9	1.4	1.3	NSJ	NSJ	NSJ	NSJ	15.5	10.3	3.6	1.5	7.5	1.1	NSJ	0.0	144.0
1401	63.4	10.7	1.8	8.0	21.6	1.5	1.4	2.2	NSJ	NSJ	NSJ	NSJ	13.7	11.0	5.1	1.9	8.3	1.1	NSJ	0.0	151.6
1402	49.2	5.8	0.7	3.8	18.6	1.6	1.4	2.0	NSJ	NSJ	NSJ	NSJ	11.9	7.4	4.2	0.6	8.7	1.1	NSJ	0.0	116.9
1403	31.0	5.8	0.0	3.8	26.9	1.4	1.4	1.8	NSJ	NSJ	NSJ	NSJ	14.3	10.4	4.2	1.1	7.1	1.1	NSJ	0.0	110.3
1404	25.1	5.8	0.0	0.9	17.9	1.8	1.4	1.3	NSJ	NSJ	NSJ	NSJ	12.0	11.7	3.8	0.9	3.9	1.1	NSJ	0.0	87.6
1405	26.5	4.4	0.2	0.9	19.4	1.3	1.4	0.7	NSJ	NSJ	NSJ	NSJ	10.6	11.6	3.1	1.6	7.0	1.1	NSJ	0.0	89.6
1406	26.5	4.4	0.2	0.9	19.4	1.3	1.4	0.7	NSJ	NSJ	NSJ	NSJ	10.6	11.6	3.1	1.6	7.0	1.1	NSJ	0.0	89.6

A2-2a: Woolfells (sacks)

Date	Edin.	Hadd.	Dunbar	N. Ber.	Linlith.	Stir.	Inverk.	King.	Burnt.	Dysart	Crail	Pitten.	Perth	Dundee	Mont.	Arb.	Aberd.	Ayr	Irvine	Dumb.	Total
1407	43.7	5.6	0.2	0.4	10.0	1.0	0.5	0.6	NSJ	NSJ	NSJ	NSJ	24.4	11.0	0.2	0.3	7.4	1.1	NSJ	0.0	106.3
1408	56.9	3.3	0.0	0.4	26.7	0.6	1.5	0.6	NSJ	NSJ	NSJ	NSJ	6.8	19.1	3.1	1.2	2.1	1.1	NSJ	0.0	123.2
1409	41.8	2.2	0.8	0.6	28.8	2.4	1.3	0.6	NSJ	NSJ	NSJ	NSJ	20.6	11.2	6.1	0.8	15.2	0.0	NSJ	0.0	132.3
1410	45.9	4.4	1.1	0.5	17.1	1.2	1.5	0.6	NSJ	NSJ	0.5	NSJ	12.2	9.6	2.9	0.6	6.6	0.0	NSJ	0.0	104.5
1411	60.1	4.7	1.5	2.0	9.6	2.0	2.1	0.6	NSJ	NSJ	0.4	NSJ	19.7	16.0	1.7	1.5	7.7	0.0	NSJ	0.0	129.7
1412	60.1	4.7	1.5	2.0	9.6	2.0	2.1	0.5	NSJ	NSJ	0.4	NSJ	19.7	16.0	1.7	1.5	7.7	0.0	NSJ	0.0	129.6
1413	56.1	5.2	2.5	0.2	12.1	1.9	2.5	0.6	NSJ	NSJ	0.4	NSJ	25.1	14.6	2.7	2.8	9.8	0.0	NSJ	0.0	136.3
1414	62.2	9.1	3.4	0.0	15.0	3.3	1.9	0.4	NSJ	NSJ	0.4	NSJ	26.4	15.8	2.7	1.9	6.5	0.0	NSJ	0.0	149.0
1415	53.2	6.0	2.2	1.0	9.8	3.5	2.8	0.5	NSJ	NSJ	0.4	NSJ	16.7	9.9	2.3	0.8	7.2	0.0	NSJ	0.0	116.2
1416	169.9	16.1	4.9	1.0	33.6	6.6	4.9	0.8	NSJ	NSJ	0.4	NSJ	25.1	10.5	3.9	3.2	5.4	0.0	NSJ	0.0	286.3
1417	111.7	14.5	6.6	1.6	12.9	4.3	1.1	0.7	NSJ	NSJ	0.4	NSJ	16.6	5.2	2.2	0.1	20.5	0.0	NSJ	0.0	198.3
1418	100.8	8.6	4.2	0.5	19.2	3.8	1.0	0.6	NSJ	NSJ	0.4	NSJ	23.5	6.2	2.2	0.3	6.6	0.0	NSJ	0.0	177.8
1419	73.4	9.2	2.4	1.0	23.9	2.6	0.8	1.0	NSJ	NSJ	0.4	NSJ	13.9	9.9	2.2	0.1	6.6	0.0	NSJ	0.0	147.3
1420	73.4	9.2	2.4	1.0	23.9	2.6	0.8	1.0	NSJ	NSJ	0.4	NSJ	13.9	9.9	2.2	0.1	6.6	0.0	NSJ	0.0	147.3
1421	62.1	7.4	2.4	4.5	14.5	3.1	1.0	0.5	NSJ	NSJ	0.4	NSJ	13.4	11.2	2.3	0.0	4.4	0.0	NSJ	0.0	127.0
1422	60.1	14.1	2.4	1.6	22.1	3.6	0.5	0.0	NSJ	NSJ	0.4	NSJ	6.2	10.2	1.2	0.0	5.3	0.0	NSJ	0.0	127.6
1423	117.8	18.1	2.4	1.7	35.1	6.5	2.2	0.7	NSJ	NSJ	0.4	NSJ	12.7	12.5	2.3	0.1	10.5	0.0	NSJ	0.0	223.0
1424	117.8	18.1	2.4	1.7	35.1	6.5	2.2	0.7	NSJ	NSJ	0.4	NSJ	12.7	12.5	2.3	0.1	10.5	0.0	NSJ	0.0	223.0
1425	175.5	22.0	0.5	1.9	48.1	9.5	3.9	1.4	NSJ	NSJ	0.4	NSJ	19.2	14.8	3.5	0.3	15.6	0.0	NSJ	0.0	316.5
1426	209.2	22.8	2.7	3.3	33.4	7.6	2.8	2.0	NSJ	NSJ	0.3	NSJ	20.5	3.9	0.7	0.0	32.5	0.0	NSJ	0.0	341.8
1427	227.3	27.2	3.0	4.7	40.1	5.9	5.9	2.0	NSJ	NSJ	0.2	NSJ	26.9	14.1	7.7	0.0	35.5	0.0	NSJ	0.0	400.5
1428	245.4	31.5	3.4	6.1	46.9	4.1	8.9	2.0	NSJ	NSJ	0.2	NSJ	33.4	24.2	14.7	0.0	38.6	0.0	NSJ	0.0	459.4
1429	141.7	32.7	0.5	9.6	32.6	4.9	4.7	2.0	NSJ	NSJ	0.2	NSJ	24.4	15.6	14.0	0.5	28.8	0.0	NSJ	0.0	312.0
1430	207.1	34.6	4.1	7.7	45.0	1.9	6.5	2.0	NSJ	NSJ	0.9	NSJ	32.5	20.1	2.6	0.3	30.3	0.0	NSJ	0.0	395.3
1431	92.2	27.9	2.5	11.3	25.6	1.3	5.8	2.0	NSJ	NSJ	0.5	NSJ	15.9	16.7	4.3	0.4	16.8	0.0	NSJ	0.0	223.0
1432	165.9	36.2	3.8	8.3	32.1	1.5	5.2	2.0	NSJ	NSJ	0.5	NSJ	19.5	22.3	2.9	0.4	11.9	0.0	NSJ	0.0	312.4
1433	165.9	36.2	3.8	8.3	32.1	1.5	5.2	2.0	NSJ	NSJ	0.5	NSJ	19.5	22.3	2.9	0.5	11.9	0.0	NSJ	0.0	312.5
1434	239.6	44.4	5.2	5.3	38.5	1.7	4.7	2.0	NSJ	NSJ	0.0	NSJ	23.1	28.0	1.5	0.5	7.0	0.0	NSJ	0.0	401.5
1435	184.0	32.3	2.1	1.6	26.4	2.1	2.2	2.0	NSJ	NSJ	0.0	NSJ	16.2	20.3	1.7	0.5	19.3	0.0	NSJ	0.0	310.5



**A2-2a: Woolfells (sacks)**

Date	Edin.	Hadd.	Dunbar	N. Ber.	Linlith.	Stir.	Inverk.	King.	Burnt.	Dysart	Crail	Pitten.	Perth	Dundee	Mont.	Arb.	Aberd.	Ayr	Irvine	Dumb.	Total
1436	<u>191.7</u>	<u>24.2</u>	<u>3.0</u>	<u>2.9</u>	<u>27.2</u>	<u>3.1</u>	<u>2.3</u>	<u>2.0</u>	NSJ	NSJ	<u>0.0</u>	NSJ	<u>20.0</u>	<u>26.5</u>	<u>1.1</u>	<u>0.4</u>	<u>29.9</u>	<u>0.0</u>	NSJ	<u>0.0</u>	<u>334.3</u>
1437	<u>199.3</u>	<u>16.0</u>	<u>3.0</u>	<u>4.3</u>	<u>27.9</u>	<u>4.2</u>	<u>2.5</u>	<u>2.0</u>	NSJ	NSJ	<u>0.0</u>	NSJ	<u>20.0</u>	<u>26.5</u>	<u>0.5</u>	<u>0.3</u>	<u>29.9</u>	<u>0.0</u>	NSJ	<u>0.0</u>	<u>336.4</u>
1438	<u>322.8</u>	<u>19.2</u>	<u>4.0</u>	<u>4.3</u>	<u>23.0</u>	<u>4.8</u>	<u>2.5</u>	<u>2.0</u>	NSJ	NSJ	<u>0.0</u>	NSJ	<u>23.8</u>	<u>32.8</u>	<u>1.7</u>	<u>0.3</u>	<u>40.5</u>	<u>0.0</u>	NSJ	<u>0.0</u>	<u>481.6</u>
1439	<u>208.6</u>	<u>8.5</u>	<u>2.6</u>	<u>0.9</u>	<u>23.0</u>	<u>4.8</u>	<u>2.5</u>	<u>2.0</u>	NSJ	NSJ	<u>0.0</u>	NSJ	<u>8.5</u>	<u>17.2</u>	<u>1.7</u>	<u>0.6</u>	<u>19.7</u>	<u>0.0</u>	NSJ	<u>0.0</u>	<u>300.5</u>
1440	<u>208.6</u>	<u>8.5</u>	<u>2.6</u>	<u>0.9</u>	<u>23.0</u>	<u>4.8</u>	<u>2.5</u>	<u>2.0</u>	NSJ	NSJ	<u>0.0</u>	NSJ	<u>8.5</u>	<u>17.2</u>	<u>1.7</u>	<u>0.6</u>	<u>13.0</u>	<u>0.0</u>	NSJ	<u>0.0</u>	<u>293.8</u>
1441	<u>208.6</u>	<u>8.5</u>	<u>1.8</u>	<u>0.9</u>	<u>23.0</u>	<u>4.8</u>	<u>2.5</u>	<u>2.0</u>	NSJ	NSJ	<u>0.0</u>	NSJ	<u>8.7</u>	<u>8.6</u>	<u>1.7</u>	<u>0.6</u>	<u>17.8</u>	<u>0.0</u>	NSJ	<u>0.0</u>	<u>289.4</u>
1442	<u>94.4</u>	<u>21.8</u>	<u>4.5</u>	<u>0.9</u>	<u>23.0</u>	<u>4.8</u>	<u>2.5</u>	<u>2.0</u>	NSJ	NSJ	<u>0.0</u>	NSJ	<u>5.6</u>	<u>17.0</u>	<u>1.7</u>	<u>0.4</u>	<u>17.4</u>	<u>0.0</u>	NSJ	<u>0.0</u>	<u>196.1</u>
1443	<u>118.0</u>	<u>15.5</u>	<u>4.0</u>	<u>1.5</u>	<u>23.0</u>	<u>4.8</u>	<u>2.5</u>	<u>2.0</u>	NSJ	NSJ	<u>0.1</u>	NSJ	<u>12.9</u>	<u>13.3</u>	<u>1.5</u>	<u>0.4</u>	<u>20.7</u>	<u>0.0</u>	0.5	<u>0.0</u>	<u>220.6</u>
1444	<u>141.6</u>	<u>20.2</u>	<u>2.1</u>	<u>2.1</u>	<u>23.0</u>	<u>4.8</u>	<u>2.0</u>	<u>2.0</u>	NSJ	NSJ	<u>0.1</u>	NSJ	<u>15.2</u>	<u>12.6</u>	<u>5.4</u>	<u>0.4</u>	<u>14.6</u>	<u>0.8</u>	1.8	<u>0.0</u>	<u>248.6</u>
1445	<u>193.6</u>	<u>16.9</u>	<u>3.1</u>	<u>1.3</u>	<u>23.0</u>	<u>4.8</u>	<u>2.0</u>	<u>2.0</u>	NSJ	NSJ	<u>0.0</u>	NSJ	<u>22.5</u>	<u>19.7</u>	<u>5.5</u>	<u>0.4</u>	<u>16.8</u>	<u>0.0</u>	0.0	<u>0.0</u>	<u>311.6</u>
1446	<u>170.1</u>	<u>20.1</u>	<u>6.2</u>	<u>2.9</u>	<u>18.1</u>	<u>5.4</u>	<u>3.6</u>	<u>2.0</u>	NSJ	NSJ	<u>0.0</u>	NSJ	<u>22.3</u>	<u>23.6</u>	<u>3.8</u>	<u>1.1</u>	<u>19.9</u>	<u>0.1</u>	0.0	<u>0.0</u>	<u>299.2</u>
1447	<u>159.5</u>	<u>22.5</u>	<u>6.9</u>	<u>3.9</u>	<u>13.7</u>	<u>6.3</u>	<u>3.7</u>	<u>2.3</u>	NSJ	NSJ	<u>0.0</u>	NSJ	<u>24.0</u>	<u>21.4</u>	<u>2.0</u>	<u>1.1</u>	<u>18.5</u>	<u>0.0</u>	0.0	<u>0.0</u>	<u>285.7</u>
1448	<u>181.3</u>	<u>20.5</u>	<u>2.3</u>	<u>2.0</u>	<u>8.8</u>	<u>4.0</u>	<u>2.9</u>	<u>0.6</u>	NSJ	NSJ	<u>0.0</u>	NSJ	<u>18.4</u>	<u>22.8</u>	<u>2.0</u>	<u>0.5</u>	<u>13.9</u>	<u>0.0</u>	0.0	<u>0.0</u>	<u>280.0</u>
1449	<u>275.9</u>	<u>16.3</u>	<u>2.9</u>	<u>2.5</u>	<u>19.4</u>	<u>2.9</u>	<u>1.8</u>	<u>0.4</u>	NSJ	NSJ	<u>0.0</u>	NSJ	<u>16.5</u>	<u>17.4</u>	<u>3.1</u>	<u>0.5</u>	<u>16.5</u>	<u>0.0</u>	0.0	<u>0.0</u>	<u>376.2</u>
1450	<u>162.4</u>	<u>16.3</u>	<u>3.8</u>	<u>4.0</u>	<u>17.5</u>	<u>3.7</u>	<u>6.1</u>	<u>0.4</u>	NSJ	NSJ	<u>0.0</u>	NSJ	<u>29.3</u>	<u>25.9</u>	<u>2.3</u>	<u>0.5</u>	<u>13.6</u>	<u>0.2</u>	0.0	<u>0.0</u>	<u>286.1</u>
1451	<u>114.5</u>	<u>9.1</u>	<u>4.2</u>	<u>2.0</u>	<u>7.6</u>	<u>3.3</u>	<u>4.5</u>	<u>0.6</u>	NSJ	NSJ	<u>0.0</u>	NSJ	<u>12.0</u>	<u>13.1</u>	<u>2.0</u>	<u>0.6</u>	<u>15.5</u>	<u>0.1</u>	0.0	<u>0.0</u>	<u>189.2</u>
1452	<u>111.8</u>	<u>11.1</u>	<u>2.1</u>	<u>1.8</u>	<u>9.2</u>	<u>3.1</u>	<u>1.3</u>	<u>0.6</u>	NSJ	NSJ	<u>0.2</u>	NSJ	<u>7.5</u>	<u>17.1</u>	<u>0.8</u>	<u>0.6</u>	<u>12.9</u>	<u>0.1</u>	0.0	<u>0.0</u>	<u>180.0</u>
1453	<u>86.8</u>	<u>11.2</u>	<u>2.9</u>	<u>1.5</u>	<u>5.1</u>	<u>5.8</u>	<u>1.4</u>	<u>0.9</u>	NSJ	NSJ	<u>0.2</u>	NSJ	<u>5.7</u>	<u>17.1</u>	<u>0.8</u>	<u>0.6</u>	<u>6.4</u>	<u>0.0</u>	0.0	<u>0.0</u>	<u>146.2</u>
1454	<u>144.1</u>	<u>14.2</u>	<u>4.5</u>	<u>3.4</u>	<u>5.7</u>	<u>1.6</u>	<u>3.6</u>	<u>0.9</u>	NSJ	NSJ	<u>0.1</u>	NSJ	<u>6.3</u>	<u>23.4</u>	<u>0.8</u>	<u>0.6</u>	<u>20.7</u>	<u>0.0</u>	0.0	<u>0.0</u>	<u>230.1</u>
1455	<u>88.7</u>	<u>7.9</u>	<u>2.5</u>	<u>4.4</u>	<u>4.7</u>	<u>0.5</u>	<u>1.5</u>	<u>0.9</u>	NSJ	NSJ	<u>0.1</u>	NSJ	<u>5.2</u>	<u>14.3</u>	<u>0.7</u>	<u>0.6</u>	<u>18.5</u>	<u>0.0</u>	0.0	<u>0.0</u>	<u>150.6</u>
1456	<u>60.3</u>	<u>4.7</u>	<u>2.7</u>	<u>1.5</u>	<u>3.4</u>	<u>2.3</u>	<u>1.4</u>	<u>0.9</u>	NSJ	NSJ	<u>0.1</u>	NSJ	<u>9.7</u>	<u>22.4</u>	<u>1.0</u>	<u>0.6</u>	<u>14.4</u>	<u>0.0</u>	0.0	<u>0.0</u>	<u>125.3</u>
1457	<u>56.7</u>	<u>8.8</u>	<u>1.3</u>	<u>2.9</u>	<u>4.0</u>	<u>4.4</u>	<u>2.2</u>	<u>0.9</u>	NSJ	NSJ	<u>0.1</u>	NSJ	<u>11.5</u>	<u>27.0</u>	<u>1.5</u>	<u>0.6</u>	<u>9.6</u>	<u>0.0</u>	0.0	<u>0.0</u>	<u>131.4</u>
1458	<u>76.6</u>	<u>10.9</u>	<u>3.2</u>	<u>2.0</u>	<u>3.8</u>	<u>3.7</u>	<u>1.8</u>	<u>0.9</u>	NSJ	NSJ	<u>0.1</u>	NSJ	<u>11.0</u>	<u>20.6</u>	<u>3.9</u>	<u>0.6</u>	<u>7.4</u>	<u>0.0</u>	0.0	<u>0.0</u>	<u>146.3</u>
1459	<u>61.9</u>	<u>16.3</u>	<u>1.0</u>	<u>2.3</u>	<u>2.6</u>	<u>3.6</u>	<u>1.0</u>	<u>1.3</u>	NSJ	NSJ	<u>0.1</u>	NSJ	<u>13.0</u>	<u>22.3</u>	<u>2.4</u>	<u>0.6</u>	<u>11.8</u>	<u>0.0</u>	0.0	<u>0.0</u>	<u>140.2</u>
1460	<u>77.7</u>	<u>18.6</u>	<u>1.7</u>	<u>2.8</u>	<u>3.1</u>	<u>4.0</u>	<u>2.3</u>	<u>1.4</u>	NSJ	NSJ	<u>0.1</u>	NSJ	<u>12.2</u>	<u>29.9</u>	<u>2.3</u>	<u>0.6</u>	<u>11.6</u>	<u>0.0</u>	0.0	<u>0.0</u>	<u>168.1</u>
1461	<u>75.2</u>	<u>26.3</u>	<u>2.6</u>	<u>1.2</u>	<u>3.8</u>	<u>4.3</u>	<u>1.5</u>	<u>0.2</u>	NSJ	NSJ	<u>0.1</u>	NSJ	<u>6.3</u>	<u>11.0</u>	<u>1.4</u>	<u>0.6</u>	<u>15.7</u>	<u>0.0</u>	0.0	<u>0.0</u>	<u>150.0</u>
1462	<u>84.6</u>	<u>13.7</u>	<u>1.8</u>	<u>1.0</u>	<u>6.0</u>	<u>4.5</u>	<u>1.5</u>	<u>0.2</u>	NSJ	NSJ	<u>0.1</u>	NSJ	<u>9.0</u>	<u>14.9</u>	<u>2.7</u>	<u>0.6</u>	<u>21.0</u>	<u>0.0</u>	0.0	<u>0.0</u>	<u>161.4</u>
1463	<u>54.4</u>	<u>19.8</u>	<u>1.5</u>	<u>0.6</u>	<u>6.2</u>	<u>2.9</u>	<u>1.0</u>	<u>0.2</u>	NSJ	NSJ	<u>0.1</u>	NSJ	<u>8.0</u>	<u>11.7</u>	<u>2.0</u>	<u>0.6</u>	<u>18.1</u>	<u>0.0</u>	0.0	<u>0.0</u>	<u>126.8</u>
1464	<u>105.4</u>	<u>30.1</u>	<u>2.1</u>	<u>1.3</u>	<u>9.5</u>	<u>1.9</u>	<u>2.1</u>	<u>1.1</u>	NSJ	0.0	<u>0.1</u>	NSJ	<u>12.8</u>	<u>26.9</u>	<u>9.5</u>	<u>0.6</u>	<u>35.7</u>	<u>0.0</u>	0.0	<u>0.0</u>	<u>238.9</u>

A2-2a: Woolfells (sacks)

Date	Edin.	Hadd.	Dunbar	N. Ber.	Linlith.	Stir.	Inverk.	King.	Burnt.	Dysart	Crail	Pitten.	Perth	Dundee	Mont.	Arb.	Aberd.	Ayr	Irvine	Dumb.	Total
1465	77.2	24.2	2.1	1.9	7.9	6.3	1.1	0.5	NSJ	0.0	0.1	NSJ	16.0	24.0	3.9	0.6	38.7	0.0	0.0	0.0	204.3
1466	68.5	20.1	1.9	1.6	8.8	3.5	1.8	0.5	NSJ	0.0	0.1	NSJ	6.4	21.8	3.1	0.6	28.0	0.0	0.0	0.0	166.5
1467	51.7	12.3	0.8	0.8	7.7	1.7	1.3	0.5	NSJ	0.0	0.1	NSJ	9.6	24.4	1.8	0.6	26.7	0.0	0.0	0.0	139.7
1468	65.6	14.6	0.7	1.5	10.5	4.0	0.9	0.5	NSJ	0.0	0.1	NSJ	8.8	16.5	2.0	0.6	14.9	0.0	0.0	0.0	141.1
1469	77.7	24.3	0.7	2.2	8.8	4.2	2.2	0.5	NSJ	0.0	0.1	NSJ	8.9	26.0	4.6	0.6	18.7	0.0	0.0	0.0	179.5
1470	63.1	18.4	1.2	1.8	4.9	4.5	2.2	0.5	NSJ	0.0	0.0	NSJ	8.3	22.6	2.3	0.6	16.0	0.0	0.0	0.0	146.4
1471	48.6	12.5	1.7	1.3	1.0	4.9	2.2	0.5	NSJ	0.0	0.0	NSJ	7.7	19.1	0.0	0.6	13.3	0.0	0.0	0.0	113.3
1472	67.8	22.2	1.2	0.7	0.6	4.2	2.4	0.7	NSJ	0.0	0.0	0.0	7.7	26.4	4.7	0.6	9.4	0.0	0.0	0.0	148.5
1473	87.0	31.9	0.7	0.0	0.3	3.4	2.5	0.8	NSJ	0.0	0.0	0.0	7.6	33.7	4.7	0.6	9.4	0.0	0.0	0.0	182.8
1474	106.2	31.1	1.2	0.7	6.8	2.7	2.0	0.3	NSJ	0.0	0.0	0.0	8.5	41.6	5.0	0.6	18.4	0.0	0.0	0.4	225.4
1475	80.7	34.2	0.9	0.6	7.1	1.4	2.1	0.3	NSJ	0.0	0.0	0.0	8.4	32.1	3.0	0.6	21.1	0.0	0.0	0.4	192.8
1476	140.1	37.3	0.4	0.7	13.1	2.9	5.3	0.3	NSJ	0.0	0.0	0.0	9.4	35.9	4.1	0.6	23.9	0.0	0.0	0.1	273.9
1477	142.9	41.2	1.1	0.0	9.3	1.9	2.7	0.4	NSJ	0.0	0.0	0.0	14.1	29.6	4.1	0.5	15.4	0.0	0.0	0.1	263.1
1478	137.5	11.0	0.2	0.0	7.5	1.1	0.6	0.5	NSJ	0.0	0.0	0.0	0.4	6.5	8.7	0.5	5.7	0.0	0.0	0.0	180.1
1479	148.3	39.3	0.2	0.6	6.7	1.9	3.4	0.0	NSJ	0.0	0.0	0.0	10.5	31.8	8.7	0.8	12.8	0.0	0.0	0.5	265.4
1480	120.3	29.2	0.2	0.7	7.4	0.5	3.2	0.3	NSJ	0.0	0.0	0.0	4.1	24.5	3.6	0.0	9.9	0.0	0.0	0.0	203.8
1481	79.5	16.3	0.0	0.0	0.0	0.5	0.5	0.0	NSJ	0.0	0.3	0.0	2.9	14.8	0.0	0.0	8.1	0.0	0.0	0.0	122.8
1482	184.3	40.0	0.8	0.0	5.0	1.5	2.3	0.2	NSJ	0.0	0.3	0.0	5.6	21.8	16.0	1.8	18.9	0.0	0.0	0.0	298.3
1483	156.8	23.6	0.8	0.7	6.2	2.7	2.1	0.1	NSJ	0.0	0.3	0.0	8.6	25.9	9.2	1.0	15.3	0.0	0.0	0.0	253.3
1484	154.0	11.7	0.8	0.0	7.0	3.4	1.2	0.0	NSJ	0.0	0.3	0.0	6.6	13.9	2.3	0.7	9.7	0.0	0.0	0.0	211.5
1485	107.4	19.6	0.8	0.9	5.8	3.5	0.9	0.9	NSJ	0.0	0.3	0.0	8.8	20.3	10.8	1.2	9.7	0.0	0.0	0.0	190.8
1486	96.3	6.5	0.8	0.0	7.1	3.5	2.3	0.1	NSJ	0.0	0.3	0.0	6.2	16.9	0.9	1.2	6.9	0.0	0.0	0.0	149.0
1487	151.1	24.9	0.8	0.8	3.4	3.7	2.4	0.3	NSJ	0.0	0.5	0.0	18.3	28.8	7.2	2.6	14.8	0.0	0.0	0.0	259.6
1488	156.1	17.0	0.8	0.0	9.0	3.7	0.8	0.0	NSJ	0.0	0.3	0.0	10.7	27.7	7.2	1.3	13.8	0.0	0.0	0.0	248.4
1489	101.0	18.5	0.8	0.5	7.2	2.1	1.4	0.3	NSJ	0.0	0.0	0.0	8.2	11.6	8.0	0.4	13.2	0.0	0.0	0.0	173.1
1490	169.5	11.2	0.8	0.5	3.7	3.0	0.3	0.3	NSJ	0.1	0.0	0.0	2.5	10.4	8.0	0.4	15.0	0.0	0.0	0.0	225.5
1491	112.1	15.9	1.6	0.4	2.1	2.9	0.3	0.1	NSJ	1.4	0.1	0.0	6.8	29.3	8.0	1.5	0.5	0.0	0.0	0.0	182.9
1492	138.2	16.1	0.0	0.0	4.4	2.3	0.6	0.1	NSJ	1.6	0.1	0.0	2.0	17.3	8.0	1.5	5.6	0.0	0.0	0.0	197.8
1493	77.4	16.8	0.0	0.0	4.1	4.6	0.3	0.0	NSJ	4.7	0.0	0.0	9.9	24.2	8.0	0.7	6.5	0.0	0.0	0.0	157.2

A2-2a: Woolfells (sacks)

Date	Edin.	Hadd.	Dunbar	N. Ber.	Linlith.	Stir.	Inverk.	King.	Burnt.	Dysart	Crail	Pitten.	Perth	Dundee	Mont.	Arb.	Aberd.	Ayr	Irvine	Dumb.	Total
1494	110.9	18.8	0.2	0.3	5.5	3.5	0.1	0.0	NSJ	3.0	0.0	0.0	6.1	24.4	8.0	1.3	10.0	0.0	0.0	0.0	191.9
1495	137.6	26.2	0.0	0.2	5.8	6.4	0.1	0.0	NSJ	2.9	0.0	0.0	9.1	22.4	8.0	0.2	14.5	0.0	0.0	0.0	233.5
1496	117.3	27.7	0.3	0.0	3.5	5.8	1.6	0.0	NSJ	3.9	0.0	0.0	9.6	22.1	8.8	0.8	11.8	0.0	0.0	0.0	213.0
1497	126.1	25.0	0.0	0.0	0.0	2.0	0.2	0.1	NSJ	1.7	0.0	0.0	5.5	9.8	0.3	0.9	10.3	0.0	0.0	0.0	181.9
1498	311.1	30.7	0.0	0.3	4.5	11.6	0.2	0.2	NSJ	1.7	0.1	0.0	13.5	28.3	2.7	0.5	15.4	0.0	0.0	0.0	420.8
1499	118.5	18.1	0.3	0.0	4.5	4.8	0.4	0.4	NSJ	1.4	0.0	0.0	4.1	24.8	2.2	1.0	9.7	0.0	0.0	0.0	190.3
1500	86.9	18.1	0.3	0.4	18.3	7.1	0.2	0.1	NSJ	2.2	0.3	0.0	5.7	20.7	4.3	0.7	9.3	0.0	0.0	0.0	174.6
1501	138.5	24.6	0.3	0.1	14.1	5.1	0.5	0.3	NSJ	2.3	0.3	0.0	14.8	19.5	9.0	0.7	9.2	7.1	0.0	0.0	246.1
1502	124.6	16.9	0.3	0.0	14.9	12.6	0.8	0.0	NSJ	3.2	0.0	0.0	10.9	13.7	6.3	0.5	10.4	0.0	0.0	0.0	215.1
1503	145.8	21.9	0.3	1.0	16.3	9.6	0.0	0.3	NSJ	3.6	0.0	0.0	8.4	24.4	8.4	0.3	11.7	0.0	0.0	0.0	251.9
1504	96.1	34.9	0.3	0.0	8.1	4.8	0.0	0.0	NSJ	2.4	0.0	0.0	8.6	21.1	5.0	0.0	10.5	0.5	0.0	0.0	192.3
1505	104.9	22.3	0.0	0.0	9.1	4.6	0.5	0.0	NSJ	2.2	0.0	0.0	9.1	21.4	6.0	0.0	9.4	0.0	0.0	0.0	189.4
1506	112.4	23.1	0.0	0.0	13.4	8.6	1.0	0.3	NSJ	2.4	0.0	0.0	11.5	24.5	7.8	0.9	14.6	0.0	0.0	0.0	220.5
1507	123.8	29.7	0.0	0.0	9.3	8.0	0.5	0.3	NSJ	2.4	0.0	0.0	21.6	24.5	7.2	0.9	10.2	0.0	0.0	0.0	238.5
1508	134.1	20.2	0.0	0.1	10.8	7.4	0.0	0.3	NSJ	2.4	0.0	0.0	21.6	24.5	7.2	0.9	15.9	0.0	0.0	0.0	245.5
1509	130.0	20.2	0.0	1.5	12.0	7.5	0.3	0.3	NSJ	2.4	0.0	0.0	21.6	24.5	5.8	0.9	15.5	0.0	0.0	0.0	242.5
1510	193.5	20.2	0.0	0.5	12.0	5.7	0.5	0.3	NSJ	2.4	0.0	0.0	21.6	27.6	5.4	0.5	13.9	0.0	0.0	0.0	303.9
1511	157.6	20.2	0.0	1.5	13.2	5.6	0.5	0.3	NSJ	2.4	0.0	0.0	31.8	40.3	6.8	1.6	16.5	0.0	0.0	0.0	298.3
1512	140.4	20.2	0.0	0.0	21.0	5.3	0.0	0.3	NSJ	2.4	0.0	0.0	29.1	34.0	4.4	1.1	17.5	0.0	0.0	0.0	275.7
1513	41.9	10.7	0.0	0.0	4.1	0.1	0.1	0.3	NSJ	2.4	0.0	0.0	14.3	18.2	1.6	1.1	10.1	0.0	0.0	0.0	104.9
1514	84.1	16.5	0.0	0.0	10.1	4.2	0.1	0.3	NSJ	2.4	NSJ	0.0	27.6	26.6	2.3	0.7	16.2	1.5	0.0	0.0	192.6
1515	217.9	17.6	0.0	0.0	20.7	2.7	0.1	0.3	NSJ	2.4	NSJ	0.0	26.1	26.2	4.9	0.5	16.2	0.5	0.0	0.0	336.1
1516	186.3	17.6	0.0	0.0	10.5	2.1	0.1	0.3	NSJ	2.4	NSJ	0.0	34.7	22.9	6.3	1.2	16.7	0.9	0.0	0.0	301.9
1517	204.9	23.3	0.0	0.0	10.5	5.6	1.7	0.3	NSJ	2.4	NSJ	0.0	43.7	46.5	5.7	1.9	17.2	1.0	0.0	0.0	364.7
1518	251.2	31.5	0.0	0.0	10.5	6.3	0.7	0.3	NSJ	2.4	NSJ	0.0	35.4	34.0	5.9	1.1	20.7	0.4	0.0	0.0	400.4
1519	315.3	40.4	0.0	0.0	10.5	6.3	1.2	0.3	NSJ	2.4	NSJ	0.0	23.8	28.1	3.8	1.0	14.7	0.1	0.0	0.0	447.9
1520	188.1	40.4	0.0	0.0	10.5	6.3	1.2	0.3	NSJ	2.4	NSJ	0.0	23.8	28.1	3.8	1.0	14.7	0.1	0.0	0.0	320.8
1521	188.1	42.6	0.0	0.0	10.5	6.3	0.7	0.3	NSJ	2.4	NSJ	0.0	23.8	21.8	4.9	1.0	14.7	0.1	0.0	0.0	317.1
1522	188.1	9.9	0.0	0.0	10.5	6.3	0.7	0.3	NSJ	2.4	NSJ	0.0	13.2	13.3	1.5	1.0	5.8	0.1	0.0	0.0	253.0

A2-2a: Woolfells (sacks)

Date	Edin.	Hadd.	Dunbar	N. Ber.	Linlith.	Stir.	Inverk.	King.	Burnt.	Dysart	Crail	Pitten.	Perth	Dundee	Mont.	Arb.	Aberd.	Ayr	Irvine	Dumb.	Total
1523	61.0	4.4	0.0	0.0	10.5	6.3	0.2	0.3	NSJ	2.4	NSJ	0.0	3.2	1.9	0.0	2.1	5.8	0.0	0.0	0.0	98.1
1524	61.0	4.4	0.0	0.0	10.5	6.3	0.2	0.3	NSJ	2.4	NSJ	0.0	3.2	1.9	0.0	2.1	5.8	0.0	0.0	0.0	98.1
1525	120.9	12.3	0.0	0.0	0.3	6.3	0.3	0.3	NSJ	2.4	NSJ	0.0	13.8	9.1	0.0	2.1	12.0	0.0	0.0	0.0	179.8
1526	259.3	32.3	0.0	1.0	2.7	6.3	0.3	0.3	NSJ	2.4	NSJ	0.0	25.7	51.4	8.1	2.1	19.6	0.0	0.0	0.0	411.4
1527	336.0	37.6	0.0	0.5	2.7	6.3	0.3	0.3	NSJ	2.4	NSJ	0.0	24.8	38.1	8.4	2.1	25.1	0.0	0.0	0.0	484.5
1528	249.4	35.0	0.0	0.5	2.7	6.3	0.3	0.3	NSJ	2.4	NSJ	0.0	20.0	29.0	1.7	2.1	16.3	0.0	0.0	0.0	366.0
1529	257.9	33.3	0.0	0.5	2.7	6.3	0.3	0.3	NSJ	2.4	NSJ	0.0	14.9	25.3	4.5	2.1	15.5	0.0	0.0	0.0	366.0
1530	236.4	25.9	0.0	0.5	2.7	6.3	0.3	0.3	NSJ	2.4	NSJ	0.0	18.4	21.9	2.6	2.1	17.3	0.0	0.0	0.0	336.9
1531	190.2	25.9	0.0	0.0	2.7	6.3	0.3	0.3	NSJ	2.4	NSJ	0.0	21.5	22.2	3.0	2.1	15.4	0.0	0.0	0.0	292.1
1532	184.0	29.3	0.0	0.0	5.0	7.0	0.3	0.3	NSJ	2.4	NSJ	0.0	17.1	16.7	2.4	2.1	15.3	0.0	0.0	0.0	281.8
1533	146.6	7.4	0.0	0.0	0.3	1.9	0.4	0.3	NSJ	2.7	NSJ	0.0	2.4	7.3	0.1	2.1	7.5	0.0	0.0	0.0	178.9
1534	242.7	23.5	0.0	0.0	9.4	1.9	0.4	0.3	NSJ	2.7	NSJ	0.0	20.0	27.4	5.5	2.1	14.8	0.0	0.0	0.0	350.5
1535	214.8	33.9	0.0	0.0	10.1	2.0	0.6	0.3	NSJ	3.6	NSJ	0.0	9.8	35.3	3.8	2.1	16.3	0.0	0.0	0.0	332.7
1536	262.9	25.6	0.0	0.0	9.7	2.0	0.6	0.3	NSJ	3.6	NSJ	0.0	9.1	25.1	2.4	2.1	15.4	0.0	0.0	0.0	358.6
1537	311.0	17.2	0.0	0.0	9.3	2.0	0.9	0.3	NSJ	3.6	NSJ	0.0	8.3	14.8	1.0	2.1	14.4	0.0	0.0	0.0	384.9
1538	344.9	38.5	0.0	0.0	14.2	5.6	0.0	0.3	NSJ	3.6	NSJ	0.0	19.0	32.7	1.5	2.1	19.5	0.0	0.0	0.0	481.8
1539	444.4	27.4	0.0	0.0	15.6	11.8	0.0	0.5	NSJ	3.6	NSJ	1.4	16.9	34.5	3.7	2.1	51.1	0.0	0.0	0.0	612.8
1540	244.7	15.0	0.0	0.0	7.8	7.4	0.0	0.0	NSJ	4.5	NSJ	0.1	13.8	50.3	2.8	2.1	31.9	0.0	0.0	0.0	380.4
1541	334.4	34.7	0.0	0.0	15.0	7.8	0.0	1.3	NSJ	5.0	NSJ	0.0	18.8	68.9	11.8	2.1	21.4	0.4	1.0	0.0	522.4
1542	311.4	30.7	0.0	0.0	11.1	1.0	0.0	1.0	NSJ	3.4	NSJ	0.0	18.2	82.2	2.3	2.1	26.3	14.6	0.0	0.0	504.2
1543	74.2	3.6	0.0	0.0	1.0	0.0	0.0	0.0	NSJ	0.1	NSJ	0.0	13.5	1.9	0.0	2.1	3.2	8.7	0.0	0.0	108.3
1544	124.6	2.5	0.0	0.0	0.0	0.0	0.0	0.9	NSJ	0.8	NSJ	0.0	8.8	12.4	0.6	2.1	7.3	8.7	0.0	0.0	168.7
1545	124.6	0.2	0.0	0.0	0.0	0.0	0.0	0.9	NSJ	0.8	NSJ	0.0	4.0	5.8	0.6	2.1	7.3	8.7	0.0	0.0	155.1
1546	124.6	0.2	0.0	0.0	1.7	3.6	0.4	0.9	NSJ	0.8	NSJ	0.0	4.0	15.4	0.6	2.1	19.7	8.7	0.0	0.0	182.7
1547	154.3	0.2	0.0	0.0	1.7	3.6	0.4	0.9	NSJ	1.6	NSJ	0.0	4.0	16.3	0.6	2.1	19.7	8.7	0.0	0.0	214.1
1548	154.3	0.2	0.0	0.0	1.7	3.6	0.4	0.9	NSJ	1.6	NSJ	0.0	19.1	14.8	15.7	2.1	19.7	8.7	0.0	0.0	242.7
1549	154.3	0.2	0.0	0.0	1.7	3.6	0.4	0.9	NSJ	1.6	NSJ	0.0	19.1	14.8	15.7	2.1	19.7	8.7	0.0	0.0	242.7
1550	154.3	0.2	0.0	0.0	1.7	3.6	0.4	0.9	NSJ	1.6	NSJ	0.0	19.1	13.3	15.7	2.1	19.7	8.7	0.0	0.0	241.2
1551	182.6	0.2	0.0	0.0	1.7	3.6	0.4	2.3	NSJ	2.6	NSJ	0.0	6.6	31.9	4.3	2.1	21.7	8.7	0.0	0.0	268.7

A2-2a: Woolfells (sacks)

Date	Edin.	Hadd.	Dunbar	N. Ber.	Linlith.	Stir.	Inverk.	King.	Burnt.	Dysart	Crail	Pitten.	Perth	Dundee	Mont.	Arb.	Aberd.	Ayr	Irvine	Dumb.	Total
1552	186.2	2.2	0.0	0.0	1.7	3.6	0.4	3.9	0.0	2.6	NSJ	0.0	10.7	16.2	4.3	2.1	45.4	8.7	0.0	0.0	288.0
1553	215.8	2.2	0.0	0.0	1.7	3.6	0.4	1.7	0.0	2.6	NSJ	0.0	20.3	23.9	4.1	2.1	45.4	8.7	0.0	0.0	332.6
1554	301.4	2.3	0.0	0.0	1.7	3.6	0.4	2.5	0.0	2.6	NSJ	0.0	13.7	23.9	0.3	2.1	45.4	8.7	0.0	0.0	408.7
1555	302.5	1.7	0.0	0.0	3.5	7.2	0.4	3.2	0.0	3.7	NSJ	0.0	10.6	31.7	0.0	2.1	69.1	2.7	0.0	0.0	438.4
1556	333.3	0.0	0.0	0.0	4.2	6.4	0.4	1.7	0.0	4.0	NSJ	0.0	18.4	39.0	5.6	3.2	60.9	0.8	0.0	0.0	477.9
1557	249.4	3.0	0.0	0.0	4.0	5.4	0.4	3.7	0.0	1.0	NSJ	0.0	26.3	43.1	3.9	3.9	19.4	1.4	0.0	0.0	364.8
1558	272.5	0.7	0.0	0.0	0.7	0.2	0.4	3.3	0.0	2.7	NSJ	0.0	0.5	5.6	2.3	3.9	19.4	1.4	0.0	0.0	313.6
1559	451.3	3.1	0.0	0.0	3.3	4.5	0.4	2.2	0.0	3.9	NSJ	0.0	7.6	36.6	2.3	2.1	52.5	0.0	0.0	0.0	569.9
1560	464.3	1.4	0.0	0.0	3.0	4.5	0.4	2.2	0.6	0.1	NSJ	0.0	7.6	40.9	4.1	2.1	52.5	0.0	0.0	0.0	583.7
1561	391.0	4.9	0.0	0.0	3.0	4.5	0.4	5.2	2.2	1.7	NSJ	0.0	7.6	39.2	4.1	2.1	52.5	0.0	0.0	0.0	518.4
1562	292.9	5.0	0.0	0.0	2.7	4.5	0.8	1.7	0.6	1.1	NSJ	0.0	7.6	43.8	4.1	2.1	52.5	0.0	0.0	0.0	419.3
1563	296.9	4.5	0.0	0.0	2.7	4.5	0.8	1.1	0.1	1.1	NSJ	0.0	7.6	43.3	4.1	2.1	52.5	0.0	0.0	0.0	421.3
1564	296.9	7.3	0.0	0.0	7.5	4.5	0.8	0.5	0.0	0.8	NSJ	0.0	7.6	45.4	4.1	2.1	52.5	0.0	0.0	0.0	430.0
1565	351.2	7.3	0.0	0.0	7.5	4.5	0.8	1.4	0.0	0.8	NSJ	0.0	7.6	38.7	4.1	2.1	52.5	0.0	0.0	0.0	478.5
1566	307.2	7.3	0.0	0.0	6.0	4.5	0.8	1.1	0.0	0.4	NSJ	0.9	7.6	35.5	4.1	2.1	52.5	0.0	0.0	0.0	430.0
1567	333.1	7.3	0.0	0.0	6.0	4.5	0.8	1.1	0.0	0.4	NSJ	0.1	7.6	27.3	4.1	2.1	52.5	0.0	0.0	0.0	446.9
1568	359.0	7.3	0.0	0.0	6.0	4.5	0.8	1.1	0.8	0.4	NSJ	0.0	7.6	27.3	4.1	2.1	52.5	0.0	0.0	0.0	473.5
1569	359.0	7.3	0.0	0.0	6.0	4.5	0.8	1.1	0.8	0.4	NSJ	0.0	7.6	27.3	4.1	2.1	52.5	0.0	0.0	0.0	473.5
1570	359.0	7.3	0.0	0.0	6.0	4.5	0.8	1.1	0.8	0.2	NSJ	0.0	7.6	27.3	4.1	2.1	52.5	0.0	0.0	0.0	473.3
1571	359.0	7.3	0.0	0.0	6.0	4.5	0.8	1.1	0.7	0.2	NSJ	0.3	7.6	27.3	4.1	2.1	52.5	0.0	0.0	0.0	473.5
1572	359.0	7.3	0.0	0.0	6.0	4.5	0.8	1.1	0.7	0.2	NSJ	0.3	7.6	27.3	4.1	2.1	52.5	0.0	0.0	0.0	473.5
1573	352.9	7.3	0.0	0.0	6.0	4.5	0.5	1.1	0.7	0.2	NSJ	0.1	7.6	27.3	4.1	0.4	52.5	0.0	0.0	0.0	465.3
1574	346.8	10.1	0.0	0.0	6.0	8.8	0.5	1.1	0.7	0.0	NSJ	0.0	14.7	19.1	5.9	0.4	85.6	0.0	0.0	0.0	499.7
1575	350.2	9.4	0.0	0.0	6.0	16.0	0.6	1.1	0.7	0.0	NSJ	0.0	15.7	27.2	8.3	0.8	72.7	0.0	0.0	0.0	508.6
1576	435.5	10.8	0.0	0.0	6.0	12.5	0.7	1.1	0.7	0.0	NSJ	0.0	16.2	33.0	12.4	0.8	72.9	0.0	0.0	0.0	602.7
1577	314.3	5.9	0.0	0.0	6.0	9.7	0.0	1.1	0.1	1.0	NSJ	0.0	8.0	45.5	18.4	2.7	79.5	0.0	0.0	0.0	492.3
1578	414.7	10.2	0.0	0.0	6.0	7.0	0.0	1.1	0.0	0.5	NSJ	0.0	13.6	42.9	19.3	3.9	94.9	0.0	0.0	0.0	614.1
1579	420.8	17.1	0.0	0.0	6.0	8.6	1.5	1.1	0.0	0.1	NSJ	0.0	9.0	49.1	12.9	2.7	75.2	0.0	0.0	0.0	604.1
1580	438.9	9.1	0.0	0.0	6.0	2.2	0.3	1.1	0.0	0.0	NSJ	0.0	7.2	41.6	10.2	2.5	64.8	0.0	0.0	0.0	583.8

**A2-2a: Woolfells (sacks)**

Date	Edin.	Hadd.	Dunbar	N. Ber.	Linlith.	Stir.	Inverk.	King.	Burnt.	Dysart	Crail	Pitten.	Perth	Dundee	Mont.	Arb.	Aberd.	Ayr	Irvine	Dumb.	Total
1581	446.1	9.1	0.0	0.0	6.0	8.5	0.3	1.1	0.0	0.0	NSJ	0.0	8.9	55.9	8.4	4.7	64.6	0.0	0.0	0.0	613.5
1582	467.9	9.1	0.0	0.0	6.0	4.5	0.0	1.1	0.0	0.0	NSJ	0.0	13.3	42.8	6.7	2.1	69.9	0.0	0.0	0.0	623.3
1583	-	-	-	-	-	-	-	-	-	-	NSJ	-	-	-	-	-	45.6	0.0	-	-	-
1584	-	-	-	-	-	-	-	-	-	-	NSJ	-	-	-	-	-	16.0	0.0	-	-	-
1585	-	-	-	-	-	-	-	-	-	-	NSJ	-	-	-	-	-	-	-	-	-	-
1586	-	-	-	-	-	-	-	-	-	-	NSJ	-	-	-	3.4	-	-	-	-	-	-
1587-9	-	-	-	-	-	-	-	-	-	-	NSJ	-	-	-	-	-	-	-	-	-	-
1590	392.6	11.8	1.9	0.0	0.0	15.3	1.1	0.1	1.5	0.0	NSJ	0.0	10.5	38.3	0.0	0.6	11.3	0.0	0.0	0.0	484.9
1591	299.3	21.2	1.9	0.0	0.0	13.0	1.1	0.0	1.5	0.4	NSJ	0.0	10.5	30.2	3.2	0.6	14.2	0.0	0.0	0.0	397.2
1592	297.5	11.7	1.9	0.0	0.0	11.1	1.1	0.0	1.5	0.1	NSJ	0.0	9.2	30.2	3.2	0.6	16.4	0.0	0.0	0.0	384.5
1593	363.0	11.7	0.0	0.0	0.0	16.2	0.0	0.0	1.5	0.0	NSJ	0.0	8.0	35.2	1.9	0.6	28.3	0.0	0.0	0.0	466.5
1594	356.1	11.7	0.0	0.0	0.0	10.1	0.0	0.0	1.5	0.0	NSJ	0.0	8.0	29.8	1.9	0.6	24.2	0.0	0.0	0.0	443.8
1595	482.9	19.0	0.0	0.0	0.0	14.1	0.0	0.0	1.5	0.0	NSJ	0.0	10.1	31.4	1.9	0.6	50.6	0.0	0.0	0.0	611.9
1596	473.3	25.4	0.0	0.0	0.0	17.6	0.5	0.0	1.5	0.0	NSJ	0.0	5.8	33.8	2.3	0.6	48.1	0.0	0.0	0.0	608.9
1597	1,001.7	30.1	0.0	0.0	0.0	21.2	0.0	0.0	1.5	1.5	NSJ	0.0	9.0	64.6	5.5	0.6	46.7	0.0	0.0	0.0	1,182.4
1598	1,069.3	46.3	0.0	0.0	0.0	29.3	0.0	0.0	3.0	3.9	NSJ	0.0	19.4	68.4	3.3	0.6	86.1	5.0	0.0	0.0	1,334.5
1599	1,069.3	35.5	0.0	0.0	0.0	18.4	0.0	0.0	0.0	3.9	NSJ	0.0	29.9	68.4	3.3	0.6	86.1	5.0	0.0	0.0	1,320.3

**A2-2b: Woolfells from the poorly represented ports (sacks)**

Date	Berwick T	Cupar	St Andrews	Banf	Inverness	Elgin & Forres	Kirkcudbright	Wigtown
1328	163.7	11.7	-	-	0.0	0.4	-	0.0
1329	<u>127.9</u>	<u>11.7</u>	-	-	0.0	0.4	-	0.0
1330	92.1	<u>11.7</u>	-	-	0.0	0.4	-	0.0
1331	125.7	<u>11.7</u>	-	-	0.0	0.4	-	0.0
1332	71.2	<u>11.7</u>	-	-	0.0	0.4	-	0.0
1333	149.7	-	-	-	0.0	0.4	-	-
1334	16.7	-	-	-	0.0	0.4	-	-
1335	108.3	-	-	-	0.0	0.4	-	-
1336	83.3	-	-	-	0.0	0.4	-	-
1337	-	-	-	-	0.0	0.4	-	-
1338-61	- <sup>1</sup>	-	-	-	-	-	-	-
1362	46	-	12.9	-	0.0	0.0	-	-
1363	46	-	12.9	-	0.0	0.0	-	-
1364	167	-	43.0	-	0.0	0.0	-	-
1365	167	-	24.8	-	0.0	0.0	-	-
1366	167	-	8.4	-	0.2	2.3	-	-
1367	167	-	6.3	-	0.0	2.3	-	-
1368	167	-	<u>4.7</u>	-	0.0	<u>2.5</u>	-	-
1369	167	-	<u>4.7</u>	-	0.0	<u>2.5</u>	-	-
1370	167	-	3.2	-	0.0	2.6	-	-
1371	167	-	<u>26.6</u>	-	0.0	<u>2.6</u>	-	-
1372	63	-	<u>26.6</u>	-	0.0	<u>2.6</u>	-	-
1373	63	-	50.0	-	7.9	-	-	-
1374	43	-	34.3	-	1.7	-	-	-
1375	43	-	<u>29.4</u>	-	<u>1.7</u>	-	-	-
1376	43	-	24.4	4.8	1.8	-	-	-
1377	43	-	13.8	<u>7.7</u>	3.0	-	-	-

<sup>1</sup> Annual woolfell exports in 1339-40 were 150 sacks, 1342-38 sacks, 1351-57 were 133 sacks, and 1358-60 were 127 sacks.

**A2-2b: Woolfells from the poorly represented ports (sacks)**

Date	Berwick T	Cupar	St Andrews	Banff	Inverness	Elgin & Forres	Kirkcudbright	Wigtown
1378	43	-	5.2	<u>7.7</u>	1.5	-	-	-
1379	43	-	7.2	<u>7.7</u>	4.4	-	-	-
1380	43	-	7.0	<u>7.7</u>	4.4	-	-	-
1381	43	-	7.0	<u>7.7</u>	<u>4.1</u>	-	-	-
1382	43	-	15.2	10.5	<u>4.1</u>	-	-	-
1383	43	7.1	11.0	<u>5.3</u>	3.9	-	-	-
1384	43	<u>8.1</u>	<u>7.9</u>	<u>5.3</u>	<u>2.4</u>	-	-	-
1385	43	9.2	4.8	<u>5.3</u>	0.8	-	-	-
1386	23	2.2	7.0	<u>5.3</u>	0.0	-	-	-
1387	23	11.2	4.4	<u>5.3</u>	0.0	-	-	-
1388	23	8.7	3.9	<u>5.3</u>	-	-	-	-
1389	23	10.7	6.0	<u>5.3</u>	-	-	-	-
1390	23	5.4	3.2	0.0	-	-	-	-
1391	34	10.2	2.4	0.2	-	-	-	-
1392	34	10.4	3.3	-	-	-	-	-
1393	34	13.9	1.4	-	-	-	-	-
1394	34	8.5	3.8	-	-	-	-	-
1395	34	13.7	8.5	-	-	-	-	-
1396	34	11.1	4.7	-	-	-	-	-
1397	34	9.8	4.4	-	-	-	-	-
1398	34	13.2	5.0	-	-	-	-	-
1399	34	5.3	3.1	-	-	-	-	-
1400	34	7.0	2.6	-	-	-	-	-
1401	-	5.2	3.6	-	-	-	-	-
1402	-	5.1	2.8	-	-	-	-	-
1403	-	5.3	2.1	-	-	-	-	-
1404	20	5.4	2.9	-	-	-	-	-
1405	20	5.8	3.1	-	-	-	-	-
1406	20	5.8	-	-	0.0	-	-	-



**A2-2b: Woolfells from the poorly represented ports (sacks)**

Date	Berwick T	Cupar	St Andrews	Banff	Inverness	Elgin & Forres	Kirkcudbright	Wigtown
1407	20	4.1	-	-	<u>0.0</u>	-	-	-
1408	20	6.5	-	-	<u>0.0</u>	-	-	-
1409	20	5.3	-	-	<u>0.0</u>	-	-	-
1410	20	4.6	-	-	0.0	-	-	-
1411	20	2.4	-	-	0.0	-	-	-
1412	20	2.4	-	-	0.0	-	-	-
1413	20	1.6	-	-	0.0	-	-	-
1414	20	4.6	-	-	0.0	-	-	-
1415	20	3.7	-	-	0.0	-	-	-
1416	20	4.9	-	-	0.0	-	-	-
1417	20	5.2	-	-	0.0	-	-	-
1418	20	3.5	-	-	0.0	-	-	-
1419	20	3.2	-	-	<u>0.0</u>	-	-	-
1420	20	3.2	-	-	<u>0.0</u>	-	-	-
1421	20	2.6	-	-	<u>0.0</u>	-	-	-
1422	20	1.6	-	-	<u>0.0</u>	-	-	-
1423	20	<u>3.5</u>	-	-	<u>0.0</u>	-	-	-
1424	20	<u>3.5</u>	-	-	<u>0.0</u>	-	-	-
1425	20	5.4	-	1.0	0.0	-	-	-
1426	20	7.8	-	0.1	<u>0.0</u>	-	-	-
1427	20	<u>7.8</u>	-	<u>0.7</u>	<u>0.0</u>	-	-	-
1428	20	7.8	-	1.3	0.0	-	-	-
1429	20	9.3	-	4.1	0.0	0.0	-	-
1430	20	6.9	-	0.7	0.0	0.0	-	-
1431	20	3.8	-	<u>1.0</u>	0.0	0.0	-	-
1432	20	<u>6.8</u>	-	<u>1.0</u>	<u>0.0</u>	<u>0.0</u>	-	-
1433	-	<u>6.8</u>	-	<u>1.0</u>	0.0	<u>0.0</u>	-	-
1434	-	9.8	-	1.3	0.0	0.1	0.0	-
1435	-	3.2	-	-	0.0	0.1	0.0	-

**A2-2b: Woolfells from the poorly represented ports (sacks)**

Date	Berwick T	Cupar	St Andrews	Banf	Inverness	Elgin & Forres	Kirkcudbright	Wigtown
1436	-	<u>2.9</u>	-	-	<u>0.0</u>	<u>0.0</u>	-	-
1437	-	<u>2.9</u>	-	-	0.0	<u>0.0</u>	-	-
1438	-	<u>2.9</u>	-	-	0.0	<u>0.0</u>	-	-
1439	-	<u>2.9</u>	-	-	0.0	<u>0.0</u>	-	-
1440	-	<u>2.9</u>	-	-	0.0	<u>0.0</u>	-	-
1441	-	<u>2.9</u>	-	-	0.0	<u>0.0</u>	-	-
1442	-	<u>2.9</u>	-	-	0.0	<u>0.0</u>	-	-
1443	-	<u>2.9</u>	-	-	0.0	<u>0.0</u>	-	-
1444	-	<u>2.9</u>	-	-	0.0	<u>0.0</u>	-	-
1445	-	2.6	-	-	0.0	<u>0.0</u>	-	-
1446	-	8.7	-	-	0.0	<u>0.0</u>	-	-
1447	-	7.1	-	-	0.0	<u>0.0</u>	-	-
1448	-	6.0	-	-	0.0	<u>0.0</u>	-	-
1449	-	5.5	-	-	0.0	<u>0.0</u>	-	-
1450	-	21.7	-	-	0.0	<u>0.0</u>	-	-
1451	-	7.3	-	0.0	0.0	<u>0.0</u>	-	-
1452	-	7.0	-	-	0.0	<u>0.0</u>	-	-
1453	-	4.2	-	-	0.0	<u>0.0</u>	-	-
1454	-	6.9	-	-	0.0	<u>0.0</u>	-	-
1455	-	5.1	-	-	0.0	<u>0.0</u>	-	-
1456	-	4.4	-	-	0.0	<u>0.0</u>	0.0	-
1457	-	5.2	-	-	0.0	<u>0.0</u>	0.4	-
1458	-	8.0	-	-	0.0	<u>0.0</u>	0.0	-
1459	-	3.5	-	-	0.0	<u>0.0</u>	0.0	-
1460	-	5.3	-	-	0.0	<u>0.0</u>	0.0	-
1461	-	3.6	-	-	0.0	<u>0.0</u>	<u>0.0</u>	-
1462	-	5.1	-	-	0.0	<u>0.0</u>	0.0	0.0
1463	-	4.0	-	-	0.0	<u>0.0</u>	0.0	0.0
1464	-	9.1	-	-	0.0	<u>0.0</u>	0.0	<u>0.0</u>

**A2-2b: Woolfells from the poorly represented ports (sacks)**

Date	Berwick T	Cupar	St Andrews	Banff	Inverness	Elgin & Forres	Kirkcudbright	Wigtown
1465	-	8.2	-	-	0.0	0.0	0.0	0.0
1466	0.3	5.8	-	-	0.0	0.0	0.0	0.0
1467	0.0	3.6	-	-	0.0	0.0	0.0	0.0
1468	0.0	4.7	-	-	0.0	0.0	0.0	0.0
1469	0.0	7.8	-	-	0.0	0.0	0.0	0.0
1470	0.0	4.3	-	-	0.0	0.0	0.0	0.0
1471	0.0	0.8	-	-	0.0	0.0	0.0	0.0
1472	0.0	1.5	-	-	0.0	0.0	0.0	0.0
1473	0.0	2.2	4.5	-	0.0	0.0	0.0	0.0
1474	0.0	9.8	8.1	-	0.0	0.0	0.0	0.0
1475	0.0	1.6	12.8	-	0.0	0.0	0.0	0.0
1476	0.0	8.2	-	0.0	0.0	0.0	0.0	0.0
1477	0.0	5.8	-	0.0	0.0	0.0	0.0	0.0
1478	0.0	0.2	-	0.0	0.0	0.0	0.0	0.0
1479	0.0	7.0	-	0.0	0.0	0.0	0.0	0.0
1480	0.0	6.8	-	0.0	0.0	0.0	0.0	0.0
1481	0.0	1.0	-	0.0	0.0	0.0	0.0	0.0
1482	-	7.4	-	0.0	0.0	0.0	0.0	0.0
1483	-	6.4	-	0.0	0.0	0.0	0.0	0.0
1484	-	4.2	-	0.0	0.0	0.0	0.0	0.0
1485	-	6.2	-	0.0	0.0	0.0	0.0	0.0
1486	-	2.5	-	0.0	0.0	0.0	0.0	0.0
1487	-	7.3	-	0.0	0.0	0.0	0.0	0.0
1488	-	4.5	-	0.0	0.0	0.0	0.0	0.0
1489	-	10.1	-	0.0	0.0	0.0	0.0	0.0
1490	-	5.8	-	0.0	0.0	0.0	0.0	0.0
1491	-	1.0	-	0.0	0.0	0.0	0.0	0.0
1492	-	4.4	-	0.0	0.0	0.0	0.0	0.0
1493	-	5.1	-	0.0	0.0	0.0	0.0	0.0

**A2-2b: Woolfells from the poorly represented ports (sacks)**

Date	Berwick T	Cupar	St Andrews	Banff	Inverness	Elgin & Forres	Kirkcudbright	Wigtown
1494	-	4.5	-	0.0	0.0	0.0	0.0	0.0
1495	-	2.1	-	-	0.0	0.0	0.0	0.0
1496	-	6.3	-	-	0.0	0.0	0.0	0.0
1497	-	5.8	-	-	0.0	0.0	0.0	0.0
1498	-	5.8	-	-	0.0	0.0	0.0	0.0
1499	-	2.8	-	-	0.0	0.0	0.0	0.0
1500	-	2.8	-	-	0.0	0.0	0.0	0.0
1501	-	2.8	-	0.9	0.0	0.0	0.0	0.0
1502	-	4.0	-	0.9	0.0	0.0	0.0	0.0
1503	-	4.5	-	0.9	0.0	0.0	0.0	0.0
1504	-	-	-	0.0	0.0	0.0	0.0	0.0
1505	-	-	-	0.0	0.0	0.0	0.0	0.0
1506	-	-	-	0.0	0.0	0.0	0.0	0.0
1507	-	-	-	0.0	-	-	0.0	0.0
1508	-	-	-	0.0	-	-	0.0	0.0
1509	-	-	-	0.0	-	-	0.0	0.0
1510	-	-	-	-	-	-	0.0	0.0
1511	-	-	-	-	-	-	0.0	0.0
1512	-	-	-	-	-	-	0.0	0.0
1513	-	-	-	-	-	-	0.0	0.0
1514	-	-	-	-	-	-	0.0	0.0
1515	-	-	-	-	-	-	0.0	0.0
1516	-	-	-	-	-	-	0.0	0.0
1517	-	-	-	-	-	-	0.0	0.0
1518	-	-	-	0.6	0.0	-	0.0	-
1519	-	-	-	0.6	0.0	-	0.0	-
1520	-	-	-	0.6	0.0	-	0.0	-
1521	-	-	-	-	0.0	-	0.0	-
1522	-	-	-	-	0.0	-	0.0	-

**A2-2b: Woolfells from the poorly represented ports (sacks)**

Date	Berwick T	Cupar	St Andrews	Banf	Inverness	Elgin & Forres	Kirkcudbright	Wigtown
1523	-	-	-	-	-	-	<u>0.0</u>	-
1524	-	-	-	-	-	-	<u>0.0</u>	-
1525	-	1.3	-	-	-	-	0.0	-
1526	-	2.5	-	-	-	-	<u>0.0</u>	-
1527	-	-	-	-	-	-	<u>0.0</u>	-
1528	-	-	-	-	-	-	<u>0.0</u>	-
1529	-	-	-	-	-	-	<u>0.0</u>	-
1530	-	-	-	-	-	-	<u>0.0</u>	-
1531	-	-	-	-	-	-	<u>0.0</u>	-
1532	-	-	-	-	-	-	<u>0.0</u>	-
1533	-	-	-	-	-	-	<u>0.0</u>	-
1534	-	-	-	-	-	-	<u>0.0</u>	-
1535	-	-	-	-	-	-	<u>0.0</u>	-
1536	-	-	-	-	-	-	<u>0.0</u>	-
1537	-	-	-	-	-	-	<u>0.0</u>	-
1538	-	-	-	-	0.0	-	<u>0.0</u>	-
1539	-	-	-	0.2	0.0	-	<u>0.0</u>	-
1540	-	-	-	4.1	0.0	-	0.0	1.9
1541	-	-	-	0.2	0.0	-	0.0	0.0
1542	-	-	-	1.4	0.0	-	0.0	0.0
1543	-	-	-	1.5	-	-	-	0.0
1544	-	-	-	-	-	-	-	0.7
1545	-	-	-	-	-	-	-	0.7
1546	-	-	-	-	-	-	-	0.7
1547	-	-	-	-	-	-	-	0.7
1548	-	-	-	-	-	-	-	0.7
1549	-	-	-	-	-	-	-	0.7
1550	-	-	-	-	-	-	-	0.7
1551	-	-	-	-	-	-	-	0.7

**A2-2b: Woolfells from the poorly represented ports (sacks)**

Date	Berwick T	Cupar	St Andrews	Banf	Inverness	Elgin & Forres	Kirkcudbright	Wigtown
1552	-	-	-	-	-	-	-	0.7
1553	-	-	-	-	-	-	-	-
1554	-	-	-	-	-	-	-	-
1555	-	-	-	-	-	-	-	-
1556	-	7.0	-	-	-	0.5	0.9	-
1557	-	4.4	-	0.9	-	0.0	0.9	-
1558	-	0.5	-	0.9	-	0.0	0.9	-
1559	-	12.8	-	-	-	2.1	0.9	-
1560	-	5.2	-	-	-	-	0.9	-
1561	-	6.2	-	-	-	-	0.9	-
1562	-	7.0	-	-	-	-	0.9	-
1563	-	7.0	-	-	-	-	0.9	-
1564	-	11.4	-	-	-	-	0.9	-
1565	-	10.1	-	-	-	-	0.9	-
1566	-	-	-	-	0.0	-	0.9	-
1567	-	-	-	-	-	-	0.9	-
1568	-	-	-	-	-	-	0.9	-
1569	-	-	-	-	-	-	0.9	-
1570	-	-	-	-	-	-	0.9	-
1571	-	-	-	-	-	-	0.9	-
1572	-	-	-	-	-	-	0.9	-
1573	-	-	-	-	-	-	0.9	-
1574	-	4.2	-	0.2	-	-	0.9	-
1575	-	2.1	-	0.2	-	-	0.9	-
1576	-	8.6	-	0.2	-	-	0.9	-
1577	-	7.2	-	0.0	-	-	0.9	-
1578	-	9.2	-	0.0	-	-	0.9	-
1579	-	9.0	-	0.0	-	-	0.9	-
1580	-	9.9	-	0.0	-	-	0.9	-

**A2-2b: Woolfells from the poorly represented ports (sacks)**

Date	Berwick T	Cupar	St Andrews	Banff	Inverness	Elgin & Forres	Kirkcudbright	Wigtown
1581	-	11.9	-	0.0	-	-	0.9	-
1582	-	14.3	-	0.0	-	-	0.9	-
1583-9	-	-	-	-	-	-	-	-
1590	-	6.3	0.0	-	-	-	-	-
1591	-	3.7	0.0	-	-	-	-	-
1592	-	3.5	0.0	-	-	-	-	-
1593	-	3.0	0.0	-	-	-	-	-
1594	-	2.5	0.0	-	-	-	-	-
1595	-	1.5	0.0	-	-	-	-	-
1596	-	2.1	2.0	-	-	-	-	-
1597	-	0.0	0.0	-	-	-	-	-
1598	-	2.5	0.0	-	-	-	-	-
1599	-	<u>2.5</u>	0.0	-	-	-	-	-

**A2-3a: Hides (dakers)**

Date	Edlin.	Hadd.	Dunbar	N. Ber.	Preston	Linlith.	Stir.	Inverk.	King.	Burnt.	Dysart	Crail	Pitten.	Perth	Dundee	Mont.	Arb.	Aberd.	Ayr	Irvine	Dumb.	Total
1328	372	NSJ	NSJ	NSJ	NSJ	76	39	22	NSJ	NSJ	NSJ	NSJ	NSJ	160	269	9	NSJ	141	128	NSJ	0	1,215
1329	921	NSJ	NSJ	NSJ	NSJ	205	113	28	NSJ	NSJ	NSJ	NSJ	NSJ	382	507	9	NSJ	342	128	NSJ	0	2,635
1330	999	NSJ	NSJ	NSJ	NSJ	345	183	60	NSJ	NSJ	NSJ	NSJ	NSJ	622	688	9	NSJ	544	128	NSJ	0	3,577
1331	709	NSJ	NSJ	NSJ	NSJ	371	198	59	NSJ	NSJ	NSJ	NSJ	NSJ	633	979	9	NSJ	615	128	NSJ	0	3,700
1332	1,295	NSJ	NSJ	NSJ	NSJ	429	304	53	NSJ	NSJ	NSJ	NSJ	NSJ	633	466	9	NSJ	727	128	NSJ	0	4,043
1333	481	NSJ	NSJ	NSJ	NSJ	274	304	112	NSJ	NSJ	NSJ	NSJ	NSJ	633	667	9	NSJ	986	128	NSJ	0	3,593
1334-8	-	NSJ	NSJ	NSJ	NSJ	-	-	-	NSJ	NSJ	NSJ	NSJ	NSJ	-	-	-	NSJ	-	-	NSJ	-	-
1339	-	NSJ	NSJ	NSJ	NSJ	-	-	-	NSJ	NSJ	NSJ	NSJ	NSJ	-	-	-	NSJ	156	-	NSJ	-	-
1340	-	NSJ	NSJ	NSJ	NSJ	235	-	0	NSJ	NSJ	NSJ	NSJ	NSJ	-	-	-	NSJ	608	-	NSJ	-	-
1341	-	NSJ	NSJ	NSJ	NSJ	341	-	0	NSJ	NSJ	NSJ	NSJ	NSJ	-	-	-	NSJ	734	-	NSJ	-	-
1342	442	NSJ	NSJ	NSJ	NSJ	448	304	0	NSJ	NSJ	NSJ	NSJ	NSJ	98	119	9	NSJ	708	143	NSJ	-	2,270
1343	442	NSJ	NSJ	NSJ	NSJ	247	304	0	NSJ	NSJ	NSJ	NSJ	NSJ	98	192	9	NSJ	835	97	NSJ	-	2,223
1344-61	-	-	NSJ	NSJ	NSJ	-	-	-	NSJ	NSJ	NSJ	NSJ	NSJ	-	-	-	-	-	-	NSJ	-	-
1362	651	52	NSJ	NSJ	NSJ	604	131	155	NSJ	NSJ	NSJ	NSJ	NSJ	496	219	137	Z	434	34	NSJ	0	2,919
1363	763	81	NSJ	NSJ	NSJ	669	173	155	NSJ	NSJ	NSJ	NSJ	NSJ	428	215	122	Z	557	34	NSJ	0	3,203
1364	763	81	NSJ	NSJ	NSJ	669	140	155	NSJ	NSJ	NSJ	NSJ	NSJ	428	215	122	Z	557	34	NSJ	0	3,170
1365	732	72	NSJ	NSJ	NSJ	610	239	112	NSJ	NSJ	NSJ	NSJ	NSJ	531	273	95	Z	716	34	NSJ	0	3,420
1366	691	87	NSJ	NSJ	NSJ	657	161	112	NSJ	NSJ	NSJ	NSJ	NSJ	649	201	77	Z	716	34	NSJ	0	3,391
1367	679	130	NSJ	NSJ	NSJ	689	110	112	NSJ	NSJ	NSJ	NSJ	NSJ	558	277	90	Z	716	17	NSJ	0	3,384
1368	922	177	NSJ	NSJ	NSJ	657	138	112	NSJ	NSJ	NSJ	NSJ	NSJ	484	222	99	Z	716	34	NSJ	0	3,568
1369	922	177	NSJ	NSJ	NSJ	657	138	112	NSJ	NSJ	NSJ	NSJ	NSJ	484	222	99	Z	874	47	NSJ	0	3,739
1370	1,164	224	NSJ	NSJ	NSJ	625	165	69	NSJ	NSJ	NSJ	NSJ	NSJ	411	168	109	Z	532	59	NSJ	0	3,533
1371	979	173	NSJ	NSJ	NSJ	571	142	80	NSJ	NSJ	NSJ	NSJ	NSJ	486	196	92	Z	398	52	NSJ	0	3,175
1372	979	173	NSJ	NSJ	NSJ	571	142	80	NSJ	NSJ	NSJ	NSJ	NSJ	486	196	92	Z	398	45	NSJ	0	3,168
1373	793	72	49	NSJ	NSJ	517	118	80	NSJ	NSJ	NSJ	NSJ	NSJ	561	223	74	Z	264	145	NSJ	0	2,905
1374	1,335	191	28	NSJ	NSJ	881	205	92	NSJ	NSJ	NSJ	NSJ	NSJ	374	178	137	Z	356	156	NSJ	0	3,940
1375	1,469	186	36	NSJ	NSJ	871	203	78	NSJ	NSJ	NSJ	NSJ	NSJ	332	244	182	Z	452	167	NSJ	0	4,226
1376	1,603	141	44	40	NSJ	860	201	78	NSJ	NSJ	NSJ	NSJ	NSJ	290	311	226	Z	549	270	NSJ	0	4,620
1377	990	70	25	16	NSJ	838	213	64	NSJ	NSJ	NSJ	NSJ	NSJ	445	124	77	Z	269	245	NSJ	0	3,383



**A2-3a: Hides (dakers)**

Date	Edlin.	Hadd.	Dunbar	N. Ber.	Preston	Linlith.	Stir.	Inverk.	King.	Burnt.	Dysart	Crail	Pitten.	Perth	Dundee	Mont.	Arb.	Aberd.	Ayr	Irvine	Dumb.	Total
1378	590	66	18	26	NSJ	526	126	7	NSJ	NSJ	NSJ	NSJ	NSJ	427	102	46	7	418	245	NSJ	0	2,606
1379	1,185	108	17	45	NSJ	733	204	7	NSJ	NSJ	NSJ	NSJ	NSJ	356	299	69	7	494	245	NSJ	0	3,769
1380	722	90	20	56	NSJ	390	114	25	NSJ	NSJ	NSJ	NSJ	NSJ	265	173	18	7	569	245	NSJ	0	2,697
1381	760	186	96	143	NSJ	1,121	313	25	NSJ	NSJ	NSJ	NSJ	NSJ	544	515	148	7	856	245	NSJ	0	4,958
1382	1,720	201	120	173	NSJ	1,904	239	13	29	NSJ	NSJ	NSJ	NSJ	884	442	401	7	818	245	NSJ	0	7,195
1383	1,410	283	33	93	NSJ	1,147	246	9	29	NSJ	NSJ	NSJ	NSJ	633	327	197	7	442	245	NSJ	0	5,101
1384	1,238	176	20	113	NSJ	983	278	56	29	NSJ	NSJ	NSJ	NSJ	645	315	218	7	557	245	NSJ	0	4,878
1385	1,066	69	8	113	NSJ	818	309	102	29	NSJ	NSJ	NSJ	NSJ	656	304	239	7	673	245	NSJ	0	4,636
1386	875	100	19	127	NSJ	950	292	127	10	NSJ	NSJ	NSJ	NSJ	303	217	99	7	402	245	NSJ	0	3,774
1387	1,695	100	19	127	NSJ	1,567	749	251	41	NSJ	NSJ	NSJ	NSJ	1,447	190	289	7	663	245	NSJ	0	7,391
1388	1,214	72	31	141	NSJ	1,322	377	167	36	NSJ	NSJ	NSJ	NSJ	810	225	275	7	564	245	NSJ	0	5,485
1389	945	72	32	48	NSJ	1,524	270	82	36	NSJ	NSJ	NSJ	NSJ	536	227	226	7	469	245	NSJ	0	4,719
1390	664	171	32	48	NSJ	850	213	57	36	NSJ	NSJ	NSJ	NSJ	675	233	173	7	652	245	NSJ	0	4,055
1391	609	11	6	36	NSJ	890	192	67	36	NSJ	NSJ	NSJ	NSJ	324	109	214	7	250	245	NSJ	0	2,996
1392	724	42	34	29	NSJ	991	130	50	31	NSJ	NSJ	NSJ	NSJ	597	131	50	7	270	245	NSJ	0	3,331
1393	548	74	32	39	NSJ	1,276	298	27	31	NSJ	NSJ	NSJ	NSJ	301	154	181	7	248	245	NSJ	0	3,463
1394	689	94	25	68	NSJ	1,018	444	27	7	NSJ	NSJ	NSJ	NSJ	413	126	225	21	247	245	NSJ	0	3,649
1395	680	92	3	53	NSJ	1,112	351	27	15	NSJ	NSJ	NSJ	NSJ	215	39	153	25	333	245	NSJ	0	3,343
1396	676	61	0	20	NSJ	1,005	333	27	14	NSJ	NSJ	NSJ	NSJ	380	105	122	4	402	245	NSJ	0	3,393
1397	757	107	8	47	NSJ	1,337	337	27	3	NSJ	NSJ	NSJ	NSJ	483	70	84	5	254	245	NSJ	0	3,763
1398	960	152	35	64	NSJ	1,166	314	27	29	NSJ	NSJ	NSJ	NSJ	638	150	99	10	213	245	NSJ	0	4,103
1399	677	106	22	33	NSJ	561	208	27	28	NSJ	NSJ	NSJ	NSJ	485	154	88	1	198	245	NSJ	0	2,832
1400	631	100	54	29	NSJ	768	208	27	23	NSJ	NSJ	NSJ	NSJ	375	112	73	8	109	245	NSJ	0	2,761
1401	990	52	10	69	NSJ	697	282	27	59	NSJ	NSJ	NSJ	NSJ	370	55	62	5	171	245	NSJ	0	3,094
1402	905	62	2	34	NSJ	676	219	27	40	NSJ	NSJ	NSJ	NSJ	303	53	71	2	135	245	NSJ	0	2,772
1403	622	62	0	34	NSJ	1,175	382	27	56	NSJ	NSJ	NSJ	NSJ	528	182	168	9	233	245	NSJ	0	3,722
1404	615	62	0	5	NSJ	1,100	254	27	27	NSJ	NSJ	NSJ	NSJ	516	137	125	8	219	245	NSJ	0	3,339
1405	547	54	18	5	NSJ	694	225	27	16	NSJ	NSJ	NSJ	NSJ	361	82	51	24	163	245	NSJ	0	2,513
1406	547	54	18	5	NSJ	694	225	27	16	NSJ	NSJ	NSJ	NSJ	361	82	51	24	163	245	NSJ	0	2,513

**A2-3a: Hides (dakers)**

Date	Edin.	Hadd.	Dunbar	N. Ber.	Preston	Linlith.	Stir.	Inverk.	King.	Burnt.	Dysart	Crail	Pitten.	Perth	Dundee	Mont.	Arb.	Aberd.	Ayr	Irvine	Dumb.	Total
1407	682	58	18	17	NSJ	643	224	4	13	NSJ	NSJ	NSJ	NSJ	420	38	2	0	127	245	NSJ	0	2,492
1408	376	65	0	17	NSJ	874	91	45	13	NSJ	NSJ	NSJ	NSJ	226	26	36	13	75	245	NSJ	0	2,103
1409	344	37	37	6	NSJ	750	196	30	13	NSJ	NSJ	NSJ	NSJ	369	29	71	8	222	220	NSJ	0	2,332
1410	263	40	53	3	NSJ	739	137	44	13	NSJ	NSJ	0	NSJ	332	21	35	3	120	12	NSJ	0	1,814
1411	774	54	68	25	NSJ	309	231	30	13	NSJ	NSJ	1	NSJ	326	63	36	16	235	12	NSJ	0	2,195
1412	774	54	68	25	NSJ	309	231	30	10	NSJ	NSJ	1	NSJ	326	63	36	16	235	12	NSJ	0	2,192
1413	358	33	36	10	NSJ	324	307	28	13	NSJ	NSJ	0	NSJ	464	86	45	40	434	12	NSJ	0	2,191
1414	391	39	3	3	NSJ	469	392	36	5	NSJ	NSJ	0	NSJ	411	99	45	29	299	12	NSJ	0	2,232
1415	205	29	8	0	NSJ	133	121	27	9	NSJ	NSJ	0	NSJ	166	16	57	16	197	12	NSJ	0	996
1416	547	55	37	5	NSJ	346	164	13	4	NSJ	NSJ	0	NSJ	132	2	34	12	176	12	NSJ	0	1,537
1417	640	92	35	24	NSJ	404	127	15	10	NSJ	NSJ	0	NSJ	323	7	29	8	174	25	NSJ	0	1,912
1418	643	11	17	9	NSJ	451	189	5	7	NSJ	NSJ	0	NSJ	217	6	29	2	166	13	NSJ	0	1,765
1419	1,008	67	10	21	NSJ	784	386	32	26	NSJ	NSJ	0	NSJ	368	62	29	13	166	13	NSJ	0	2,983
1420	1,008	67	10	21	NSJ	784	386	32	26	NSJ	NSJ	0	NSJ	368	62	29	13	166	13	NSJ	0	2,983
1421	842	39	10	116	NSJ	830	244	22	22	NSJ	NSJ	0	NSJ	269	95	56	4	162	13	NSJ	0	2,725
1422	283	37	10	26	NSJ	477	215	7	3	NSJ	NSJ	0	NSJ	150	22	38	4	163	13	NSJ	0	1,448
1423	540	74	10	21	NSJ	628	339	26	8	NSJ	NSJ	0	NSJ	246	88	58	3	203	13	NSJ	0	2,257
1424	540	74	10	21	NSJ	628	339	26	8	NSJ	NSJ	0	NSJ	246	88	58	3	203	13	NSJ	0	2,257
1425	797	112	3	17	NSJ	779	462	45	12	NSJ	NSJ	0	NSJ	341	153	78	2	243	13	NSJ	0	3,059
1426	758	66	16	21	NSJ	709	263	28	25	NSJ	NSJ	0	NSJ	315	41	0	0	145	0	NSJ	0	2,385
1427	602	52	12	15	NSJ	667	185	39	13	NSJ	NSJ	2	NSJ	269	72	8	0	142	0	NSJ	14	2,092
1428	446	38	8	10	NSJ	625	107	51	13	NSJ	NSJ	2	NSJ	223	103	17	0	140	0	NSJ	14	1,795
1429	244	4	1	6	NSJ	369	182	43	13	NSJ	NSJ	3	NSJ	118	26	12	2	122	0	NSJ	14	1,158
1430	701	44	10	11	NSJ	885	137	44	13	NSJ	NSJ	7	NSJ	208	122	4	0	254	0	NSJ	14	2,452
1431	399	68	13	38	NSJ	658	206	38	13	NSJ	NSJ	7	NSJ	191	105	30	4	189	0	NSJ	14	1,971
1432	583	94	6	29	NSJ	550	156	38	13	NSJ	NSJ	7	NSJ	235	114	23	4	179	0	NSJ	14	2,043
1433	583	94	6	29	NSJ	550	156	38	13	NSJ	NSJ	7	NSJ	235	114	23	7	179	0	NSJ	14	2,047
1434	767	119	0	20	NSJ	441	105	38	13	NSJ	NSJ	7	NSJ	279	124	17	7	169	0	NSJ	14	2,118
1435	224	77	15	6	NSJ	417	118	3	13	NSJ	NSJ	4	NSJ	41	41	13	7	142	59	NSJ	27	1,207

**A2-3a: Hides (dakers)**

Date	Edlin.	Hadd.	Dunbar	N. Ber.	Preston	Linlith.	Stir.	Inverk.	King.	Burnt.	Dysart	Crail	Pitten.	Perth	Dundee	Mont.	Arb.	Aberd.	Ayr	Irvine	Dumb.	Total
1436	560	59	14	7	NSJ	421	137	16	13	NSJ	NSJ	4	NSJ	123	79	30	7	247	59	NSJ	14	1,789
1437	897	40	14	9	NSJ	425	156	30	13	NSJ	NSJ	4	NSJ	123	79	47	7	247	117	NSJ	14	2,221
1438	1,126	86	14	9	NSJ	449	238	30	13	NSJ	NSJ	4	NSJ	204	117	30	7	351	117	NSJ	14	2,808
1439	771	36	16	11	NSJ	449	238	30	13	NSJ	NSJ	4	NSJ	230	142	30	21	398	66	NSJ	14	2,468
1440	771	36	16	11	NSJ	449	238	30	13	NSJ	NSJ	4	NSJ	230	142	30	21	268	15	NSJ	0	2,273
1441	771	36	11	11	NSJ	449	238	30	13	NSJ	NSJ	4	NSJ	135	125	30	21	239	57	NSJ	0	2,168
1442	417	31	8	11	NSJ	449	238	30	13	NSJ	NSJ	4	NSJ	71	93	30	8	87	57	NSJ	0	1,547
1443	411	40	19	18	NSJ	449	238	30	13	NSJ	NSJ	1	NSJ	114	100	24	8	207	57	237	0	1,966
1444	405	11	15	15	NSJ	449	238	13	13	NSJ	NSJ	1	NSJ	79	89	44	8	136	20	70	0	1,605
1445	686	18	1	10	NSJ	449	238	13	13	NSJ	NSJ	1	NSJ	232	127	39	8	137	43	41	0	2,057
1446	736	85	3	25	NSJ	473	320	50	1	NSJ	NSJ	1	NSJ	247	192	21	9	158	301	41	0	2,663
1447	671	70	20	25	NSJ	285	290	54	1	NSJ	NSJ	1	NSJ	283	183	14	9	267	405	41	68	2,687
1448	683	31	7	11	NSJ	125	224	32	2	NSJ	NSJ	1	NSJ	262	127	14	6	284	207	91	68	2,176
1449	703	68	1	49	NSJ	176	136	17	0	NSJ	NSJ	1	NSJ	160	53	30	6	234	189	36	68	1,927
1450	1,088	68	7	30	NSJ	340	212	33	0	NSJ	NSJ	1	NSJ	222	104	17	6	165	152	36	68	2,549
1451	1,795	46	10	28	NSJ	424	250	40	0	NSJ	NSJ	8	NSJ	251	126	17	7	233	202	36	137	3,608
1452	741	16	2	10	NSJ	244	179	22	0	NSJ	NSJ	1	NSJ	76	118	8	7	190	202	82	79	1,976
1453	719	9	1	5	NSJ	219	183	34	2	NSJ	NSJ	1	NSJ	125	118	8	7	106	251	82	79	1,949
1454	2,198	58	0	25	NSJ	402	273	59	2	NSJ	NSJ	1	NSJ	338	213	14	7	639	251	82	79	4,641
1455	1,666	78	3	17	NSJ	191	132	48	2	NSJ	NSJ	1	NSJ	215	209	20	7	375	81	52	274	3,370
1456	989	47	0	11	NSJ	121	138	18	2	NSJ	NSJ	1	NSJ	100	199	26	7	190	81	43	102	2,073
1457	736	61	10	16	NSJ	195	135	52	2	NSJ	NSJ	1	NSJ	64	188	11	7	112	35	43	102	1,771
1458	601	36	7	20	NSJ	123	65	22	2	NSJ	NSJ	1	NSJ	47	127	30	7	133	89	43	22	1,377
1459	300	20	3	30	NSJ	111	58	20	4	NSJ	NSJ	1	NSJ	67	148	30	7	250	14	7	22	1,090
1460	628	29	10	29	NSJ	240	194	61	4	NSJ	NSJ	1	NSJ	118	247	42	7	137	14	7	22	1,791
1461	423	55	6	24	NSJ	216	185	35	1	NSJ	NSJ	1	NSJ	73	72	7	7	145	43	7	83	1,384
1462	672	34	2	12	NSJ	376	175	35	1	NSJ	NSJ	1	NSJ	110	128	17	7	312	43	7	83	2,014
1463	617	51	23	11	NSJ	313	121	26	1	NSJ	NSJ	1	NSJ	76	48	12	7	111	67	7	83	1,574
1464	349	23	14	24	NSJ	145	56	18	1	NSJ	0	1	NSJ	45	87	8	7	91	67	7	83	1,026

**A2-3a: Hides (dakers)**

Date	Edin.	Hadd.	Dunbar	N. Ber.	Preston	Linlith.	Stir.	Inverk.	King.	Burnt.	Dysart	Crail	Pitten.	Perth	Dundee	Mont.	Arb.	Aberd.	Ayr	Irvine	Dumb.	Total
1465	444	22	29	20	NSJ	199	188	47	5	NSJ	0	1	NSJ	135	169	19	7	78	93	39	60	1,554
1466	849	48	11	24	NSJ	256	104	27	5	NSJ	0	1	NSJ	124	187	2	7	160	97	39	60	2,000
1467	250	27	0	21	NSJ	145	47	21	4	NSJ	0	1	NSJ	71	129	7	7	106	93	39	60	1,028
1468	178	2	0	4	NSJ	35	89	29	4	NSJ	0	1	NSJ	21	95	8	7	45	114	39	174	846
1469	308	11	5	10	NSJ	180	58	27	4	NSJ	0	1	NSJ	33	116	4	7	70	136	39	82	1,091
1470	345	10	2	7	NSJ	96	86	33	4	NSJ	0	0	NSJ	23	115	2	7	96	100	53	58	1,038
1471	383	9	0	4	NSJ	13	113	39	4	NSJ	0	0	NSJ	13	113	0	7	122	64	53	34	970
1472	457	11	3	4	NSJ	17	82	38	2	NSJ	0	3	0	13	138	2	7	41	43	17	34	912
1473	532	13	5	5	NSJ	22	51	38	0	NSJ	0	3	0	13	163	2	8	41	22	17	34	967
1474	749	59	4	7	NSJ	117	38	44	2	NSJ	0	3	0	60	251	18	8	137	47	17	11	1,571
1475	1,147	51	7	18	NSJ	55	58	68	2	NSJ	0	3	0	148	238	21	8	134	66	95	11	2,130
1476	1,508	56	12	18	NSJ	97	110	37	2	NSJ	0	3	0	130	285	17	8	201	66	95	18	2,664
1477	1,260	59	5	18	NSJ	154	50	62	3	NSJ	0	3	0	135	279	17	6	184	164	39	18	2,454
1478	1,225	109	2	2	NSJ	81	72	12	8	NSJ	0	6	0	13	133	32	6	85	298	154	214	2,452
1479	1,500	51	2	30	0	86	92	89	24	NSJ	0	6	0	176	261	32	21	137	193	127	33	2,859
1480	974	32	2	0	0	37	12	42	10	NSJ	2	6	0	24	152	24	4	152	67	59	62	1,659
1481	696	27	7	24	NSJ	32	5	15	20	NSJ	0	3	0	41	91	9	11	14	163	1	0	1,157
1482	1,610	98	6	22	NSJ	89	25	33	36	NSJ	0	3	0	102	221	34	21	223	53	37	14	2,590
1483	895	58	6	15	NSJ	72	40	31	21	NSJ	0	3	0	112	188	46	10	93	95	37	17	1,740
1484	664	32	6	8	NSJ	52	28	13	11	NSJ	0	3	0	93	133	24	7	138	56	70	102	1,440
1485	748	25	6	0	NSJ	96	46	10	23	NSJ	0	3	0	92	152	19	12	138	56	35	151	1,611
1486	379	5	6	0	NSJ	8	24	0	3	NSJ	0	3	0	55	44	9	12	36	62	0	35	680
1487	578	2	6	0	NSJ	0	43	0	0	NSJ	0	0	0	3	70	11	14	22	82	0	2	832
1488	1,105	12	6	3	NSJ	41	43	6	0	NSJ	0	4	0	59	156	11	4	89	35	16	1	1,589
1489	933	10	6	0	NSJ	26	80	12	12	NSJ	1	7	0	89	138	22	13	221	35	16	1	1,623
1490	1,177	20	6	4	NSJ	15	59	0	12	NSJ	24	7	0	84	113	22	13	92	35	16	1	1,700
1491	1,243	12	6	26	NSJ	7	62	0	8	NSJ	42	0	0	84	175	22	9	25	88	16	0	1,823
1492	1,801	10	0	4	NSJ	89	51	0	8	NSJ	12	0	0	43	130	22	9	101	148	16	17	2,460
1493	1,564	42	0	5	NSJ	73	84	0	8	NSJ	22	0	0	62	121	22	10	87	67	32	17	2,216

**A2-3a: Hides (dakers)**

Date	Edin.	Hadd.	Dunbar	N. Ber.	Preston	Linlith.	Stir.	Inverk.	King.	Burnt.	Dysart	Craik	Pitten.	Perth	Dundee	Mont.	Arb.	Aberd.	Ayr	Irvine	Dumb.	Total
1494	1,615	47	6	2	NSJ	23	56	0	8	NSJ	6	0	0	83	108	22	25	48	67	32	17	2,164
1495	846	9	0	8	NSJ	8	74	0	8	NSJ	15	0	0	43	144	22	4	63	83		17	1,344
1496	1,455	24	0	4	NSJ	21	86	11	10	NSJ	5	3	0	79	159	34	30	80	208	62	17	2,287
1497	1,398	22	3	0	NSJ	23	41	3	16	NSJ	8	8	11	49	170	27	11	73	0	62	17	1,940
1498	2,963	54	3	5	NSJ	18	136	3	21	NSJ	8	5	0	103	211	49	18	165	469	62	17	4,307
1499	2,169	14	0	8	NSJ	18	223	1	7	NSJ	12	0	0	68	251	45	15	64	167	62	34	3,158
1500	480	14	0	9	NSJ	56	96	1	8	NSJ	4	16	0	64	198	41	25	128	252	62	34	1,485
1501	781	20	0	4	NSJ	50	136	0	8	NSJ	7	9	1	76	154	25	25	78	280		106	1,759
1502	708	0	0	0	NSJ	44	86	1	8	NSJ	9	2	6	56	94	7	14	55	166	38	64	1,359
1503	1,020	22	0	0	NSJ	83	333	2	7	NSJ	48	2	0	110	189	5	7	37	378	0	157	2,400
1504	1,649	55	0	0	NSJ	73	280	5	6	NSJ	24	2	2	164	354	87	19	129	351	95	99	3,393
1505	960	42	0	11	NSJ	61	89	4	7	NSJ	0	4	0	147	202	41	16	79	244	47	199	2,153
1506	938	10	7	11	NSJ	16	146	3	5	NSJ	29	2	0	102	194	21	30	97	119		49	1,777
1507	1,012	8	7	11	NSJ	21	201	5	5	NSJ	29	4	0	125	194	16	30	44	146	14	147	2,017
1508	1,414	35	7	11	NSJ	69	256	7	5	NSJ	29	1	0	125	194	22	30	221	217	207	279	3,127
1509	1,698	35	13	6	NSJ	121	358	10	5	NSJ	29	0	2	125	194	42	30	280	294	121	153	3,514
1510	1,486	35	0	9	NSJ	121	116	6	5	NSJ	29	0	0	125	185	21	13	171	220	107	70	2,717
1511	1,904	35	0	0	NSJ	173	177	11	5	NSJ	29	0	0	148	391	25	40	132	294	117	79	3,558
1512	2,157	35	0	0	NSJ	155	147	0	5	NSJ	29	0	0	173	279	16	35	137	240	124	145	3,677
1513	1,024	61	0	0	NSJ	41	20	0	5	NSJ	29	0	0	59	120	13	35	82	444	157	367	2,454
1514	902	69	0	0	NSJ	65	92	0	5	NSJ	29	NSJ	0	70	292	0	29	131	227	146	226	2,283
1515	1,619	54	0	0	NSJ	156	225	0	5	NSJ	29	NSJ	0	145	234	14	7	131	605	171	152	3,546
1516	1,500	54	0	0	NSJ	79	97	0	5	NSJ	29	NSJ	0	120	261	22	41	132	289	83	152	2,865
1517	1,421	119	0	0	NSJ	79	80	5	5	NSJ	29	NSJ	0	127	246	23	33	107	115	85	5	2,479
1518	1,285	91	0	0	NSJ	79	120	6	5	NSJ	29	NSJ	0	169	276	31	25	124	296	96	162	2,792
1519	1,658	143	0	0	NSJ	79	120	4	5	NSJ	29	NSJ	0	220	328	24	12	146	412	100	162	3,442
1520	1,659	143	0	0	NSJ	79	120	4	5	NSJ	29	NSJ	0	220	328	24	12	146	412	100	162	3,442
1521	1,659	153	0	0	NSJ	79	120	8	5	NSJ	29	NSJ	7	220	204	27	12	146	412	100	162	3,342
1522	1,659	81	0	0	NSJ	79	120	8	5	NSJ	29	NSJ	7	155	214	43	12	105	412	49	162	3,139

**A2-3a: Hides (dakers)**

Date	Edlin.	Hadd.	Dunbar	N. Ber.	Preston	Linlith.	Stir.	Inverk.	King.	Burnt.	Dysart	Crail	Pitten.	Perth	Dundee	Mont.	Arb.	Aberd.	Ayr	Irvine	Dumb.	Total
1523	1,660	85	0	0	NSJ	79	120	3	5	NSJ	29	NSJ	8	44	232	59	10	105	153	49	20	2,659
1524	1,660	85	0	0	NSJ	79	120	3	5	NSJ	29	NSJ	8	44	232	59	10	105	153	49	20	2,659
1525	1,087	74	0	0	NSJ	3	120	3	5	NSJ	29	NSJ	2	47	267	11	10	110	97	37	20	1,920
1526	1,484	68	0	0	NSJ	27	120	3	5	NSJ	29	NSJ	53	92	316	67	10	133	170	83	77	2,734
1527	1,756	58	0	0	NSJ	27	120	3	5	NSJ	29	NSJ	30	131	424	69	10	166	128	51	20	3,027
1528	1,757	12	0	0	NSJ	27	120	3	5	NSJ	29	NSJ	30	128	303	26	10	205	128	51	20	2,854
1529	1,702	98	0	0	NSJ	27	120	3	5	NSJ	29	NSJ	56	116	288	60	10	113	128	51	5	2,810
1530	1,678	131	0	0	NSJ	27	120	3	5	NSJ	29	NSJ	6	125	170	36	10	126	128	51	8	2,651
1531	1,323	131	0	0	NSJ	27	120	3	5	NSJ	29	NSJ	19	119	138	39	10	152	128	51	8	2,301
1532	2,065	133	0	7	NSJ	50	160	3	5	NSJ	29	NSJ	27	177	268	50	10	202	128	51	10	3,373
1533	1,567	109	0	0	NSJ	23	113	3	5	NSJ	58	NSJ	0	47	185	37	10	118	128	51	33	2,488
1534	2,796	188	0	0	NSJ	71	113	3	5	NSJ	58	NSJ	6	344	352	109	10	162	128	51	19	4,415
1535	2,344	160	0	0	NSJ	106	211	3	5	NSJ	69	NSJ	26	150	335	56	10	150	128	51	49	3,853
1536	2,529	142	0	0	NSJ	94	198	3	5	NSJ	69	NSJ	18	113	251	38	10	152	86	51	49	3,807
1537	2,714	124	0	0	NSJ	82	184	3	5	NSJ	69	NSJ	10	76	168	20	10	154	86	19	49	3,772
1538	3,035	214	0	0	NSJ	71	224	0	5	NSJ	69	NSJ	46	136	285	28	10	124	86	123	49	4,504
1539	2,406	188	0	0	NSJ	79	193	4	2	NSJ	69	NSJ	24	105	270	24	10	206	86	80	78	3,824
1540	1,800	150	0	0	NSJ	80	184	11	0	NSJ	81	NSJ	49	199	401	18	10	205	213	150	173	3,722
1541	1,990	129	0	0	NSJ	90	140	2	0	NSJ	57	NSJ	64	174	273	34	10	136	228	66	20	3,408
1542	2,772	108	0	0	21	90	156	4	0	0	59	NSJ	53	90	166	14	10	61	146	80	2	3,830
1543	1,610	44	0	0	21	62	67	4	0	24	82	NSJ	13	85	22	2	10	13	156	54	87	2,355
1544	1,760	135	0	0	21	96	209	4	4	24	77	NSJ	22	80	245	8	10	40	156	49	87	3,024
1545	1,760	64	0	0	0	93	175	4	4	24	77	NSJ	22	60	228	8	10	40	156	49	87	2,859
1546	1,760	1	0	0	0	93	168	3	4	24	77	NSJ	11	60	92	8	10	36	156	49	87	2,638
1547	867	1	0	0	0	93	168	3	4	24	41	NSJ	1	60	158	8	10	36	156	49	87	1,766
1548	867	1	0	0	0	93	168	3	4	24	41	NSJ	2	23	107	34	10	36	156	49	87	1,705
1549	867	1	0	0	0	93	168	3	4	24	41	NSJ	2	23	107	34	10	36	156	49	87	1,705
1550	867	1	0	0	0	93	168	3	4	24	41	NSJ	2	23	56	34	10	36	156	49	87	1,654
1551	1,795	1	0	0	0	93	168	3	21	24	41	NSJ	11	75	163	42	10	68	156	49	87	2,807

**A2-3a: Hides (dakers)**

Date	Edin.	Hadd.	Dunbar	N. Ber.	Preston	Linlith.	Stir.	Inverk.	King.	Burnt.	Dysart	Crail	Pitten.	Perth	Dundee	Mont.	Arb.	Aberd.	Ayr	Irvine	Dumb.	Total
1552	1,771	23	0	0	0	93	168	3	39	24	41	NSJ	1	87	235	42	10	95	156	49	87	2,923
1553	1,707	23	0	0	0	93	168	3	10	24	41	NSJ	6	57	255	36	10	95	156	49	87	2,818
1554	2,448	20	0	0	0	93	168	3	6	24	41	NSJ	0	38	255	49	10	95	156	49	87	3,542
1555	2,420	10	0	0	0	93	162	3	27	24	41	NSJ	2	42	275	40	10	121	166	44	173	3,652
1556	3,253	21	0	0	0	111	126	3	37	2	69	NSJ	1	101	386	26	7	142	109	21	206	4,620
1557	2,384	25	0	0	0	107	165	3	59	0	41	NSJ	22	161	304	37	13	48	92	62	58	3,580
1558	1,662	3	0	0	0	62	98	3	20	0	33	NSJ	1	12	75	8	12	48	92	29	58	2,216
1559	1,890	19	0	0	0	38	152	3	14	0	66	NSJ	0	97	172	7	7	70	53	15	58	2,661
1560	1,760	6	0	0	0	19	152	3	14	0	17	NSJ	0	97	88	20	7	70	82	18	29	2,382
1561	2,201	4	0	0	0	19	152	3	15	2	44	NSJ	0	97	77	20	7	70	82	7	29	2,830
1562	1,981	6	0	0	0	0	152	2	20	0	24	NSJ	6	97	91	20	7	70	29	35	29	2,570
1563	917	1	0	0	0	0	152	2	4	0	24	NSJ	2	97	24	20	7	70	12	5	0	1,336
1564	917	13	0	0	0	10	152	4	0	0	30	NSJ	0	97	4	20	7	70	12	50	5	1,392
1565	1,339	13	0	0	0	10	152	4	12	0	30	NSJ	34	97	174	20	7	70	20	7	5	1,995
1566	1,904	13	0	0	0	37	152	5	9	0	37	NSJ	21	97	277	20	7	70	25	13	5	2,693
1567	2,256	13	0	0	0	37	152	5	9	0	37	NSJ	3	97	249	20	7	70	25	13	5	3,000
1568	2,609	13	0	0	0	37	152	5	9	0	37	NSJ	0	97	249	20	7	70	25	13	5	3,350
1569	2,609	13	0	0	0	37	152	5	9	0	37	NSJ	0	97	249	20	7	70	25	13	5	3,350
1570	2,609	13	0	0	0	37	152	5	9	0	53	NSJ	9	97	249	20	7	70	25	13	5	3,374
1571	2,609	13	0	0	0	37	152	5	9	0	53	NSJ	2	97	249	20	7	70	25	13	5	3,368
1572	2,609	13	0	0	0	37	152	5	9	0	53	NSJ	2	97	249	20	7	70	25	13	10	3,373
1573	2,419	13	0	0	0	37	152	3	9	1	53	NSJ	5	97	249	20	2	70	91	13	10	3,245
1574	2,229	26	0	0	0	37	206	3	9	1	68	NSJ	8	182	222	33	2	93	91	19	10	3,240
1575	2,067	1	0	0	0	37	179	2	9	1	16	NSJ	1	181	193	24	2	63	42	19	10	2,847
1576	2,123	25	0	0	0	37	191	2	9	1	4	NSJ	0	153	249	32	2	67	42	16	4	2,957
1577	1,839	37	0	0	0	37	201	0	9	0	2	NSJ	0	106	172	42	3	10	42	16	2	2,518
1578	2,509	26	0	0	0	37	216	0	9	0	4	NSJ	0	130	227	47	1	23	42	16	47	3,333
1579	2,656	50	0	0	0	37	283	6	9	0	1	NSJ	0	109	376	20	0	44	42	16	47	3,696
1580	1,673	69	0	0	0	37	139	1	9	0	4	NSJ	0	117	287	26	0	44	34	16	47	2,503

**A2-3a: Hides (dakers)**

Date	Edin.	Hadd.	Dunbar	N. Ber.	Preston	Linlith.	Stir.	Inverk.	King.	Burnt.	Dysart	Crail	Pitten.	Perth	Dundee	Mont.	Arb.	Aberd.	Ayr	Irvine	Dumb.	Total
1581	2,158	69	0	0	0	37	116	1	9	0	0	NSJ	1	59	196	78	0	40	42	16	74	2,895
1582	2,262	69	0	0	0	37	167	0	9	3	0	NSJ	7	78	256	18	3	34	42	16	157	3,157
1583	-	-	-	-	-	-	-	-	-	-	-	NSJ	-	-	-	-	-	2	51	-	-	-
1584	-	-	-	-	-	-	-	-	-	-	-	NSJ	-	-	-	-	-	0	60	-	-	-
1585	-	-	-	-	-	-	-	-	-	-	-	NSJ	-	-	-	-	-	-	-	-	-	-
1586	-	-	-	-	-	-	-	-	-	-	-	NSJ	-	-	-	28	-	-	-	-	-	-
1587-9	-	-	-	-	-	-	-	-	-	-	-	NSJ	-	-	-	-	-	-	-	-	-	-
1590	1,474	3	1	0	0	0	61	13	0	12	18	NSJ	10	40	116	41	-	42	0	21	26	1,876
1591	1,096	13	1	0	0	0	38	13	0	12	3	NSJ	13	40	123	7	0	32	0	5	26	1,421
1592	1,205	71	1	0	0	0	49	13	0	12	12	NSJ	3	20	123	7	0	1	21	14	26	1,576
1593	1,922	71	0	0	0	0	134	0	0	12	15	NSJ	0	18	56	14	0	10	21	23	26	2,323
1594	3,127	71	0	0	0	0	150	0	0	12	0	NSJ	12	0	121	14	0	44	20	23	26	3,621
1595	3,123	123	0	0	0	0	214	0	0	12	29	NSJ	0	30	131	14	2	97	0	7	26	3,808
1596	1,867	108	0	0	0	0	129	2	0	12	13	NSJ	2	4	52	5	2	45	10	10	26	2,286
1597	1,622	31	0	0	0	0	44	0	0	12	0	NSJ	6	13	57	0	2	6	10	15	0	1,817
1598	2,087	49	0	0	0	0	168	0	0	0	26	NSJ	0	7	47	0	2	4	24	1	0	2,414
1599	2,087	19	0	0	0	0	105	0	0	0	26	NSJ	0	0	47	0	2	4	24	1	0	2,314



**A2-3b: Hides at the poorly represented ports (dakers)**

Date	Berwick T	Cupar	St Andrews	Banff	Inverness	Elgin & Forres	Kirkcudbright	Wigtown
1328	644	62	-	-	471	128	-	0
1329	684	62	-	-	471	128	-	0
1330	723	62	-	-	471	128	-	0
1331	910	62	-	-	471	128	-	0
1332	319	62	-	-	471	128	-	0
1333	491	62	-	-	471	128	-	-
1334	120	-	-	-	471	128	-	-
1335	780	-	-	-	471	128	-	-
1336	860	-	-	-	471	128	-	-
1337	-	-	-	-	471	128	-	-
1338-61	- <sup>1</sup>	-	-	-	-	-	-	-
1362	80	-	206	-	-	263	-	-
1363	80	-	206	-	287	139	-	-
1364	180	-	155	-	287	139	-	-
1365	180	-	186	-	287	134	-	-
1366	180	-	81	-	561	154	-	-
1367	180	-	176	-	318	154	-	-
1368	180	-	148	-	378	185	-	-
1369	180	-	148	-	378	185	-	-
1370	180	-	119	-	437	216	-	-
1371	180	-	210	-	437	216	-	-
1372	340	-	210	-	437	216	-	-
1373	340	-	301	-	-	-	-	-
1374	-	-	175	-	448	-	-	-
1375	-	-	130	-	323	-	-	-
1376	-	-	85	29	452	-	-	-
1377	-	-	64	38	582	-	-	-
					366	-	-	-

<sup>1</sup> Annual hide exports in 1339-40 were 440 dakers, 360 dakers in 1342, 460 dakers in 1351-57, and 280 dakers in 1358-60.

**A2-3b: Hides at the poorly represented ports (dakers)**

Date	Berwick T	Cupar	St Andrews	Banff	Inverness	Elgin & Forres	Kirkcudbright	Wigtown
1378	-	-	44	<u>38</u>	163	-	-	-
1379	-	-	136	<u>38</u>	288	-	-	-
1380	-	-	113	<u>38</u>	442	-	-	-
1381	-	-	113	<u>38</u>	<u>578</u>	-	-	-
1382	-	-	161	47	<u>578</u>	-	-	-
1383	-	126	191	<u>29</u>	714	-	-	-
1384	-	<u>134</u>	<u>135</u>	<u>29</u>	<u>502</u>	-	-	-
1385	-	141	78	<u>29</u>	290	-	-	-
1386	-	21	96	<u>29</u>	40	-	-	-
1387	-	219	65	<u>29</u>	40	-	-	-
1388	-	101	58	<u>29</u>	-	-	-	-
1389	-	92	89	<u>29</u>	-	-	-	-
1390	-	74	44	11	-	-	-	-
1391	-	47	33	27	-	-	-	-
1392	-	108	52	-	-	-	-	-
1393	-	61	10	-	-	-	-	-
1394	-	44	42	-	-	-	-	-
1395	-	91	78	-	-	-	-	-
1396	-	101	46	-	-	-	-	-
1397	-	91	45	-	-	-	-	-
1398	-	158	62	-	-	-	-	-
1399	-	99	41	-	-	-	-	-
1400	-	73	22	-	-	-	-	-
1401	-	83	16	-	-	-	-	-
1402	-	74	15	-	-	-	-	-
1403	-	84	25	-	-	-	-	-
1404	-	79	25	-	-	-	-	-
1405	-	96	22	-	-	-	-	-
1406	-	96	-	-	871	-	-	-

**A2-3b: Hides at the poorly represented ports (dakers)**

Date	Berwick T	Cupar	St Andrews	Banff	Inverness	Elgin & Forres	Kirkcudbright	Wigtown
1407	-	78	-	-	<u>512</u>	-	-	-
1408	-	77	-	-	<u>512</u>	-	-	-
1409	-	86	-	-	<u>512</u>	-	-	-
1410	-	37	-	-	153	-	-	-
1411	-	40	-	-	268	-	-	-
1412	-	40	-	-	268	-	-	-
1413	-	14	-	-	268	-	-	-
1414	-	42	-	-	546	-	-	-
1415	-	15	-	-	546	-	-	-
1416	-	15	-	-	330	-	-	-
1417	-	22	-	-	404	-	-	-
1418	-	22	-	-	404	-	-	-
1419	-	27	-	-	<u>416</u>	-	-	-
1420	-	27	-	-	<u>416</u>	-	-	-
1421	-	29	-	-	<u>416</u>	-	-	-
1422	-	17	-	-	<u>416</u>	-	-	-
1423	-	<u>27</u>	-	-	<u>416</u>	-	-	-
1424	-	<u>27</u>	-	-	<u>416</u>	-	-	-
1425	-	38	-	41	429	-	-	-
1426	-	29	-	8	<u>268</u>	-	-	-
1427	-	<u>31</u>	-	<u>6</u>	<u>268</u>	-	-	-
1428	-	32	-	5	107	-	-	-
1429	-	22	-	6	224	0	-	-
1430	-	23	-	21	0	37	-	-
1431	-	23	-	<u>31</u>	189	37	-	-
1432	-	<u>20</u>	-	<u>31</u>	<u>246</u>	40	-	-
1433	-	<u>20</u>	-	<u>31</u>	302	40	-	-
1434	-	17	-	41	302	42	107	-
1435	-	3	-	-	140	42	143	-

**A2-3b: Hides at the poorly represented ports (dakers)**

Date	Berwick T	Cupar	St Andrews	Banff	Inverness	Elgin & Forres	Kirkcudbright	Wigtown
1436	-	<u>4</u>	-	-	<u>252</u>	<u>35</u>	-	-
1437	-	<u>4</u>	-	-	365	<u>35</u>	-	-
1438	-	<u>4</u>	-	-	365	<u>35</u>	-	-
1439	-	<u>4</u>	-	-	365	<u>35</u>	-	-
1440	-	<u>4</u>	-	-	365	<u>35</u>	-	-
1441	-	<u>4</u>	-	-	365	<u>35</u>	-	-
1442	-	<u>4</u>	-	-	365	<u>35</u>	-	-
1443	-	<u>4</u>	-	-	365	<u>35</u>	-	-
1444	-	<u>4</u>	-	-	365	<u>35</u>	-	-
1445	-	<u>4</u>	-	-	365	<u>35</u>	-	-
1446	-	26	-	-	508	<u>35</u>	-	-
1447	-	43	-	-	508	<u>35</u>	-	-
1448	-	34	-	-	165	<u>35</u>	-	-
1449	-	18	-	-	148	<u>35</u>	-	-
1450	-	33	-	-	148	<u>35</u>	-	-
1451	-	40	-	0	328	<u>35</u>	-	-
1452	-	49	-	-	234	<u>35</u>	-	-
1453	-	26	-	-	234	<u>35</u>	-	-
1454	-	63	-	-	234	<u>35</u>	-	-
1455	-	64	-	-	451	<u>35</u>	-	-
1456	-	13	-	-	132	27	245	-
1457	-	36	-	-	132	<u>14</u>	314	-
1458	-	40	-	-	397	<u>14</u>	208	-
1459	-	50	-	-	171	<u>14</u>	31	-
1460	-	58	-	-	171	<u>14</u>	145	-
1461	-	39	-	-	226	<u>14</u>	<u>136</u>	-
1462	-	62	-	-	226	<u>14</u>	127	0
1463	-	24	-	-	226	<u>14</u>	127	0
1464	-	27	-	-	226	<u>14</u>	118	<u>12</u>

**A2-3b: Hides at the poorly represented ports (dakers)**

Date	Berwick T	Cupar	St Andrews	Banff	Inverness	Elgin & Forres	Kirkcudbright	Wigtown
1465	-	33	-	-	182	14	153	12
1466	10	28	-	-	177	14	151	12
1467	0	13	-	-	65	14	187	12
1468	0	7	-	-	79	0	174	12
1469	0	16	-	-	79	0	98	12
1470	0	18	-	-	79	0	92	24
1471	0	21	-	-	79	0	92	24
1472	0	13	-	-	86	0	120	74
1473	0	4	91	-	94	0	147	74
1474	2	81	50	-	78	0	62	74
1475	2	5	111	-	78	0	85	74
1476	2	62	-	0	62	0	296	74
1477	5	35	-	0	17	14	325	74
1478	0	9	-	0	27	10	115	125
1479	0	61	-	0		38	97	62
1480	0	42	-	0	49	0	58	39
1481	15	30	-	0		60	40	39
1482	-	47	-	0		60	71	
1483	-	48	-	0		60	71	
1484	-	32	-	0		60	46	8
1485	-	37	-	0		60	46	8
1486	-	9	-	1	15 <sup>2</sup>		46	8
1487	-	5	-	2	21 <sup>3</sup>	2	2	30
1488	-	13	-	2	21 <sup>3</sup>		5	30
1489	-	17	-	2	21 <sup>3</sup>		5	15
1490	-	19	-	2	21 <sup>3</sup>		5	49
1491	-	23	-	2	21 <sup>3</sup>		5	49

<sup>1</sup> See Inverness, Elgin and Forres.

<sup>2</sup> Customs of Inverness, Elgin, Forres and Banff.

**A2-3b: Hides at the poorly represented ports (dakers)**

Date	Berwick T	Cupar	St Andrews	Banff	Inverness	Elgin & Forres	Kirkcudbright	Wigtown
1492	-	0	-	- <sup>2</sup>	<u>21</u> <sup>3</sup>	26	26	32
1493	-	5	-	- <sup>2</sup>	<u>21</u> <sup>3</sup>	26	26	32
1494	-	22	-	- <sup>2</sup>	<u>21</u> <sup>3</sup>	66	66	0
1495	-	10	-	-	27	1	1	0
1496	-	23	-	-	27	19	19	45
1497	-	14	-	-	27	22	22	44
1498	-	14	-	-	26	40	40	50
1499	-	4	-	-	26	67	67	58
1500	-	4	-	-	34		106	
1501	-	4	-	5	38	93	93	30
1502	-	7	-	5	<u>70</u>	58	58	30
1503	-	10	-	5	<u>70</u>	58	58	30
1504	-	-	-	1	<u>70</u>	67	67	<u>52</u>
1505	-	-	-	1	102	96	96	<u>52</u>
1506	-	-	-	1	-	<u>128</u>	<u>128</u>	<u>52</u>
1507	-	-	-	5	-	<u>128</u>	<u>128</u>	<u>52</u>
1508	-	-	-	5	-	<u>128</u>	<u>128</u>	<u>52</u>
1509	-	-	-	5	-	<u>128</u>	<u>128</u>	<u>52</u>
1510	-	-	-	-	-	160	160	<u>52</u>
1511	-	-	-	-	-	36	36	74
1512	-	-	-	-	-		<u>163</u>	
1513	-	-	-	-	-		218	
1514	-	-	-	-	-	85	85	91
1515	-	-	-	-	-	85	85	91
1516	-	-	-	-	-	30	30	75
1517	-	-	-	-	-	1	1	24
1518	-	-	-	5	66	1	1	-
1519	-	-	-	5	85	1	1	-
1520	-	-	-	5	85	1	1	-

**A2-3b: Hides at the poorly represented ports (dakers)**

Date	Berwick T	Cupar	St Andrews	Banff	Inverness	Elgin & Forres	Kirkcudbright	Wigtown
1521	-	-	-	-	61	-	1	-
1522	-	-	-	-	61	-	1	-
1523	-	-	-	-	-	-	1	-
1524	-	-	-	-	-	-	1	-
1525	-	29	-	-	-	-	0	-
1526	-	22	-	-	-	-	0	-
1527	-	-	-	-	-	-	0	-
1528	-	-	-	-	-	-	0	-
1529	-	-	-	-	-	-	0	-
1530	-	-	-	-	-	-	0	-
1531	-	-	-	-	-	-	0	-
1532	-	-	-	-	-	-	0	-
1533	-	-	-	-	-	-	0	-
1534	-	-	-	-	-	-	0	-
1535	-	-	-	-	-	-	0	-
1536	-	-	-	-	-	-	0	-
1537	-	-	-	-	-	-	0	-
1538	-	-	-	-	41	-	0	-
1539	-	-	-	6	8	-	0	-
1540	-	-	-	14	55	-	0	18
1541	-	-	-	5	25	-	0	0
1542	-	-	-	5	18	-	0	29
1543	-	-	-	0	-	-	-	0
1544	-	-	-	-	-	-	-	10
1545	-	-	-	-	-	-	-	10
1546	-	-	-	-	-	-	-	10
1547	-	-	-	-	-	-	-	10
1548	-	-	-	-	-	-	-	10
1549	-	-	-	-	-	-	-	10

**A2-3b: Hides at the poorly represented ports (dakers)**

Date	Berwick T	Cupar	St Andrews	Banff	Inverness	Elgin & Forres	Kirkcudbright	Wigtown
1550	-	-	-	-	-	-	-	10
1551	-	-	-	-	-	-	-	10
1552	-	-	-	-	-	-	-	10
1553	-	-	-	-	-	-	-	-
1554	-	-	-	-	-	-	-	-
1555	-	-	-	-	-	-	-	-
1556	-	55	-	-	-	39	4	-
1557	-	55	-	1	-	19	4	-
1558	-	42	-	1	-	2	4	-
1559	-	75	-	-	-	0	4	-
1560	-	14	-	-	-	-	4	-
1561	-	14	-	-	-	-	4	-
1562	-	23	-	-	-	-	4	-
1563	-	23	-	-	-	-	4	-
1564	-	17	-	-	-	-	4	-
1565	-	75	-	-	-	-	4	-
1566	-	-	-	-	17	-	4	-
1567	-	-	-	-	-	-	4	-
1568	-	-	-	-	-	-	4	-
1569	-	-	-	-	-	-	4	-
1570	-	-	-	-	-	-	4	-
1571	-	-	-	-	-	-	4	-
1572	-	-	-	-	-	-	4	-
1573	-	-	-	-	-	-	4	-
1574	-	17	-	9	-	-	4	-
1575	-	21	-	9	-	-	4	-
1576	-	10	-	9	-	-	4	-
1577	-	7	-	1	-	-	4	-
1578	-	11	-	0	-	-	4	-



**A2-3b: Hides at the poorly represented ports (dakers)**

Date	Berwick T	Cupar	St Andrews	Banff	Inverness	Elgin & Forres	Kirkcudbright	Wigtown
1579	-	22	-	0	-	-	4	-
1580	-	18	-	0	-	-	4	-
1581	-	12	-	0	-	-	4	-
1582	-	8	-	0	-	-	4	-
1583-9	-	-	-	-	-	-	-	-
1590	-	18	0	-	-	-	-	-
1591	-	7	0	-	-	-	-	-
1592	-	6	0	-	-	-	-	-
1593	-	3	0	-	-	-	-	-
1594	-	2	0	-	-	-	-	-
1595	-	0	0	-	-	-	-	-
1596	-	0	0	-	-	-	-	-
1597	-	0	0	-	-	-	-	-
1598	-	0	4	-	-	-	-	-
1599	-	0	0	-	-	-	-	-

**A2-4a: Miscellaneous Fells (sacks)**

Date	Edinburgh	Hadd.	Dunbar	N. Berwick	Linlith.	Stirling	Inverk.	King.	Burnt.	Dysart	Crail	Pitten.	Perth	Dundee	Mont.	Arb.	Aberdeen	Ayr	Irvine	Dumb.
1425	0.8	0.0	0.0	0.3	0.0	0.0	0.0	0.0	NSJ	NSJ	0.0	NSJ	0.0	0.0	0.0	0.0	0.0	0.0	NSJ	0.0
1426	0.0	0.0	0.0	0.1	0.0	0.0	0.0	0.0	NSJ	NSJ	0.0	NSJ	0.0	0.0	0.0	0.0	0.0	0.0	NSJ	0.0
1427	<u>0.0</u>	<u>0.0</u>	<u>0.0</u>	<u>0.1</u>	<u>0.0</u>	<u>0.0</u>	<u>0.0</u>	<u>0.0</u>	NSJ	NSJ	<u>0.0</u>	NSJ	<u>0.0</u>	<u>0.0</u>	<u>0.0</u>	<u>0.0</u>	<u>0.0</u>	<u>0.0</u>	NSJ	<u>0.0</u>
1428	0.0	0.0	0.0	0.0	0.0	0.0	0.0	0.0	NSJ	NSJ	<u>0.0</u>	NSJ	0.0	0.0	0.0	0.0	0.2	0.0	NSJ	<u>0.0</u>
1429	0.0	0.0	0.0	0.0	0.0	0.0	0.0	0.0	NSJ	NSJ	0.0	NSJ	0.0	0.0	0.0	0.0	0.0	0.0	NSJ	<u>0.0</u>
1430	0.0	0.0	0.0	0.0	0.0	0.0	0.0	0.0	NSJ	NSJ	0.0	NSJ	0.0	0.0	0.0	0.0	0.1	0.0	NSJ	<u>0.0</u>
1431	0.0	0.0	0.0	0.1	0.0	0.0	0.0	0.0	NSJ	NSJ	<u>0.0</u>	NSJ	0.0	0.0	0.0	0.4	0.2	0.0	NSJ	<u>0.0</u>
1432	<u>0.0</u>	<u>0.1</u>	<u>0.0</u>	<u>0.1</u>	<u>0.0</u>	<u>0.0</u>	<u>0.0</u>	<u>0.0</u>	NSJ	NSJ	<u>0.0</u>	NSJ	0.0	0.0	0.0	<u>0.4</u>	<u>0.1</u>	<u>0.0</u>	NSJ	<u>0.0</u>
1433	<u>0.0</u>	<u>0.1</u>	<u>0.0</u>	<u>0.1</u>	<u>0.0</u>	<u>0.0</u>	<u>0.0</u>	<u>0.0</u>	NSJ	NSJ	<u>0.0</u>	NSJ	0.0	0.0	0.0	<u>0.7</u>	<u>0.1</u>	<u>0.0</u>	NSJ	<u>0.0</u>
1434	0.0	0.1	0.0	0.1	0.0	0.0	0.0	0.0	NSJ	NSJ	0.0	NSJ	0.0	0.0	0.0	0.7	0.0	0.0	NSJ	<u>0.0</u>
1435	110.4	30.6	2.4	1.9	38.4	5.0	0.8	-	NSJ	NSJ	-	NSJ	7.8	35.6	2.5	0.7	20.1	0.0	NSJ	0.0
1436	<u>136.9</u>	<u>23.2</u>	<u>2.4</u>	<u>1.7</u>	<u>30.3</u>	<u>4.7</u>	<u>0.8</u>	-	NSJ	NSJ	-	NSJ	<u>7.8</u>	<u>35.6</u>	<u>1.9</u>	<u>0.4</u>	<u>20.1</u>	<u>0.0</u>	NSJ	<u>0.0</u>
1437	163.4	15.8	<u>2.4</u>	1.5	22.2	4.4	<u>0.8</u>	-	NSJ	NSJ	-	NSJ	<u>7.8</u>	<u>35.6</u>	1.4	0.0	<u>20.1</u>	0.0	NSJ	<u>0.0</u>
1438	-	-	-	1.5	-	-	-	-	NSJ	NSJ	-	NSJ	-	-	-	-	-	-	NSJ	-
1439-51	-	-	-	-	-	-	-	-	NSJ	NSJ	-	NSJ	-	-	-	-	-	-	-	-
1452	-	-	-	0.8	-	-	0.8	-	NSJ	NSJ	0.0	NSJ	-	-	-	-	-	-	-	-
1453	-	-	0.9	2.5	-	-	2.2	-	NSJ	NSJ	0.0	NSJ	-	-	-	-	-	-	-	-
1454	-	-	0.0	2.0	-	-	1.1	-	NSJ	NSJ	<u>0.0</u>	NSJ	-	-	-	-	-	-	-	-
1455	-	-	0.0	1.4	-	-	1.0	-	NSJ	NSJ	<u>0.0</u>	NSJ	-	-	-	-	-	-	-	-
1456	-	-	0.0	1.4	-	-	0.9	-	NSJ	NSJ	<u>0.0</u>	NSJ	-	-	-	-	-	-	-	-
1457	-	-	0.0	1.5	-	-	2.1	-	NSJ	NSJ	<u>0.0</u>	NSJ	-	-	-	-	-	-	-	-
1458	-	-	0.0	2.2	-	-	2.3	-	NSJ	NSJ	<u>0.0</u>	NSJ	-	-	-	-	-	-	-	-
1459	-	-	0.0	3.6	-	-	2.7	-	NSJ	NSJ	<u>0.0</u>	NSJ	-	-	-	-	-	-	-	-
1460	-	-	0.0	4.3	-	-	1.6	-	NSJ	NSJ	<u>0.0</u>	NSJ	-	-	-	-	-	-	-	-
1461	-	-	0.0	1.5	-	-	1.3	-	NSJ	NSJ	<u>0.0</u>	NSJ	-	-	-	-	-	-	-	-
1462	-	-	0.0	1.7	-	-	1.3	-	NSJ	NSJ	<u>0.0</u>	NSJ	-	-	-	-	-	-	-	-
1463	-	-	0.0	0.8	-	-	1.1	-	NSJ	NSJ	<u>0.0</u>	NSJ	-	-	-	-	-	-	-	-
1464	-	-	1.4	2.2	-	-	3.1	-	NSJ	NSJ	<u>0.0</u>	NSJ	-	-	-	-	-	-	-	-
1465	-	-	0.1	3.6	-	-	1.6	-	NSJ	NSJ	<u>0.0</u>	NSJ	-	-	-	-	-	-	-	-

**A2-4a: Miscellaneous Fells (sacks)**

Date	Edinburgh	Hadd.	Dunbar	N. Berwick	Linlith.	Stirling	Inverk.	King.	Burnt.	Dysart	Crail	Pitten.	Perth	Dundee	Mont.	Arb.	Aberdeen	Ayr	Irvine	Dumb.
1466	-	-	0.9	2.4	-	-	2.3	-	NSJ	NSJ	0.0	NSJ	-	-	-	-	-	-	-	-
1467	-	-	1.1	1.5	-	-	2.4	-	NSJ	NSJ	0.0	NSJ	-	-	-	-	-	-	-	-
1468	-	-	1.9	2.3	(2.7)	-	1.9	-	NSJ	NSJ	0.0	NSJ	-	-	-	-	-	-	-	-
1469	(12.6)	(0)	2.4	4.1	(5.3)	(0)	1.9	-	NSJ	NSJ	0.0	NSJ	(0)	(0)	(0)	(0)	(0)	(0)	(0)	0.0
1470	(6.3)	(0)	2.1	3.6	(2.6)	(0)	2.6	0.2	NSJ	0.0	0.0	NSJ	(0)	(0)	(0)	(0)	(0)	(0)	(0)	0.0
1471	(0.0)	(0)	1.7	3.1	(0)	(0)	3.2	VVO)	NSJ	0.0	0.0	NSJ	(0)	(0)	(0)	1.2	(0)	-	0.0	0.0
1472	(2.7)	(0)	1.7	1.5	(0)	(0)	3.4	(0)	NSJ	0.0	0.0	0.0	(0)	(0)	(0)	1.2	(0)	-	0.2	0.0
1473	(5.3)	(0)	1.7	0.0	(0)	(0)	3.5	(0)	NSJ	0.0	0.0	0.0	(0)	(0)	(0)	1.2	(0)	0.0	0.2	0.0
1474	(26.5)	(0)	1.9	1.5	(0)	(0)	3.0	(0)	NSJ	0.0	0.0	0.0	(0)	(2.6)	(0)	1.2	(6.7)	1.0	0.2	0.5
1475	(11.8)	(0)	2.3	1.2	(0)	(0)	3.9	(0)	NSJ	0.0	0.0	0.0	(1.5)	(0.2)	(0)	1.2	(0.2)	0.0	0.0	0.5
1476	(7.4)	(0.4)	0.8	1.6	(0)	(0)	5.9	0.1	NSJ	0.0	0.0	0.0	(0)	(0)	(0)	1.2	(0)	0.0	0.0	0.3
1477	(15.7)	(0)	3.0	0.1	(0.4)	(0)	5.1	0.6	NSJ	0.0	0.0	0.0	(0)	(0)	(0)	1.6	(0)	0.0	0.0	0.3
1478	(11.0)	(0)	0.6	0.2	(1.1)	(0)	2.2	0.3	NSJ	0.0	0.1	0.0	(0)	(0)	(0)	1.6	(0)	0.0	0.0	0.0
1479	(10.6)	(0)	0.6	1.6	(0.5)	(0)	5.0	0.0	NSJ	0.0	0.1	0.0	(0)	(0)	(0)	2.0	(0)	0.0	0.0	0.0
1480	(22.9)	(0)	0.6	1.4	(1.5)	(0)	5.0	0.1	NSJ	0.0	0.1	0.0	(0)	(0)	(0)	0.1	(0)	0.0	0.0	0.0
1481	(18.7)	(0)	0.0	0.0	(0)	(0)	1.3	0.0	NSJ	0.0	0.0	0.0	(0)	(0)	(0)	0.0	(0)	0.0	0.0	0.0
1482	(20.4)	(0)	1.1	0.1	(0)	(0)	5.8	0.0	NSJ	0.0	0.0	0.0	(0)	(0)	(0)	5.0	(0)	0.0	0.0	0.0
1483	(10.9)	(0)	1.1	2.8	(0)	(0)	5.8	0.4	NSJ	0.0	0.0	0.0	(0)	(0.6)	(0)	6.7	(0)	0.0	0.0	0.0
1484	(11.1)	(0.2)	1.1	0.0	(0)	(0)	3.7	0.0	NSJ	0.0	0.0	0.0	(0)	(0.2)	(0)	2.0	(0)	0.0	0.0	0.0
1485	(15.8)	(0)	1.1	1.4	(0)	(0)	2.9	0.0	NSJ	0.0	0.0	0.0	(0)	(0)	(0)	1.9	(0)	0.0	0.0	0.0
1486	(20.5)	(0)	1.1	0.0	(0)	(0)	4.2	0.5	NSJ	0.0	0.0	0.0	(0)	(0)	(0)	1.9	(0)	0.0	0.0	0.0
1487	(10.9)	(0)	1.1	1.1	(0)	(0)	6.5	0.6	NSJ	0.0	0.0	0.0	(0)	(1.0)	(0)	5.2	(0)	0.0	0.0	0.0
1488	(17.2)	(0)	1.1	0.3	(0)	(0)	2.3	0.0	NSJ	0.0	0.0	0.0	(0)	(0.1)	(0)	2.3	(0)	0.0	0.0	0.0
1489	(8.2)	(0)	1.1	1.7	(0)	(0)	2.7	0.6	NSJ	0.0	0.0	0.0	(0)	(0)	(0)	1.0	(0)	0.0	0.0	0.0
1490	(35.3)	(0)	1.1	1.6	(0)	(0)	0.4	0.6	NSJ	0.6	0.0	0.0	(0)	(0)	(0)	1.0	(0)	0.0	0.0	0.0
1491	(13.8)	(0)	2.2	1.1	(0)	(0)	0.4	0.1	NSJ	1.7	0.0	0.0	(0)	(0)	(0)	4.1	(0.9)	0.0	0.0	0.0
1492	(19.1)	(0)	0.0	0.1	(0)	(0)	0.3	0.1	NSJ	1.2	0.0	0.0	(0)	(0)	(0)	4.1	(0)	0.0	0.0	0.0
1493	(11.8)	(1.2)	0.0	0.0	(0)	(0)	0.4	0.1	NSJ	5.2	0.0	0.0	(0)	(0)	(0)	2.0	(0)	0.0	0.0	0.0
1494	(21.1)	(0.4)	0.0	0.5	(0)	(0)	1.5	0.1	NSJ	2.3	0.0	0.0	(0)	(0)	(0)	3.5	(0)	0.0	0.0	0.0

**A2-4a: Miscellaneous Fells (sacks)**

Date	Edinburgh	Hadd.	Dunbar	N. Berwick	Linlith.	Stirling	Inverk.	King.	Burnt.	Dysart	Craik	Pitten.	Perth	Dundee	Mont.	Arb.	Aberdeen	Ayr	Irvine	Dumb.
1495	(25.6)	(0.3)	0.0	0.4	(0)	(0)	1.2	0.1	NSJ	2.2	0.0	0.0	(0)	(2.5)	(0)	0.8	(0)	0.0	0.0	0.0
1496	(31.9)	(0.1)	0.2	0.1	(0)	(0)	1.8	0.1	NSJ	3.4	0.0	0.0	(0)	(0.5)	(0)	1.8	(0)	0.0	0.0	0.0
1497	(20.4)	(0)	0.0	0.3	(0)	(0)	0.6	0.8	NSJ	1.3	0.0	0.0	(0)	(0)	(0)	2.0	(0)	0.0	0.0	0.0
1498	(44.6)	(0)	0.0	0.4	(0)	(0)	0.6	1.6	NSJ	1.3	0.0	0.0	(0)	(0)	(0)	1.3	(0)	0.0	0.0	0.0
1499	(37.9)	(0)	0.3	0.0	(0)	(0)	0.2	0.7	NSJ	1.3	0.0	0.0	(0)	(0)	(0)	2.2	(0)	0.0	0.0	0.0
1500	(11.0)	(0)	0.3	0.6	(0)	(0)	0.4	0.6	NSJ	1.8	0.0	0.0	(0)	(0)	(0.6)	2.5	(0)	1.5	0.0	0.0
1501	(31.0)	(0)	0.3	0.2	(0)	(0)	0.6	0.7	NSJ	3.5	0.2	0.0	(0)	(0)	(0.2)	2.5	(0)	5.4	0.0	0.0
1502	(19.4)	(0)	0.3	0.7	(0)	(0)	1.7	1.1	NSJ	2.9	0.2	0.0	(0)	(0)	(0)	1.9	(0)	0.3	0.0	0.0
1503	(13.9)	(0)	0.3	1.4	(0.5)	(0)	1.0	0.5	NSJ	3.8	0.3	0.0	(0)	(0)	(0)	3.1	(0)	0.0	0.0	0.0
1504	(7.2)	(0)	0.3	0.0	(0)	(0)	0.0	0.1	NSJ	2.5	0.2	0.0	(0)	(0)	(0)	2.0	(0)	0.0	0.0	0.0
1505	(20.6)	(0)	0.0	0.0	(0)	(0)	0.8	0.7	NSJ	3.0	0.2	0.0	(0)	(0)	(0)	0.3	(0)	0.0	0.0	0.0
1506	(15.1)	(0)	0.0	0.0	(0)	(0)	1.5	1.1	NSJ	1.8	0.0	0.0	(0)	(0.6)	(0)	1.4	(0)	0.0	0.0	0.0
1507	(15.9)	(0)	0.0	0.0	(0)	(0)	1.3	1.1	NSJ	1.8	0.0	0.0	(0)	(0.6)	(0)	1.4	(0)	0.0	0.0	0.0
1508	(20.6)	(0)	0.0	0.0	(0)	(0)	1.2	1.1	NSJ	1.8	0.0	0.0	(0)	(0.6)	(0)	1.4	(0)	0.0	0.0	0.0
1509	(18.2)	(0)	0.0	0.0	(0)	(0)	1.2	1.1	NSJ	1.8	0.0	0.0	(0)	(0.6)	(0)	1.4	(0)	0.0	0.0	0.0
1510	(1.5)	(0)	0.0	0.0	(0)	(0)	0.5	1.1	NSJ	1.8	0.0	0.0	(0)	(1.1)	(0)	0.5	(0)	0.1	0.3	0.0
1511	(9.7)	(0)	0.0	0.0	(0)	(0)	0.4	1.1	NSJ	1.8	0.0	0.0	(0)	(11.4)	(0)	1.9	(0)	0.0	0.1	0.0
1512	(11.6)	(0)	0.0	0.0	(0)	(0)	0.7	1.1	NSJ	1.8	0.0	0.0	(0)	(0.5)	(0)	2.3	(0)	0.0	0.0	0.0
1513	(12.5)	(0)	0.0	0.0	(0)	(0)	0.8	1.1	NSJ	1.8	0.0	0.0	(0)	(0)	(0)	2.3	(0)	0.0	0.0	0.0
1514	(6.7)	(0)	0.0	0.0	(0)	(0)	0.8	1.1	NSJ	1.8	NSJ	0.0	(0)	(0)	(0)	2.6	(0)	0.1	0.0	0.0
1515	(12.6)	(0)	0.0	0.0	(0)	(0)	0.8	1.1	NSJ	1.8	NSJ	0.0	(0)	(0)	(0)	0.0	(0)	0.5	0.0	0.0
1516	(6.7)	(0)	0.0	0.0	(0)	0.7	0.8	1.1	NSJ	1.8	NSJ	0.0	(0)	(0)	(0)	3.8	(0)	2.6	0.0	0.0
1517	(3.8)	(0)	0.0	0.0	(0)	0.0	1.0	1.1	NSJ	1.8	NSJ	0.0	(0)	(0)	(0)	0.2	(0)	0.6	0.0	0.0
1518	(3.3)	(0)	0.0	0.0	(0)	1.1	1.7	1.1	NSJ	1.8	NSJ	0.0	(0)	(0)	(0)	1.1	(0)	0.8	0.0	0.0
1519	(3.9)	(0)	0.0	0.0	(0)	1.1	0.1	1.1	NSJ	1.8	NSJ	0.0	(0)	(0)	(0)	0.8	(0)	0.2	0.1	0.0
1520	(2.3)	(0)	0.0	0.0	(0)	1.1	0.1	1.1	NSJ	1.8	NSJ	0.0	(0)	(0)	(0)	0.8	(0)	0.2	0.1	0.0
1521	(2.3)	(0)	0.0	0.0	(0)	1.1	0.0	1.1	NSJ	1.8	NSJ	0.0	(0)	(0)	(0)	0.8	(0)	0.2	0.1	0.0
1522	(2.3)	(0)	0.0	0.0	(0)	1.1	0.0	1.1	NSJ	1.8	NSJ	0.0	(0)	(0)	(0)	0.8	(0)	0.2	0.0	0.0
1523	(0.6)	(0)	0.0	0.0	(0)	1.1	0.0	1.1	NSJ	1.8	NSJ	0.0	(0)	(0)	(0)	0.7	(0)	0.4	0.0	0.0

**A2-4a: Miscellaneous Fells (sacks)**

Date	Edinburgh	Hadd.	Dunbar	N. Berwick	Linlith.	Stirling	Inverk.	King.	Burnt.	Dysart	Crail	Pitten.	Perth	Dundee	Mont.	Arb.	Aberdeen	Ayr	Irvine	Dumb.
1524	(0.6)	(0)	0.0	0.0	(0)	1.1	0.0	1.1	NSJ	1.8	NSJ	0.0	(0)	(0)	(0)	0.7	(0)	0.4	0.0	0.0
1525	(2.6)	(0)	0.0	0.0	(0)	1.1	0.3	1.1	NSJ	1.8	NSJ	0.0	(0)	(0)	(0)	0.7	(0)	0.0	0.0	0.0
1526	(0.7)	(0)	0.0	0.0	(0)	1.1	0.3	1.1	NSJ	1.8	NSJ	0.0	(0)	(0)	(0)	0.7	(0)	0.0	0.0	0.0
1527	(11.4)	(0)	0.0	0.0	(0)	1.1	0.3	1.1	NSJ	1.8	NSJ	0.0	(0)	(0)	(0)	0.7	(0)	0.0	0.0	0.0
1528	(1.8)	3.1	0.0	0.0	(0)	1.1	0.3	1.1	NSJ	1.8	NSJ	0.0	(0)	(0)	(0)	0.7	(0)	0.0	0.0	0.0
1529	(4.0)	4.3	0.0	0.0	(0)	1.1	0.3	1.1	NSJ	1.8	NSJ	0.0	(0)	(0)	(0)	0.7	(0)	0.0	0.0	0.0
1530	(3.7)	2.2	0.0	0.0	(0)	1.1	0.3	1.1	NSJ	1.8	NSJ	0.0	(0)	(0)	(0)	0.7	(0)	0.0	0.0	0.0
1531	(6.2)	2.2	0.0	0.0	(0)	1.1	0.3	1.1	NSJ	1.8	NSJ	0.0	(0)	(1.6)	(0)	0.7	(0)	0.0	0.0	0.0
1532	(5.3)	1.7	0.0	0.0	(0)	2.2	0.3	1.1	NSJ	1.8	NSJ	0.0	(0)	(0.8)	(0)	0.7	(0)	0.0	0.0	0.0
1533	(1.0)	1.1	0.0	0.0	(0)	5.1	0.5	1.1	NSJ	0.7	NSJ	0.0	0.2	(0)	(0)	0.7	(0)	0.0	0.0	0.0
1534	(2.6)	5.4	0.0	0.0	(0)	5.1	0.5	1.1	NSJ	0.7	NSJ	0.0	0.5	(0)	(0)	0.7	(0)	0.0	0.0	0.0
1535	(0.5)	4.6	0.0	0.0	(0)	8.0	0.3	1.1	NSJ	0.9	NSJ	0.0	1.0	(0)	(0)	0.7	(0)	0.0	0.0	0.0
1536	(2.1)	4.2	0.0	0.0	(0)	5.6	0.3	1.1	NSJ	0.9	NSJ	0.0	0.5	(0)	(0)	0.7	(0)	0.0	0.0	0.0
1537	(3.7)	3.8	0.0	0.0	(0)	3.2	0.0	1.1	NSJ	0.9	NSJ	0.0	0.0	(0)	(0)	0.7	(0)	0.0	0.0	0.0
1538	(5.3)	6.5	0.0	0.0	(0)	5.7	0.6	1.1	NSJ	0.9	NSJ	0.0	0.0	(0)	(0)	0.7	(0)	0.0	0.0	0.0
1539	(9.3)	7.2	0.0	0.0	(0)	5.5	0.2	1.4	NSJ	0.9	NSJ	0.0	0.4	(0)	(0)	0.7	(0)	0.0	0.0	0.0
1540	(4.3)	5.5	0.0	0.0	0.1	5.2	0.9	0.0	NSJ	1.1	NSJ	0.0	7.0	14.2	0.0	0.7	9.3	0.0	0.0	0.0
1541	(5.4)	6.0	0.0	0.0	0.5	3.8	0.9	0.0	NSJ	0.1	NSJ	0.0	5.4	14.6	0.0	0.7	25.8	0.0	0.0	0.0
1542	(6.2)	3.8	0.0	0.0	0.5	1.3	0.0	0.0	0.0	0.2	NSJ	0.0	6.2	6.3	0.0	0.7	18.8	0.0	0.0	0.0
1543	(3.5)	0.5	0.0	0.0	0.2	1.2	0.0	0.0	0.0	0.0	NSJ	0.0	3.8	4.5	0.0	0.7	2.3	0.0	0.0	0.0
1544	(0.9)	4.3	0.0	0.0	1.6	1.5	0.0	0.0	0.0	0.2	NSJ	0.0	1.4	4.5	0.0	0.7	1.9	0.0	0.0	0.0
1545	(0.9)	2.4	0.0	0.0	1.6	1.1	0.0	0.0	0.0	0.2	NSJ	0.0	1.3	4.5	0.0	0.7	1.9	0.0	0.0	0.0
1546	(0.9)	0.1	0.0	0.0	2.3	5.3	0.4	0.0	0.0	0.2	NSJ	0.0	1.3	4.5	0.0	0.7	2.9	0.0	0.0	0.0
1547	(4.0)	0.1	0.0	0.0	2.3	5.3	0.4	0.0	0.0	1.6	NSJ	0.0	1.3	4.5	0.0	0.7	2.9	0.0	0.0	0.0
1548	(4.0)	0.1	0.0	0.0	2.3	5.3	0.4	0.0	0.0	1.6	NSJ	0.0	4.1	11.4	0.0	0.7	2.9	0.0	0.0	0.0
1549	(4.0)	0.1	0.0	0.0	2.3	5.3	0.4	0.0	0.0	1.6	NSJ	0.0	4.1	11.4	0.0	0.7	2.9	0.0	0.0	0.0
1550	(4.0)	0.1	0.0	0.0	2.3	5.3	0.4	0.0	0.0	1.6	NSJ	0.0	4.1	18.3	0.0	0.7	2.9	0.0	0.0	0.0
1551	(8.1)	0.1	0.0	0.0	2.3	5.3	0.4	0.0	0.0	1.2	NSJ	0.0	6.0	8.7	0.0	0.7	5.7	0.0	0.0	0.0
1552	(4.2)	2.3	0.0	0.0	2.3	5.3	0.4	0.1	0.0	1.2	NSJ	0.0	6.4	7.4	0.0	0.7	14.4	0.0	0.0	0.0

**A2-4a: Miscellaneous Fells (sacks)**

Date	Edinburgh	Hadd.	Dunbar	N. Berwick	Linlith.	Stirling	Inverk.	King.	Burnt.	Dysart	Crail	Pitten.	Perth	Dundee	Mont.	Arb.	Aberdeen	Ayr	Irvine	Dumb.
1553	(8.5)	2.3	0.0	0.0	2.3	5.3	0.4	0.8	0.0	1.2	NSJ	0.0	2.1	9.0	0.0	0.7	14.4	0.0	0.0	0.0
1554	(6.9)	2.7	0.0	0.0	2.3	5.3	0.4	0.7	0.0	1.2	NSJ	0.0	4.9	9.0	0.0	0.7	14.4	0.0	0.0	0.0
1555	(11.5)	1.8	0.0	0.0	3.1	9.4	0.4	1.8	0.0	0.8	NSJ	0.0	14.9	10.5	0.0	0.7	23.0	0.0	0.0	0.0
1556	(12.8)	1.8	0.0	0.0	4.9	4.2	0.4	0.4	0.0	0.6	NSJ	0.0	9.6	13.5	0.0	0.6	11.6	0.3	0.0	0.0
1557	(10.9)	2.0	0.0	0.0	3.0	6.2	0.4	0.1	0.0	0.2	NSJ	0.0	4.4	9.3	0.0	0.3	15.4	0.0	0.0	0.0
1558	(5.7)	0.4	0.0	0.0	2.9	2.5	0.4	0.0	0.0	0.1	NSJ	0.0	1.8	4.5	0.0	0.3	15.4	0.0	0.0	0.0
1559	(11.0)	2.2	0.0	0.0	5.7	3.3	0.4	0.0	0.0	1.2	NSJ	0.0	11.7	13.3	0.0	0.1	19.7	0.0	0.0	0.0
1560	(6.6)	1.3	0.0	0.0	2.8	3.3	0.4	0.0	0.0	0.1	NSJ	0.0	11.7	13.2	0.0	0.1	19.7	0.0	0.0	0.0
1561	(11.4)	3.9	0.0	0.0	2.8	3.3	0.4	0.2	0.5	0.8	NSJ	0.0	11.7	15.8	0.0	0.1	19.7	0.0	0.0	0.0
1562	(10.6)	3.2	0.0	0.0	0.0	3.3	0.9	0.0	0.1	0.4	NSJ	0.0	11.7	15.4	0.0	0.1	19.7	0.0	0.0	0.0
1563	(11.8)	1.4	0.0	0.0	0.0	3.3	0.9	0.0	0.2	0.4	NSJ	0.0	11.7	14.0	0.0	0.1	19.7	0.0	0.0	0.0
1564	(11.8)	2.3	0.0	0.0	0.3	3.3	0.9	1.1	0.0	0.3	NSJ	0.0	11.7	15.8	0.0	0.1	19.7	0.0	0.0	0.0
1565	(11.4)	2.3	0.0	0.0	0.3	3.3	0.9	0.7	0.0	0.3	NSJ	0.0	11.7	23.7	0.0	0.1	19.7	0.0	0.0	0.0
1566	(8.5)	2.3	0.0	0.0	0.7	3.3	0.9	0.7	0.0	0.1	NSJ	0.0	11.7	17.1	0.0	0.1	19.7	0.0	0.0	0.0
1567	(11.5)	2.3	0.0	0.0	0.7	3.3	0.9	0.7	0.0	0.1	NSJ	0.0	11.7	17.9	0.0	0.1	19.7	0.0	0.0	0.0
1568	(14.6)	2.3	0.0	0.0	0.7	3.3	0.9	0.7	0.0	0.1	NSJ	0.0	11.7	17.9	0.0	0.1	19.7	0.0	0.0	0.0
1569	(14.6)	2.3	0.0	0.0	0.7	3.3	0.9	0.7	0.0	0.1	NSJ	0.0	11.7	17.9	0.0	0.1	19.7	0.0	0.0	0.0
1570	(14.6)	2.3	0.0	0.0	0.7	3.3	0.9	0.7	0.0	0.0	NSJ	0.0	11.7	17.9	0.0	0.1	19.7	0.0	0.0	0.0
1571	(14.6)	2.3	0.0	0.0	0.7	3.3	0.9	0.7	0.0	0.0	NSJ	0.0	11.7	17.9	0.0	0.1	19.7	0.0	0.0	0.0
1572	(14.6)	2.3	0.0	0.0	0.7	3.3	0.9	0.7	0.0	0.0	NSJ	0.0	11.7	17.9	0.0	0.1	19.7	0.0	0.0	0.0
1573	(14.9)	2.3	0.0	0.0	0.7	3.3	0.7	0.7	0.0	0.0	NSJ	0.0	11.7	17.9	0.0	0.0	19.7	0.1	0.0	0.0
1574	(15.2)	3.2	0.0	0.0	0.7	4.0	0.7	0.7	0.0	0.0	NSJ	0.0	21.6	18.7	0.0	0.0	24.1	0.1	0.0	0.0
1575	(14.7)	0.2	0.0	0.0	0.7	5.5	1.3	0.7	0.0	0.0	NSJ	0.0	21.3	11.5	0.0	1.7	7.9	0.0	0.0	0.0
1576	(33.5)	2.2	0.0	0.0	0.7	8.1	2.0	0.7	0.0	0.0	NSJ	0.0	32.5	14.7	0.0	2.2	14.2	0.0	0.0	0.0
1577	(18.4)	3.4	0.0	0.0	0.7	7.3	0.0	0.7	0.0	0.0	NSJ	0.0	32.8	23.1	0.0	0.0	22.9	0.0	0.0	0.0
1578	(35.3)	1.1	0.0	0.0	0.7	4.2	1.9	0.7	0.0	0.0	NSJ	0.0	37.3	21.0	0.0	0.3	24.3	0.0	0.0	0.0
1579	(34.9)	4.4	0.0	0.0	0.7	4.6	0.9	0.7	0.0	0.0	NSJ	0.0	26.3	34.7	0.0	0.3	23.3	0.0	0.0	0.0
1580	(25.8)	4.7	0.0	0.0	0.7	4.2	0.7	0.7	0.0	0.0	NSJ	0.0	32.3	28.3	0.0	0.3	21.7	0.0	0.0	0.0
1581	(29.1)	4.7	0.0	0.0	0.7	3.4	0.7	0.7	0.0	0.0	NSJ	0.0	25.5	13.6	0.0	0.3	19.0	0.0	0.0	0.0

**A2-4a: Miscellaneous Fells (sacks)**

Date	Edinburgh	Hadd.	Dunbar	N. Berwick	Linlith.	Stirling	Inverk.	King.	Burnt.	Dysart	Craik	Pitten.	Perth	Dundee	Mont.	Arb.	Aberdeen	Ayr	Irvine	Dumb.
1582	(19.2)	4.7	0.0	0.0	0.7	4.2	0.0	0.7	0.0	0.0	NSJ	0.0	25.2	11.5	0.0	0.2	12.9	0.0	0.0	0.0
1583	-	-	-	-	-	-	-	-	-	-	NSJ	-	-	-	-	-	25.7	0.0	-	-
1584	-	-	-	-	-	-	-	-	-	-	NSJ	-	-	-	-	-	16.2	0.0	-	-
1585-9	-	-	-	-	-	-	-	-	-	-	NSJ	-	-	-	-	-	-	-	-	-
1590	(36.4)	5.6	0.0	0.0	0.0	3.3	0.0	1.1	0.3	0.3	NSJ	0.0	12.6	3.8	0.0	0.0	33.0	0.0	0.0	4.0
1591	(48.1)	6.1	0.0	0.0	0.0	2.6	0.0	1.1	0.0	0.0	NSJ	0.0	12.6	2.3	0.0	0.0	32.4	0.0	0.0	4.0
1592	(40.8)	5.7	0.0	0.0	0.0	1.9	0.0	1.1	0.7	0.7	NSJ	0.0	9.3	2.3	0.0	0.0	29.8	1.4	0.0	4.0
1593	(35.6)	5.7	0.0	0.0	0.0	0.1	0.6	0.1	1.1	0.8	NSJ	0.0	5.0	1.2	0.0	0.0	32.7	1.4	0.0	4.0
1594	(39.8)	5.7	0.0	0.0	0.0	0.3	1.0	0.0	1.1	0.0	NSJ	0.0	8.2	2.1	0.0	0.0	48.7	2.6	0.0	4.0
1595	(33.3)	0.0	0.0	0.0	0.0	1.6	0.0	0.0	1.1	0.0	NSJ	0.0	6.7	3.1	0.0	0.0	8.3	1.9	0.0	4.0
1596	(22.0)	2.3	0.0	0.0	0.0	2.6	0.0	0.0	1.1	0.0	NSJ	0.0	4.6	2.0	0.0	0.0	25.5	2.2	0.0	4.0
1597	(62.0)	6.1	0.0	0.0	0.0	3.5	0.8	0.0	1.1	0.0	NSJ	0.0	8.7	7.5	0.5	0.0	18.1	2.2	0.0	3.1
1598	(106.5)	18.0	0.0	0.0	0.0	1.2	0.5	0.0	0.8	0.4	NSJ	0.0	7.5	0.7	0.0	0.0	0.0	0.0	0.0	3.1
1599	(106.5)	9.2	0.0	0.0	0.0	5.1	0.5	0.0	3.7	0.4	NSJ	0.9	6.2	0.7	0.0	0.0	0.0	0.0	0.0	3.1

**A2-4b: Miscellaneous Fells from poorly represented ports (sacks)**

Date	Berwick T.	Cupar	St And.	Banff	Inverness	Elgin & Forres	Dumfries	Date	Berwick T.	Cupar	St And.	Banff	Inverness	Elgin & Forres	Dumfries
1425	-	0.00	-	0.00	-	-	-	1472	0.00	-	-	-	-	0.00	-
1426	-	0.00	-	0.00	-	-	-	1473	0.00	-	-	-	0.00	0.00	-
1427	-	0.00	-	0.00	-	-	-	1474	0.00	-	10.66	-	0.00	0.00	-
1428	-	0.00	-	0.00	3.09	-	-	1475	0.00	-	10.49	-	0.00	0.00	-
1429	-	0.00	-	0.00	1.89	-	-	1476	0.00	-	-	0.00	0.00	0.00	-
1430	-	0.00	-	0.00	0.00	0.09	-	1477	0.00	-	-	0.00	0.00	0.00	-
1431	-	0.00	-	0.00	0.36	0.09	-	1478	0.00	-	-	0.00	0.00	0.00	-
1432	-	0.00	-	0.00	0.49	0.05	-	1479	0.00	-	-	0.00	0.00	0.00	-
1433	-	0.00	-	0.00	0.63	0.05	-	1480	0.00	-	-	0.00	0.00	0.00	-
1434	-	0.00	-	0.04	0.63	0.00	-	1481	0.00	-	-	0.00	0.00	0.00	-
1435	-	3.70	-	-	0.44	0.00	-	1482	-	-	-	0.00	0.00	0.00	-
1436	-	3.70	-	-	0.44	0.00	-	1483	-	-	-	0.00	0.00	0.00	-
1437	-	3.70	-	-	0.44	0.00	-	1484	-	-	-	0.00	0.00	0.00	-
1438	-	-	-	-	-	-	-	1485	-	-	-	0.00	0.00	0.00	-
1439-57	-	-	-	-	-	-	-	1486	-	-	-	0.00	0.00	0.00	-
1457	-	-	-	-	-	0.00	-	1487	-	-	-	0.00	0.00	0.00	-
1458	-	-	-	-	-	0.00	-	1488	-	-	-	0.00	0.00	0.00	-
1459	-	-	-	-	-	0.00	-	1489	-	-	-	0.00	0.00	0.00	-
1460	-	-	-	-	-	0.00	-	1490	-	-	-	0.00	0.00	0.00	-
1461	-	-	-	-	-	0.00	-	1491	-	-	-	0.00	0.00	0.00	-
1462	-	-	-	-	-	0.00	-	1492	-	-	-	0.00	0.00	0.00	-
1463	-	-	-	-	-	0.00	0.00	1493	-	-	-	0.00	0.00	0.00	-
1464	-	-	-	-	-	0.00	0.00	1494	-	-	-	0.00	0.00	0.00	-
1465	-	-	-	-	-	0.00	0.00	1495	-	-	-	-	0.00	0.00	-
1466	1.38	-	-	-	-	0.00	0.00	1496	-	-	-	-	0.00	0.00	-
1467	0.00	-	-	-	-	0.00	0.00	1497	-	-	-	-	0.00	0.00	-
1468	0.00	0.00	-	-	-	0.00	-	1498	-	-	-	-	0.00	0.00	-
1469	0.00	-	-	-	-	0.00	-	1499	-	-	-	-	0.00	0.00	-
1470	0.00	-	-	-	-	0.00	-	1500	-	-	-	-	0.00	0.00	-
1471	0.00	-	-	-	-	0.00	-	1501	-	-	-	1.35	0.00	0.00	-



**A2-4b: Miscellaneous Fells from poorly represented ports (sacks)**

Date	Berwick T.	Cupar	St And.	Banff	Inverness	Elgin & Forres	Dumfries
1502	-	-	-	1.35	<u>0.00</u>	<u>0.00</u>	-
1503	-	-	-	1.35	<u>0.00</u>	<u>0.00</u>	-
1504	-	-	-	0.00	<u>0.00</u>	<u>0.00</u>	-
1505	-	-	-	0.00	0.00	0.00	-
1506	-	-	-	0.00	-	-	-
1507	-	-	-	0.00	-	-	0.00
1508	-	-	-	0.00	-	-	-
1509	-	-	-	0.00	-	-	-
1510-7	-	-	-	-	-	-	-
1518	-	-	-	1.63	0.00	-	-
1519	-	-	-	1.63	0.00	-	-
1520	-	-	-	1.63	0.00	-	-
1521	-	-	-	-	0.00	-	-
1522	-	-	-	-	0.00	-	-
1523	-	-	-	-	-	-	-
1524	-	-	-	-	-	-	-
1525	-	0.00	-	-	-	-	-
1526	-	0.00	-	-	-	-	-
1527-37	-	-	-	-	-	-	-
1538	-	-	-	-	0.00	-	-
1539	-	-	-	0.00	0.01	-	-
1540	-	-	-	0.17	6.24	-	-
1541	-	-	-	0.00	0.00	-	-
1542	-	-	-	0.00	2.89	-	-
1543	-	-	-	0.00	-	-	-
1544-55	-	-	-	-	-	-	-
1556	-	1.59	-	-	-	0.56	-
1557	-	0.26	-	0.00	-	0.23	-
1558	-	0.00	-	0.00	-	0.00	-
1559	-	0.00	-	-	-	-	-
1560	-	0.00	-	-	-	-	-
1561	-	0.00	-	-	-	-	-
1562	-	0.00	-	-	-	-	-
1563	-	0.00	-	-	-	-	-
1564	-	0.00	-	-	-	-	-
1565	-	0.00	-	-	-	-	-
1566	-	-	-	-	0.00	-	-
1567-73	-	-	-	-	-	-	-
1574	-	0.00	-	0.00	-	-	-
1575	-	0.00	-	0.00	-	-	-
1576	-	0.00	-	0.00	-	-	-
1577	-	0.00	-	0.00	-	-	-
1578	-	0.00	-	0.00	-	-	0.00
1579	-	0.00	-	0.00	-	-	-
1580	-	0.05	-	0.00	-	-	0.00
1581	-	0.33	-	0.00	-	-	<u>0.31</u>
1582	-	0.00	-	0.00	-	-	<u>0.63</u>
1583-9	-	-	-	-	-	-	-
1590	-	0.00	0.00	-	-	-	<u>0.00</u>
1591	-	0.00	0.00	-	-	-	0.00
1592	-	0.00	0.00	-	-	-	0.00
1593	-	0.00	0.79	-	-	-	0.00
1594	-	0.00	0.03	-	-	-	0.00
1595	-	0.00	0.00	-	-	-	0.00
1596	-	0.00	1.94	-	-	-	0.00
1597	-	0.00	0.00	-	-	-	0.00
1598	-	0.00	2.47	-	-	-	<u>0.00</u>
1599	-	<u>0.00</u>	1.04	-	-	-	<u>0.00</u>

**A2-5a: Cloth (standard dozens)**

Date	Ecln.	Hadd.	Dunbar	N. Ber.	Linlith.	Stir.	Inverk.	King.	Burnt.	Dysart	Culross	Craill	Pitten.	Perth	Dundee	Mont.	Arb.	Aberd.	Ayr	Irvine	Dumb.	Total
1426	5,277	<u>37</u>	0	0	555	72	<u>3</u>	0	NSJ	NSJ	NSJ	0	NSJ	293	191	29	0	230	<u>237</u>	NSJ	28	6,952
1427	<u>4,783</u>	<u>37</u>	0	0	414	<u>62</u>	<u>3</u>	0	NSJ	NSJ	NSJ	0	NSJ	<u>269</u>	<u>229</u>	<u>39</u>	0	<u>211</u>	<u>237</u>	NSJ	<u>25</u>	<u>6,309</u>
1428	<u>4,783</u>	37	0	0	273	<u>62</u>	3	0	NSJ	NSJ	NSJ	0	NSJ	245	267	49	0	193	237	NSJ	<u>25</u>	<u>6,173</u>
1429	<u>4,783</u>	30	0	0	325	52	54	0	NSJ	NSJ	NSJ	0	NSJ	135	125	46	0	129	165	NSJ	<u>25</u>	<u>5,869</u>
1430	4,289	10	0	2	475	48	31	0	NSJ	NSJ	NSJ	0	NSJ	221	359	19	0	79	0	NSJ	<u>25</u>	5,558
1431	4,090	46	0	18	324	37	0	0	NSJ	NSJ	NSJ	0	NSJ	148	<u>267</u>	16	3	130	31	NSJ	<u>25</u>	5,133
1432	<u>3,875</u>	<u>41</u>	0	12	<u>335</u>	<u>29</u>	0	0	NSJ	NSJ	NSJ	0	NSJ	114	<u>267</u>	13	3	<u>109</u>	15	NSJ	<u>25</u>	<u>4,839</u>
1433	<u>3,875</u>	<u>41</u>	0	12	<u>335</u>	<u>29</u>	0	0	NSJ	NSJ	NSJ	0	NSJ	114	<u>267</u>	13	5	<u>109</u>	15	NSJ	<u>25</u>	<u>4,842</u>
1434	<u>3,660</u>	36	0	7	347	22	0	0	NSJ	NSJ	NSJ	0	NSJ	80	174	11	5	89	0	NSJ	<u>25</u>	<u>4,457</u>
1435	3,586	52	0	0	270	18	0	0	NSJ	NSJ	NSJ	0	NSJ	38	124	13	5	163	0	NSJ	<u>22</u>	<u>4,293</u>
1436	3,161	<u>37</u>	0	6	<u>270</u>	<u>18</u>	0	0	NSJ	NSJ	NSJ	0	NSJ	<u>38</u>	<u>101</u>	<u>11</u>	3	<u>153</u>	0	NSJ	<u>11</u>	3,809
1437	3,161	23	0	11	<u>270</u>	17	0	0	NSJ	NSJ	NSJ	0	NSJ	<u>38</u>	<u>101</u>	10	0	<u>153</u>	0	NSJ	<u>11</u>	3,795
1438	2,387	167	0	11	<u>270</u>	<u>17</u>	0	0	NSJ	NSJ	NSJ	0	NSJ	<u>38</u>	78	10	0	144	0	NSJ	<u>11</u>	3,133
1439-51	-	-	-	-	-	-	-	-	NSJ	NSJ	NSJ	-	NSJ	-	-	-	-	-	-	NSJ	-	-
1452	1,823	80	0	0	572	14	0	0	NSJ	NSJ	NSJ	0	NSJ	7	47	0	0	0	0	NSJ	4	2,548
1453	1,691	102	0	6	327	35	0	0	NSJ	NSJ	NSJ	0	NSJ	5	47	0	0	171	10	NSJ	4	2,398
1454	1,844	194	0	0	249	40	0	0	NSJ	NSJ	NSJ	0	NSJ	31	225	0	0	53	10	NSJ	4	2,651
1455	1,451	37	0	0	116	0	0	0	NSJ	NSJ	NSJ	0	NSJ	48	137	0	0	9	41	0	0	1,839
1456	1,580	20	0	0	120	0	0	0	NSJ	NSJ	NSJ	0	NSJ	2	53	0	0	71	41	16	0	1,902
1457	1,180	26	0	0	206	0	0	0	NSJ	NSJ	NSJ	0	NSJ	1	96	0	0	19	14	16	0	1,556
1458	1,326	55	0	0	131	12	0	0	NSJ	NSJ	NSJ	0	NSJ	0	79	0	0	0	19	16	0	1,638
1459	869	39	0	0	58	10	0	0	NSJ	NSJ	NSJ	0	NSJ	13	113	0	0	0	1	2	0	1,104
1460	837	96	0	0	66	7	7	0	NSJ	NSJ	NSJ	0	NSJ	0	89	0	0	22	1	2	0	1,125
1461	1,904	55	0	0	12	4	1	0	NSJ	NSJ	NSJ	0	NSJ	0	84	0	0	21	19	2	8	2,110
1462	<u>2,226</u>	93	0	0	12	1	1	0	NSJ	NSJ	NSJ	0	NSJ	0	110	0	0	58	19	2	8	<u>2,530</u>
1463	<u>2,226</u>	78	0	0	145	20	13	0	NSJ	NSJ	NSJ	0	NSJ	0	119	0	0	54	41	2	8	<u>2,705</u>
1464	<u>2,226</u>	97	0	0	206	7	4	0	NSJ	0	NSJ	0	NSJ	1	140	0	0	26	41	2	8	<u>2,757</u>
1465	<u>2,226</u>	113	0	0	290	0	10	0	NSJ	0	NSJ	0	NSJ	40	202	0	0	29	94	0	28	<u>3,031</u>
1466	<u>2,226</u>	121	0	0	348	0	0	0	NSJ	0	NSJ	0	NSJ	96	451	5	0	72	147	0	28	<u>3,493</u>

**A2-5a: Cloth (standard dozens)**

Date	Edin.	Hadd.	Dunbar	N. Ber.	Linlith.	Stir.	Inverk.	King.	Burnt.	Dysart	Culross	Crail	Pitten.	Perth	Dundee	Mont.	Arb.	Aberd.	Ayr	Irvine	Dumb.	Total
1467	2,547	90	0	0	241	2	0	0	NSJ	0	NSJ	0	NSJ	26	298	1	0	26	104	0	28	3,362
1468	1,820	61	2	6	133	4	0	0	NSJ	0	NSJ	0	NSJ	58	220	0	0	13	68	0	182	2,568
1469	<u>2,239</u>	91	0	0	133	9	0	0	NSJ	0	NSJ	0	NSJ	17	325	0	0	6	121	0	87	<u>3,027</u>
1470	<u>2,239</u>	<u>111</u>	0	0	<u>100</u>	<u>10</u>	0	0	NSJ	0	NSJ	0	NSJ	<u>64</u>	<u>288</u>	0	0	<u>54</u>	<u>86</u>	47	<u>60</u>	<u>3,059</u>
1471	<u>2,239</u>	130	0	0	67	11	0	0	NSJ	0	NSJ	0	NSJ	111	251	0	0	102	52	47	33	<u>3,044</u>
1472	<u>2,239</u>	<u>151</u>	5	4	<u>55</u>	<u>37</u>	0	0	NSJ	0	NSJ	4	0	<u>106</u>	<u>279</u>	5	0	12	<u>64</u>	14	33	<u>3,010</u>
1473	2,658	172	10	8	44	63	0	0	NSJ	0	NSJ	4	0	102	308	5	0	12	76	14	33	3,509
1474	2,807	107	0	33	63	24	0	0	NSJ	0	NSJ	4	0	63	309	40	0	137	10	14	1	3,612
1475	3,199	63	0	17	54	5	63	0	NSJ	0	NSJ	4	0	31	319	20	0	29	0	0	1	3,805
1476	3,130	162	0	17	105	5	2	0	NSJ	0	NSJ	4	0	104	418	1	0	216	0	0	19	4,183
1477	3,351	288	7	40	69	12	13	28	NSJ	0	NSJ	4	0	50	542	1	0	176	0	0	19	4,597
1478	3,129	413	7	34	108	22	26	7	NSJ	0	NSJ	8	0	159	367	34	0	473	100	0	21	4,908
1479	2,888	430	7	2	23	13	13	14	NSJ	0	NSJ	8	0	97	747	34	0	172	67	20	1	4,535
1480	2,749	401	7	10	27	4	9	0	NSJ	0	NSJ	8	0	74	448	5	0	149	40	39	0	3,972
1481	3,917	263	0	0	5	12	10	0	NSJ	0	NSJ	<u>11</u>	0	38	342	20	0	138	28	1	0	4,784
1482	2,184	375	0	8	17	15	14	8	NSJ	0	NSJ	<u>11</u>	0	58	478	83	11	155	18	28	28	3,463
1483	2,972	203	0	0	15	3	17	13	NSJ	0	NSJ	<u>11</u>	0	60	322	0	4	81	8	0	11	3,719
1484	1,323	81	0	0	9	7	7	0	NSJ	0	NSJ	<u>11</u>	0	10	210	17	0	54	0	0	1	1,729
1485	956	171	0	0	6	13	13	0	NSJ	1	NSJ	<u>11</u>	0	40	236	0	0	54	0	0	23	1,525
1486	1,181	133	0	0	22	9	0	0	NSJ	2	NSJ	<u>11</u>	0	71	137	0	0	2	0	0	10	1,579
1487	1,555	123	0	0	0	1	4	8	NSJ	0	NSJ	14	0	138	200	0	13	16	38	0	1	2,109
1488	1,895	135	0	3	64	1	0	1	NSJ	0	NSJ	<u>7</u>	0	86	176	0	0	36	6	<u>14</u>	0	2,424
1489	2,902	250	0	9	54	4	10	4	NSJ	0	NSJ	0	0	247	322	0	2	243	6	<u>14</u>	0	4,066
1490	3,396	287	0	25	54	6	0	4	NSJ	0	NSJ	0	0	242	396	0	2	77	6	<u>14</u>	0	4,510
1491	3,076	75	0	27	39	6	0	5	NSJ	0	NSJ	0	0	119	408	0	0	45	0	<u>14</u>	0	3,812
1492	4,832	214	0	11	61	17	0	5	NSJ	0	NSJ	0	0	118	464	0	0	54	56	<u>14</u>	<u>81</u>	5,928
1493	3,860	286	0	11	76	27	0	2	NSJ	9	NSJ	0	0	235	493	0	8	49	34	28	<u>81</u>	5,200
1494	4,390	213	12	1	57	52	0	2	NSJ	0	NSJ	0	0	166	461	0	5	24	34	28	<u>81</u>	5,528
1495	3,740	215	0	0	51	59	0	2	NSJ	0	NSJ	0	0	127	372	0	17	25	49	49	<u>81</u>	4,737

**A2-5a: Cloth (standard dozens)**

Date	Edin.	Hadd.	Dunbar	N. Ber.	Linlith.	Stir.	Inverk.	King.	Burnt.	Dysart	Culross	Craill	Piffen.	Perth	Dundee	Mont.	Arb.	Aberd.	Ayr	Irvine	Dumb.	Total
1496	4,919	305	8	9	76	89	0	5	NSJ	4	NSJ	0	0	203	477	0	2	46	60	21	81	6,304
1497	2,896	246	0	6	5	57	0	7	NSJ	0	NSJ	0	0	178	508	0	16	15	0	21	81	4,035
1498	6,374	408	0	13	45	122	0	10	NSJ	0	NSJ	0	0	115	863	0	5	55	241	21	81	8,353
1499	8,242	152	1	0	45	144	0	0	NSJ	0	NSJ	0	0	103	667	0	26	31	145	21	163	9,739
1500	2,113	152	1	18	139	105	0	3	NSJ	0	NSJ	0	0	162	552	26	4	10	314	21	177	3,798
1501	3,389	348	1	7	109	164	0	2	NSJ	0	NSJ	0	0	176	462	9	4	1	651	154		5,478
1502	3,784	164	1	35	128	162	0	0	NSJ	0	NSJ	0	0	141	427	0	0	53	310	120	74	5,399
1503	3,929	307	1	4	188	256	0	0	NSJ	5	NSJ	16	0	343	707	0	34	61	273	29	11	6,164
1504	3,656	301	1	25	130	176	0	0	NSJ	1	NSJ	1	0	192	707	12	11	0	272	203	91	5,774
1505	2,421	161	0	0	151	95	1	0	NSJ	6	NSJ	0	0	237	638	25	0	0	432	128	105	4,398
1506	3,225	217	0	0	113	287	2	4	NSJ	9	NSJ	0	0	284	1,077	104	18	135	979		215	6,668
1507	3,148	285	0	0	124	277	1	4	NSJ	9	NSJ	0	0	314	1,077	47	18	136	373	110	91	6,011
1508	4,219	251	0	0	134	266	0	4	NSJ	9	NSJ	0	0	314	1,077	172	18	491	116	220	105	7,394
1509	4,704	251	0	0	217	224	0	4	NSJ	9	NSJ	0	0	314	1,077	197	18	339	571	394	66	8,383
1510	3,842	251	0	0	217	212	0	4	NSJ	9	NSJ	0	0	314	1,517	61	10	127	398	209	79	7,248
1511	4,115	251	0	0	300	250	0	4	NSJ	9	NSJ	0	0	343	2,150	56	13	103	231	136	167	8,127
1512	3,928	251	0	0	211	202	0	4	NSJ	9	NSJ	0	0	448	1,798	29	12	116	68	149	145	7,370
1513	3,151	217	0	0	114	66	0	4	NSJ	9	NSJ	0	0	228	1,785	35	12	112	77	60	40	5,909
1514	2,041	138	0	0	160	76	0	4	NSJ	9	NSJ	NSJ	0	341	1,257	7	10	84	337	154	129	4,747
1515	2,987	59	0	0	157	113	0	4	NSJ	9	NSJ	NSJ	0	337	1,026	18	0	84	334	88	243	5,461
1516	3,313	59	0	0	94	76	0	4	NSJ	9	NSJ	NSJ	0	547	1,799	25	10	147	728	25	243	7,077
1517	5,363	325	0	0	94	255	13	4	NSJ	9	NSJ	NSJ	0	474	1,719	31	0	110	650	288	68	9,404
1518	5,728	403	0	0	94	369	34	4	NSJ	9	NSJ	NSJ	0	545	1,801	18	37	141	167	196	241	9,787
1519	9,094	272	0	0	94	369	12	4	NSJ	9	NSJ	NSJ	0	311	1,395	1	8	128	378	106	241	12,421
1520	6,921	272	0	0	94	369	12	4	NSJ	9	NSJ	NSJ	0	311	1,395	1	8	128	378	106	241	10,247
1521	6,921	258	0	0	94	369	8	4	NSJ	9	NSJ	NSJ	0	311	1,313	10	8	128	378	106	241	10,156
1522	6,921	104	0	0	94	369	8	4	NSJ	9	NSJ	NSJ	0	195	1,134	6	8	94	379	76	241	9,639
1523	4,747	73	0	0	94	369	4	4	NSJ	9	NSJ	NSJ	0	61	734	2	12	94	142	76	90	6,509
1524	4,747	73	0	0	94	369	4	4	NSJ	9	NSJ	NSJ	0	61	734	2	12	94	142	76	90	6,509

**A2-5a: Cloth (standard dozens)**

Date	Edin.	Hadd.	Dunbar	N. Ber.	Linlith.	Stir.	Inverk.	King.	Burnt.	Dysart	Culross	Crail	Piffen.	Perth	Dundee	Mont.	Arb.	Aberd.	Ayr	Irvine	Dumb.	Total
1525	4,783	116	0	0	31	369	3	4	NSJ	9	NSJ	NSJ	0	107	998	8	12	112	244	99	90	6,984
1526	6,796	211	0	7	71	369	3	4	NSJ	9	NSJ	NSJ	0	319	2,010	38	12	135	262	252	276	10,774
1527	8,214	194	0	3	71	369	3	4	NSJ	9	NSJ	NSJ	0	477	1,973	40	12	171	202	320	24	12,086
1528	7,971	190	0	3	71	369	3	4	NSJ	9	NSJ	NSJ	0	351	2,634	439	12	190	202	320	24	12,791
1529	5,937	182	0	3	71	369	3	4	NSJ	9	NSJ	NSJ	0	245	2,394	56	12	218	202	320	120	10,146
1530	5,550	212	0	3	71	369	3	4	NSJ	9	NSJ	NSJ	0	277	1,854	11	12	164	202	320	88	9,150
1531	4,625	212	0	0	71	369	3	4	NSJ	9	NSJ	NSJ	0	273	1,835	19	12	137	202	320	88	8,179
1532	6,090	174	0	0	112	483	3	4	NSJ	9	NSJ	NSJ	0	228	1,464	15	12	126	202	320	57	9,297
1533	5,276	59	0	0	64	310	3	4	NSJ	12	NSJ	NSJ	0	173	1,226	37	12	18	202	320	168	7,885
1534	6,803	243	0	0	186	310	3	4	NSJ	12	NSJ	NSJ	0	196	1,621	31	12	39	202	320	115	10,097
1535	7,498	165	0	0	175	528	1	4	NSJ	14	NSJ	NSJ	0	222	1,379	21	12	119	202	320	87	10,745
1536	8,061	198	0	0	224	453	1	4	NSJ	14	NSJ	NSJ	0	185	1,650	35	12	98	142	320	87	11,484
1537	8,624	232	0	0	274	377	0	4	NSJ	14	NSJ	NSJ	0	149	1,920	50	12	77	142	389	87	12,350
1538	10,117	356	0	0	239	560	11	4	NSJ	14	NSJ	NSJ	0	131	1,702	25	12	142	142	386	87	13,926
1539	10,628	347	0	0	203	648	9	8	NSJ	14	NSJ	NSJ	0	247	1,779	105	12	355	142	296	58	14,848
1540	9,952	279	0	0	245	694	15	0	NSJ	15	NSJ	NSJ	0	196	2,710	26	12	376	1,017	408	3	15,948
1541	9,429	199	0	0	493	767	11	5	NSJ	35	NSJ	NSJ	0	254	3,479	88	12	432	616	534	141	16,494
1542	11,758	279	0	0	364	602	4	0	0	32	NSJ	NSJ	0	365	2,310	28	12	236	487	534	39	17,049
1543	4,769	67	0	0	58	136	4	3	0	17	NSJ	NSJ	0	326	769	8	12	126	268	108	19	6,690
1544	3,209	121	0	0	89	268	4	0	0	0	NSJ	NSJ	0	286	1,102	18	12	63	268	147	19	5,607
1545	3,209	42	0	0	85	161	4	0	0	0	NSJ	NSJ	0	124	728	18	12	63	268	147	19	4,882
1546	3,209	0	0	0	53	278	2	0	0	0	NSJ	NSJ	0	124	526	18	12	56	268	147	19	4,714
1547	1,809	0	0	0	53	278	2	0	0	0	NSJ	NSJ	0	124	1,272	18	12	56	268	147	19	4,059
1548	1,809	0	0	0	53	278	2	0	0	0	NSJ	NSJ	0	71	881	123	12	56	268	147	19	3,720
1549	1,809	0	0	0	53	278	2	0	0	0	NSJ	NSJ	0	71	881	123	12	56	268	147	19	3,720
1550	1,809	0	0	0	53	278	2	0	0	0	NSJ	NSJ	0	71	490	123	12	56	268	147	19	3,329
1551	2,720	0	0	0	53	278	2	0	0	8	NSJ	NSJ	0	169	542	75	12	145	268	147	19	4,438
1552	3,175	19	0	0	53	278	2	0	0	8	NSJ	NSJ	0	287	727	75	12	301	268	147	19	5,371
1553	3,988	19	0	0	53	278	2	0	0	8	NSJ	NSJ	0	636	952	49	12	301	268	147	19	6,733

**A2-5a: Cloth (standard dozens)**

Date	Edin.	Hadd.	Dunbar	N. Ber.	Linlith.	Stir.	Inverk.	King.	Burnt.	Dysart	Culross	Crail	Pittten.	Perth	Dundee	Mont.	Arb.	Aberd.	Ayr	Irvine	Dumb.	Total
1554	4,861	35	0	0	53	278	2	0	0	8	NSJ	NSJ	0	440	952	71	12	301	268	147	19	7,447
1555	5,539	26	0	0	22	394	2	2	0	15	NSJ	NSJ	0	399	1,178	12	12	458	49	186	0	8,292
1556	6,274	39	0	0	63	247	2	19	0	52	NSJ	NSJ	0	314	1,029	13	16	543	169	185	0	8,964
1557	4,414	22	0	0	31	165	2	49	0	54	NSJ	NSJ	0	230	945	27	11	286	179	253	0	6,668
1558	3,733	4	0	0	36	108	2	1	0	0	NSJ	NSJ	0	31	259	3	11	286	179	106	0	4,759
1559	5,356	18	0	0	25	220	2	0	0	5	NSJ	NSJ	0	347	614	1	20	582	153	160	0	7,505
1560	6,193	5	0	0	36	220	2	0	0	0	NSJ	NSJ	0	347	643	41	20	582	210	107	8	8,414
1561	5,529	12	0	0	36	220	2	0	14	0	NSJ	NSJ	0	347	742	41	20	582	210	184	8	7,947
1562	5,036	37	0	0	46	220	1	0	14	0	NSJ	NSJ	0	347	869	41	20	582	157	190	8	7,567
1563	5,500	14	0	0	46	220	1	0	2	0	NSJ	NSJ	0	347	977	41	20	582	171	234	16	8,173
1564	5,500	11	0	0	38	220	1	0	0	0	NSJ	NSJ	0	347	760	41	20	582	171	162	63	7,917
1565	4,577	11	0	0	38	220	1	0	0	0	NSJ	NSJ	0	347	659	41	20	582	169	153	63	6,881
1566	4,012	11	0	0	19	220	1	0	0	0	NSJ	NSJ	0	347	1,000	41	20	582	177	133	63	6,626
1567	4,355	11	0	0	19	220	1	0	0	0	NSJ	NSJ	0	347	1,141	41	20	582	177	133	63	7,110
1568	4,698	11	0	0	19	220	1	0	0	0	NSJ	NSJ	0	347	1,141	41	20	582	177	133	63	7,453
1569	4,698	11	0	0	19	220	1	0	0	0	NSJ	NSJ	0	347	1,141	41	20	582	177	133	63	7,453
1570	4,698	11	0	0	19	220	1	0	0	0	NSJ	NSJ	0	347	1,141	41	20	582	177	133	63	7,453
1571	4,698	11	0	0	19	220	1	0	0	0	NSJ	NSJ	0	347	1,141	41	20	582	177	133	63	7,453
1572	4,698	11	0	0	19	220	1	0	0	0	NSJ	NSJ	0	347	1,141	41	20	582	177	133	63	7,453
1573	4,824	11	0	0	19	220	2	0	1	0	NSJ	NSJ	0	347	1,141	41	28	582	296	133	111	7,500
1574	4,950	7	0	0	19	333	2	0	1	0	NSJ	NSJ	0	664	1,282	80	28	879	296	113	111	8,763
1575	4,486	18	0	0	19	140	1	0	1	0	NSJ	NSJ	30	828	1,678	79	6	722	418	44	111	8,580
1576	5,118	19	0	0	19	195	0	0	1	0	NSJ	NSJ	15	66	1,806	131	0	680	418	118	209	8,795
1577	4,865	9	0	0	19	178	0	0	0	0	NSJ	NSJ	0	584	1,587	152	0	966	418	118	139	9,035
1578	5,896	5	0	0	19	204	0	0	10	0	NSJ	NSJ	0	479	2,033	231	0	705	418	118	126	10,243
1579	6,741	18	0	0	19	84	0	0	0	0	NSJ	NSJ	0	513	1,249	130	0	947	418	118	126	10,363
1580	7,708	3	0	0	19	325	0	0	8	0	0	0	0	184	1,024	59	0	1,115	179	118	126	10,867
1581	5,577	3	0	0	19	112	0	0	0	0	0	0	0	436	1,735	75	0	923	261	118	385	9,643
1582	6,540	3	0	0	19	233	0	0	0	0	6	NSJ	0	501	1,377	90	0	905	261	118	753	10,804

**A2-5a: Cloth (standard dozens)**

Date	Edin.	Hadd.	Dunbar	N. Ber.	Linlith.	Stir.	Inverk.	King.	Burnt.	Dysart	Culross	Crail	Pitten.	Perth	Dundee	Mont.	Arb.	Aberd.	Ayr	Irvine	Dumb.	Total
1583	-	-	-	-	-	-	-	-	-	-	-	NSJ	-	-	-	-	-	1,155	218	-	-	-
1584	-	-	-	-	-	-	-	-	-	-	-	NSJ	-	-	-	-	-	760	174	-	-	-
1585	-	-	-	-	-	-	-	-	-	-	-	NSJ	-	-	-	-	-	-	-	-	-	-
1586	-	-	-	-	-	-	-	-	-	-	-	NSJ	-	-	-	58	-	-	-	-	-	-
1587-9	-	-	-	-	-	-	-	-	-	-	-	NSJ	-	-	-	-	-	-	-	-	-	-
1590	5,838	3	0	0	0	176	0	0	0	0	0	NSJ	0	128	1,090	5	0	895	24	52	597	8,809
1591	4,339	1	0	0	0	282	0	0	0	0	0	NSJ	31	128	846	6	0	722	30	125	597	7,106
1592	4,263	0	0	0	0	185	0	0	0	0	0	NSJ	8	97	846	6	0	856	31	121	597	7,010
1593	7,403	0	0	0	0	339	0	0	0	0	0	NSJ	1	75	589	55	0	673	31	117	597	9,878
1594	6,851	0	0	0	0	220	30	0	0	0	0	NSJ	0	18	720	55	0	1,024	30	117	597	9,662
1595	6,874	0	0	0	0	121	0	0	0	0	0	NSJ	0	90	735	55	0	1,179	30	107	597	9,787
1596	3,621	10	0	0	0	108	0	0	0	0	0	NSJ	275	106	1,121	80	0	1,324	31	28	597	7,301
1597	6,004	0	0	0	0	95	0	0	0	0	0	NSJ	24	47	1,229	101	0	1,339	31	30	160	9,059
1598	7,995	0	0	0	0	124	0	3	0	0	0	NSJ	1	82	428	0	0	544	288	1	160	9,625
1599	7,995	0	0	0	0	84	0	3	100	0	0	NSJ	0	117	428	0	0	544	288	1	160	9,720

**A2-5b. Cloth at poorly represented ports (standard dozens)**

Date	Berwick T	Cupar	St Andrews	Bariff	Inverness	Elgin & Forres	Kirkcudbright	Wigtown	Dumfries
1426	-	0	<u>11</u>	0	<u>29</u>	-	-	-	-
1427	-	0	<u>11</u>	9	<u>29</u>	-	-	-	-
1428	-	0	<u>11</u>	19	29	-	-	-	-
1429	-	0	11	1	17	0	-	-	-
1430	-	0	11	0	0	21	-	-	-
1431	-	0	17	0	4	21	-	-	-
1432	-	0	<u>34</u>	0	2	<u>16</u>	-	-	-
1433	-	0	<u>34</u>	0	0	<u>16</u>	-	-	-
1434	-	0	<u>34</u>	1	0	<u>11</u>	681	-	-
1435	-	0	52	-	11	11	1,839	-	-
1436	-	0	<u>52</u>	-	<u>11</u>	<u>11</u>	-	-	-
1437	-	0	<u>52</u>	-	<u>11</u>	<u>11</u>	-	-	-
1438	-	0	<u>52</u>	-	<u>11</u>	<u>11</u>	-	-	-
1439-51	-	-	-	-	-	-	-	-	-
1452	-	0	-	-	0	0	-	-	-
1453	-	0	-	-	0	0	-	-	-
1454	-	0	-	-	0	0	-	-	-
1455	-	0	-	-	0	0	-	-	-
1456	-	0	-	-	0	0	25	-	-
1457	-	0	-	-	0	8	93	-	-
1458	-	0	-	-	0	8	345	-	-
1459	-	20	-	-	0	8	78	-	-
1460	-	3	-	-	0	8	209	-	-
1461	-	20	-	-	0	8	<u>365</u>	-	-
1462	-	18	-	-	0	8	522	19	-
1463	-	2	-	-	0	8	522	19	0
1464	-	2	-	-	0	8	316	<u>83</u>	288
1465	-	28	-	-	0	8	426	<u>83</u>	32
1466	186	83	-	-	0	8	1032	<u>83</u>	32



**A2-5b. Cloth at poorly represented ports (standard dozens)**

Date	Berwick T	Cupar	St Andrews	Bariff	Inverness	Elgin & Forres	Kirkcudbright	Wigtown	Dumfries
1467	0	37	-	-	0	8	470	83	32
1468	0	1	-	-	0	16	463	83	-
1469	1	11	-	-	0	16	631	83	-
1470	1	6	-	-	0	8	550	147	-
1471	0	0	-	-	0	8	550	147	-
1472	0	5	-	-	0	8	391	170	-
1473	0	10	100	-	0	8	233	170	-
1474	0	15	139	-	0	8	144	170	-
1475	0	16	141	-	0	0	410	170	-
1476	0	46	-	0	0	0	296	170	-
1477	0	55	-	0	0	0	499	170	-
1478	0	84	-	0	0	0	268	193	-
1479	0	147	-	0	0	0	484	355	-
1480	0	58	-	0	0	0	473	105	-
1481	0	11	-	0	0	0	81	105	-
1482	-	44	-	0	0	0	140	-	-
1483	-	0	-	0	0	0	140	-	-
1484	-	4	-	0	0	0	63	73	-
1485	-	25	-	0	0	0	63	73	-
1486	-	19	-	0	0	0	63	73	-
1487	-	13	-	0	0	0	159	81	-
1488	-	46	-	0	0	0	38	104	-
1489	-	67	-	0	0	0	38	105	-
1490	-	77	-	0	0	0	38	94	-
1491	-	45	-	0	0	0	38	94	-
1492	-	32	-	0	0	0	45	55	-
1493	-	240	-	0	0	0	45	55	-
1494	-	17	-	0	0	0	258	0	-
1495	-	41	-	-	0	0	91	97	-

**A2-5b. Cloth at poorly represented ports (standard dozens)**

Date	Berwick T	Cupar	St Andrews	Bariff	Inverness	Elgin & Forres	Kirkcudbright	Wigtown	Dumfries
1496	-	70	-	-	0	0	41	80	-
1497	-	111	-	-	0	0	43	75	-
1498	-	111	-	-	0	0	42	73	-
1499	-	5	-	-	0	0	135	185	-
1500	-	5	-	-	0	0	332	-	-
1501	-	5	-	2	0	0	329	140	-
1502	-	45	-	2	0	0	181	112	-
1503	-	163	-	2	0	0	181	112	-
1504	-	-	-	0	0	0	135	266	-
1505	-	-	-	0	0	0	177	266	-
1506	-	-	-	0	-	-	286	266	-
1507	-	-	-	0	-	-	286	266	99
1508	-	-	-	0	-	-	286	266	-
1509	-	-	-	0	-	-	286	266	-
1510	-	-	-	-	-	-	286	266	-
1511	-	-	-	-	-	-	396	420	-
1512	-	-	-	-	-	-	716	-	-
1513	-	-	-	-	-	-	615	-	-
1514	-	-	-	-	-	-	541	353	-
1515	-	-	-	-	-	-	541	353	-
1516	-	-	-	-	-	-	579	419	-
1517	-	-	-	-	-	-	786	262	-
1518	-	-	-	7	0	-	482	-	-
1519	-	-	-	7	0	-	482	-	-
1520	-	-	-	7	0	-	482	-	-
1521	-	-	-	-	0	-	482	-	-
1522	-	-	-	-	0	-	482	-	-
1523	-	-	-	-	-	-	482	-	-
1524	-	-	-	-	-	-	482	-	-

**A2-5b. Cloth at poorly represented ports (standard dozens)**

Date	Berwick T	Cupar	St Andrews	Bariff	Inverness	Elgin & Forres	Kirkcudbright	Wigtown	Dumfries
1525	-	110	-	-	-	-	178	-	-
1526	-	53	-	-	-	-	199	-	-
1527	-	-	-	-	-	-	199	-	-
1528	-	-	-	-	-	-	199	-	-
1529	-	-	-	-	-	-	199	-	-
1530	-	-	-	-	-	-	199	-	-
1531	-	-	-	-	-	-	199	-	-
1532	-	-	-	-	-	-	199	-	-
1533	-	-	-	-	-	-	199	-	-
1534	-	-	-	-	-	-	199	-	-
1535	-	-	-	-	-	-	199	-	-
1536	-	-	-	-	-	-	199	-	-
1537	-	-	-	-	-	-	199	-	-
1538	-	-	-	-	0	-	199	-	-
1539	-	-	-	0	0	-	199	-	-
1540	-	-	-	0	0	-	220	39	-
1541	-	-	-	0	0	-	0	422	-
1542	-	-	-	0	0	-	270	263	-
1543	-	-	-	0	-	-	-	0	-
1544	-	-	-	-	-	-	-	16	-
1545	-	-	-	-	-	-	-	16	-
1546	-	-	-	-	-	-	-	16	-
1547	-	-	-	-	-	-	-	16	-
1548	-	-	-	-	-	-	-	16	-
1549	-	-	-	-	-	-	-	16	-
1550	-	-	-	-	-	-	-	16	-
1551	-	-	-	-	-	-	-	16	-
1552	-	-	-	-	-	-	-	16	-
1553	-	-	-	-	-	-	-	-	-

**A2-5b. Cloth at poorly represented ports (standard dozens)**

Date	Berwick T	Cupar	St Andrews	Barff	Inverness	Elgin & Forres	Kirkcudbright	Wigtown	Dumfries
1554	-	-	-	-	-	-	-	-	-
1555	-	-	-	-	-	-	-	-	-
1556	-	55	-	-	-	0	14	-	-
1557	-	54	-	0	-	0	14	-	-
1558	-	21	-	0	-	0	14	-	-
1559	-	36	-	-	-	0	14	-	-
1560	-	43	-	-	-	-	14	-	-
1561	-	137	-	-	-	-	14	-	-
1562	-	91	-	-	-	-	14	-	-
1563	-	91	-	-	-	-	14	-	-
1564	-	123	-	-	-	-	14	-	-
1565	-	70	-	-	-	-	14	-	-
1566	-	-	-	-	0	-	14	-	-
1567	-	-	-	-	-	-	14	-	-
1568	-	-	-	-	-	-	14	-	-
1569	-	-	-	-	-	-	14	-	-
1570	-	-	-	-	-	-	14	-	-
1571	-	-	-	-	-	-	14	-	-
1572	-	-	-	-	-	-	14	-	-
1573	-	-	-	-	-	-	14	-	-
1574	-	69	-	0	-	-	14	-	-
1575	-	107	-	0	-	-	14	-	-
1576	-	121	-	0	-	-	14	-	-
1577	-	63	-	0	-	-	14	-	-
1578	-	76	-	0	-	-	14	-	0
1579	-	98	-	0	-	-	14	-	0
1580	-	60	-	0	-	-	14	-	0
1581	-	18	-	0	-	-	14	-	0
1582	-	25	-	0	-	-	14	-	0

**A2-5b. Cloth at poorly represented ports (standard dozens)**

Date	Berwick T	Cupar	St Andrews	Barff	Inverness	Elgin & Forres	Kirkcudbright	Wigtown	Dumfries
1583-9	-	-	-	-	-	-	-	-	-
1590	-	0	0	-	-	-	-	-	0
1591	-	5	0	-	-	-	-	-	0
1592	-	1	0	-	-	-	-	-	0
1593	-	8	0	-	-	-	-	-	0
1594	-	24	0	-	-	-	-	-	0
1595	-	3	0	-	-	-	-	-	0
1596	-	5	0	-	-	-	-	-	0
1597	-	0	0	-	-	-	-	-	0
1598	-	0	31	-	-	-	-	-	0
1599	-	0	1	-	-	-	-	-	0

**A2-6a: Salmon (barrels)**

Date	Edinburgh	Hadd.	Linlith.	Stirling	Inverk.	King.	Burnt.	Dysart	Crail	Pitten.	Perth	Dundee	Montrose	Arb.	Aberdeen	Ayr	Irvine	Dumb.	Total
1426	(0)	(0)	(0)	(0)	(0)	(0)	NSJ	NSJ	(0)	NSJ	(32)	(0)	(43)	(0)	(147)	(0)	NSJ	(0)	-
1427	(0)	(0)	(0)	(0)	(0)	(0)	NSJ	NSJ	(0)	NSJ	(16)	(0)	(22)	(0)	(284)	(0)	NSJ	(0)	-
1428	(0)	(0)	(0)	(0)	(0)	(0)	NSJ	NSJ	(0)	NSJ	(0)	(0)	(0)	(0)	(284)	(1)	NSJ	(0)	-
1429	(0)	(0)	(0)	(0)	(0)	(0)	NSJ	NSJ	(0)	NSJ	(0)	(0)	(60)	(0)	(422)	(0)	NSJ	(0)	-
1430	(0)	(0)	(0)	(0)	(0)	(0)	NSJ	NSJ	(0)	NSJ	(0)	(0)	(35)	(0)	(266)	(5)	NSJ	(0)	-
1431	(0)	(0)	(0)	(0)	(0)	(0)	NSJ	NSJ	(0)	NSJ	(0)	(0)	(35)	(0)	(441)	(0)	NSJ	(0)	-
1432	(0)	(0)	(0)	(0)	(0)	(0)	NSJ	NSJ	(0)	NSJ	(0)	(0)	(40)	(0)	(579)	(0)	NSJ	(0)	-
1433	(0)	(0)	(0)	(0)	(0)	(0)	NSJ	NSJ	(0)	NSJ	(0)	(0)	(40)	(0)	(579)	(0)	NSJ	(0)	-
1434	(0)	(0)	(0)	(0)	(0)	(0)	NSJ	NSJ	(0)	NSJ	(0)	(0)	(45)	(0)	(717)	(0)	NSJ	(0)	-
1435	(0)	(0)	(0)	(4)	(0)	(0)	NSJ	NSJ	(0)	NSJ	(0)	(0)	(51)	(0)	(593)	(0)	NSJ	(0)	-
1436	(0)	(0)	(0)	(2)	(0)	(0)	NSJ	NSJ	(0)	NSJ	(0)	(0)	(26)	(0)	(549)	(0)	NSJ	(0)	-
1437	(0)	(0)	(0)	(0)	(0)	(0)	NSJ	NSJ	(0)	NSJ	(0)	(0)	(0)	(0)	(549)	(0)	NSJ	(0)	-
1438	-	-	-	-	-	-	NSJ	NSJ	-	NSJ	-	-	-	-	(506)	-	NSJ	-	-
1439	-	-	-	-	-	-	NSJ	NSJ	-	NSJ	-	-	-	-	-	-	NSJ	-	-
1440	-	-	-	-	-	-	NSJ	NSJ	-	NSJ	-	-	-	-	-	(7)	NSJ	-	-
1441	-	-	-	-	-	-	NSJ	NSJ	-	NSJ	-	-	-	-	-	(8)	NSJ	-	-
1442	-	-	-	-	-	-	NSJ	NSJ	-	NSJ	-	-	-	-	-	(8)	NSJ	-	-
1443	-	-	-	-	-	-	NSJ	NSJ	-	NSJ	-	-	-	-	-	(8)	NSJ	-	-
1444	-	-	-	-	-	-	NSJ	NSJ	-	NSJ	-	-	-	-	-	-	NSJ	-	-
1445	-	-	-	-	-	-	NSJ	NSJ	-	NSJ	-	-	-	-	(300)	-	-	(2)	-
1446	(28)	(0)	(0)	(0)	(0)	(0)	NSJ	NSJ	(0)	NSJ	(0)	(0)	(0)	(0)	(0)	(3)	(0)	(0)	-
1447	(28)	(0)	(0)	(0)	(0)	(0)	NSJ	NSJ	(0)	NSJ	(0)	(0)	(0)	(0)	(159)	(0)	(0)	(0)	-
1448	(0)	(0)	(0)	(0)	(0)	(0)	NSJ	NSJ	(0)	NSJ	(0)	(0)	(0)	(0)	(133)	(0)	(0)	(0)	-
1449	(0)	(0)	(0)	(0)	(0)	(0)	NSJ	NSJ	(0)	NSJ	(0)	(0)	(0)	(0)	(23)	(0)	(0)	(0)	-
1450	(0)	(0)	(0)	(0)	(0)	(0)	NSJ	NSJ	(0)	NSJ	(0)	(0)	(0)	(0)	(23)	(0)	(0)	(0)	-
1451	(0)	(0)	(0)	(0)	(0)	(0)	NSJ	NSJ	(0)	NSJ	(0)	(0)	(0)	(0)	(11)	(0)	(0)	(0)	-
1452	(0)	(0)	(0)	(0)	(0)	(0)	NSJ	NSJ	(0)	NSJ	(0)	(0)	(0)	(0)	(0)	(0)	(0)	(0)	-
1453	(0)	(0)	(0)	(0)	(0)	(0)	NSJ	NSJ	(0)	NSJ	(0)	(0)	(0)	(0)	(0)	(0)	(0)	(0)	-
1454	(0)	(0)	(0)	(0)	(0)	(0)	NSJ	NSJ	(0)	NSJ	(0)	(0)	(0)	(0)	(32)	(0)	(0)	(0)	-
1455	(0)	(0)	(0)	(0)	(0)	(0)	NSJ	NSJ	(0)	NSJ	(0)	(0)	(0)	(0)	(0)	(0)	(0)	(0)	-

**A2-6a: Salmon (barrels)**

Date	Edinburgh	Hadd.	Linlith.	Stirling	Inverk.	King.	Burnt.	Dysart	Craik	Pitten.	Perth	Dundee	Montrose	Arb.	Aberdeen	Ayr	Irvine	Dumb.	Total
1456	(0)	(0)	(0)	(0)	(0)	(0)	NSJ	NSJ	(0)	NSJ	(0)	(0)	(0)	(0)	(0)	(0)	(0)	(0)	-
1457	(0)	(0)	(0)	(0)	(0)	(0)	NSJ	NSJ	(0)	NSJ	(0)	(0)	(0)	(0)	(0)	(0)	(0)	(0)	-
1458	(0)	(0)	(0)	(0)	(0)	(0)	NSJ	NSJ	(0)	NSJ	(0)	(0)	(0)	(0)	(0)	(0)	(0)	(0)	-
1459	(0)	(0)	(0)	(0)	(0)	(0)	NSJ	NSJ	(0)	NSJ	(0)	(0)	(0)	(0)	(0)	(0)	(0)	(0)	-
1460	(0)	(0)	(0)	(0)	(0)	(0)	NSJ	NSJ	(0)	NSJ	(0)	(0)	(0)	(0)	(10)	(0)	(0)	(0)	-
1461	(6)	(0)	(0)	(0)	(0)	(0)	NSJ	NSJ	(0)	NSJ	(0)	(0)	(0)	(0)	(0)	(0)	(0)	(0)	-
1462	(0)	(0)	(0)	(0)	(0)	(0)	NSJ	NSJ	(0)	NSJ	(0)	(0)	(0)	(0)	(0)	(0)	(0)	(0)	-
1463	(0)	(0)	(0)	(0)	(0)	(0)	NSJ	NSJ	(0)	NSJ	(0)	(0)	(0)	(0)	(0)	(0)	(0)	(0)	-
1464	(0)	(0)	(0)	(0)	(0)	(0)	NSJ	(0)	(0)	NSJ	(0)	(0)	(0)	(0)	(3)	(0)	(0)	(0)	-
1465	(0)	(0)	(0)	(0)	(0)	(0)	NSJ	(0)	(0)	NSJ	(0)	(0)	(0)	(0)	(9)	(0)	(0)	(0)	-
1466	(0)	(0)	(0)	(0)	(0)	(0)	NSJ	(0)	(0)	NSJ	121	(0)	(0)	(0)	(13)	(0)	(0)	(0)	-
1467	236	(0)	(0)	(0)	(0)	(0)	NSJ	(0)	(0)	NSJ	121	179	(0)	(0)	(0)	(0)	(0)	(0)	-
1468	(0)	(0)	(0)	6	2	(0)	NSJ	(0)	(0)	NSJ	199	179	(0)	(0)	(0)	(0)	(0)	(0)	-
1469	(0)	(0)	(0)	12	0	(0)	NSJ	(0)	(0)	NSJ	(0)	(0)	(0)	(0)	(34)	(0)	(0)	(0)	-
1470	(0)	(0)	(0)	6	0	(0)	NSJ	0	0	NSJ	(0)	(0)	(0)	(0)	(71)	(0)	(0)	(0)	-
1471	(0)	(0)	(0)	0	0	0	NSJ	0	0	NSJ	40	(0)	(64)	0	(109)	0	(0)	4	-
1472	(0)	(0)	0	6	0	7	NSJ	6	0	NSJ	65	(0)	4	0	(266)	0	0	4	-
1473	122	0	0	13	0	14	NSJ	6	0	NSJ	89	114	4	0	(266)	0	0	4	-
1474	109	0	0	18	0	2	NSJ	0	0	NSJ	289	114	84	0	628	0	0	2	1,247
1475	51	0	0	23	0	2	NSJ	0	0	NSJ	229	132	70	0	1,051	0	0	2	1,560
1476	77	0	0	24	0	2	NSJ	16	0	NSJ	311	155	77	0	1,594	0	0	0	2,256
1477	67	0	0	61	0	0	NSJ	23	0	NSJ	427	166	77	0	1,156	0	0	0	1,977
1478	5	0	0	102	0	0	NSJ	2	0	NSJ	235	154	66	0	1,027	0	0	20	1,612
1479	0	0	0	79	0	1	NSJ	8	0	NSJ	326	122	66	0	2,029	0	0	2	2,633
1480	0	0	0	106	0	3	NSJ	0	0	NSJ	334	269	106	0	852	0	0	27	1,699
1481	3	0	0	76	0	2	NSJ	12	0	NSJ	416	112	155	0	1,245	7	0	0	2,027
1482	13	0	0	15	0	0	NSJ	4	0	NSJ	86	157	85	0	1,849 <sup>1</sup>	0	0	0	2,209
1483	13	0	0	9	0	0	NSJ	4	0	NSJ	55	45	0	0	1,590	0	0	0	1,715

<sup>1</sup> Salmon exported by Aberdeen's burgesses was not customed in ca. 1482-1538. They exported two-thirds of Aberdeen's salmon in 1445 and once they became exempt customs fell by this amount. Therefore the available figures have been increased accordingly (1482-1507, 1514-16, 1523-24), estimates have been made in the normal way where there are no figures at all.

**A2-6a: Salmon (barrels)**

Date	Edinburgh	Hadd.	Linlith.	Stirling	Inverk.	King.	Burnt.	Dysart	Craik	Pitten.	Perth	Dundee	Montrose	Arb.	Aberdeen	Ayr	Irvine	Dumb.	Total
1484	13	0	0	3	0	0	NSJ	0	0	0	17	34	86	0	725	0	0	0	878
1485	9	0	0	18	0	0	NSJ	6	0	0	62	76	82	0	725	0	0	1	979
1486	9	0	0	16	0	0	NSJ	12	0	0	82	158	85	0	266	0	0	4	632
1487	31	0	0	7	0	0	NSJ	54	0	0	50	38	37	0	1,702	0	0	0	1,919
1488	43	0	0	7	0	0	NSJ	13	0	0	96	42	37	0	1,255	0	0	0	1,492
1489	19	0	0	17	0	0	NSJ	0	0	0	24	21	19	0	1,688	0	0	0	1,787
1490	12	0	0	8	0	0	NSJ	3	0	0	21	17	19	0	918	0	0	0	1,003
1491	39	0	0	31	0	0	NSJ	3	0	0	4	19	19	0	819	0	0	0	933
1492	46	0	0	24	0	0	NSJ	10	0	0	71	79	19	0	1,128	0	0	0	1,375
1493	172	0	0	13	0	2	NSJ	8	0	0	57	69	19	0	1,394	0	0	0	1,733
1494	93	0	0	3	0	2	NSJ	2	0	0	29	51	19	0	1,091	0	0	0	1,289
1495	4	0	0	19	0	2	NSJ	7	0	0	55	42	19	0	1,601	0	0	0	1,748
1496	101	0	0	22	0	0	NSJ	30	0	0	87	90	0	0	1,106	0	0	0	1,436
1497	49	0	0	0	0	0	NSJ	0	0	0	47	48	83	0	1,010	0	0	0	1,237
1498	22	0	0	5	0	0	NSJ	0	0	0	88	75	64	0	867	0	0	0	1,122
1499	86	0	0	6	0	0	NSJ	0	0	0	156	106	268	0	1,330	2	0	0	1,953
1500	0	0	0	9	0	0	NSJ	4	0	4	60	79	213	0	1,248	1	0	0	1,618
1501	35	0	0	3	0	0	NSJ	16	0	2	39	27	127	0	1,108	0	0	0	1,358
1502	28	0	0	18	0	0	NSJ	20	17	3	35	15	142	0	1,036	0	0	0	1,313
1503	111	0	0	1	0	0	NSJ	9	2	0	48	76	100	0	1,080	0	0	0	1,426
1504	117	0	0	0	0	0	NSJ	4	0	0	26	64	157	0	1,052	0	0	0	1,419
1505	67	0	0	5	0	0	NSJ	28	0	0	65	88	115	0	1,056	6	0	0	1,430
1506	246	0	0	2	0	0	NSJ	14	0	0	87	100	79	3	1,197	0	0	0	1,728
1507	29	0	0	5	0	0	NSJ	14	0	0	134	100	222	3	1,035	1	0	0	1,541
1508	40	0	0	8	0	0	NSJ	14	0	0	134	100	134	3	789	2	0	0	1,223
1509	235	0	0	13	0	0	NSJ	14	0	0	134	100	172	3	789	4	0	3	1,467
1510	6	0	0	19	0	0	NSJ	14	0	0	134	112	134	9	789	30	0	21	1,268
1511	19	0	0	11	0	0	NSJ	14	0	0	180	193	117	3	789	26	0	0	1,353
1512	102	0	0	50	0	0	NSJ	14	0	0	220	211	150	2	789	7	0	1	1,545
1513	222	0	0	1	0	0	NSJ	14	0	0	95	145	118	2	789	60	2	12	1,460



**A2-6a: Salmon (barrels)**

Date	Edinburgh	Hadd.	Linlith.	Stirling	Inverk.	King.	Burnt.	Dysart	Craik	Pitten.	Perth	Dundee	Montrose	Arb.	Aberdeen	Ayr	Irvine	Dumb.	Total
1514	184	0	0	0	0	0	NSJ	14	NSJ	0	173	176	100	0	544	3	2	0	1,196
1515	132	0	0	0	0	0	NSJ	14	NSJ	0	105	189	137	0	544	12	6	0	1,139
1516	86	0	0	2	0	0	NSJ	14	NSJ	0	104	299	128	0	758	0	34	0	1,424
1517	142	0	0	2	0	0	NSJ	14	NSJ	0	223	307	116	0	962	0	5	0	1,770
1518	102	0	0	2	0	0	NSJ	14	NSJ	0	346	140	117	0	962	8	41	0	1,731
1519	177	0	0	2	0	0	NSJ	14	NSJ	0	283	202	229	0	962	5	54	0	1,927
1520	155	0	0	2	0	0	NSJ	14	NSJ	0	283	202	229	0	962	5	54	0	1,905
1521	155	0	0	2	0	0	NSJ	14	NSJ	0	283	390	153	0	962	5	54	0	2,018
1522	155	0	0	2	0	0	NSJ	14	NSJ	0	196	351	136	0	962	5	38	0	1,858
1523	133	0	0	2	0	0	NSJ	14	NSJ	0	116	204	106	0	1,166	5	38	0	1,784
1524	133	0	0	2	0	0	NSJ	14	NSJ	0	116	204	106	0	1,166	5	38	0	1,784
1525	157	0	0	2	0	0	NSJ	14	NSJ	0	162	226	89	0	1,198	0	0	0	1,847
1526	155	0	0	2	0	0	NSJ	14	NSJ	0	259	416	220	0	1,198	0	12	8	2,283
1527	32	0	0	2	0	0	NSJ	14	NSJ	0	250	406	231	0	1,198	4	30	0	2,167
1528	48	0	0	2	0	0	NSJ	14	NSJ	0	192	335	289	0	1,198	4	30	0	2,112
1529	122	0	0	2	0	0	NSJ	14	NSJ	1	224	291	196	0	1,198	4	30	0	2,083
1530	118	0	0	2	0	0	NSJ	14	NSJ	19	330	326	243	0	1,198	4	30	0	2,283
1531	27	0	0	2	0	0	NSJ	14	NSJ	1	250	409	391	0	1,198	4	30	0	2,325
1532	49	0	0	2	0	0	NSJ	14	NSJ	0	228	366	518	0	1,198	4	30	0	2,409
1533	68	0	0	2	0	0	NSJ	0	NSJ	0	215	305	493	0	1,198	4	30	0	2,316
1534	33	0	0	2	0	0	NSJ	0	NSJ	0	463	308	268	0	1,198	4	30	0	2,305
1535	60	0	0	6	0	0	NSJ	20	NSJ	0	386	428	484	0	1,198	4	30	26	2,641
1536	127	0	0	14	0	0	NSJ	20	NSJ	0	432	459	449	0	1,198	9	30	26	2,764
1537	195	0	0	22	0	0	NSJ	20	NSJ	0	479	490	415	0	1,198	9	47	26	2,900
1538	90	0	0	4	0	0	NSJ	20	NSJ	0	617	530	419	0	1,230	9	18	26	2,961
1539	447	0	0	8	0	0	NSJ	20	NSJ	0	380	561	562	0	3,179	9	146	52	5,363
1540	252	0	0	3	0	0	NSJ	39	NSJ	1	357	521	429	0	2,317	1	94	3	4,015
1541	312	0	0	11	0	0	NSJ	67	NSJ	14	386	625	345	0	1,755	11	47	1	3,572
1542	212	0	0	6	0	0	29	95	NSJ	19	554	528	316	0	1,580	10	42	53	3,444
1543	119	0	0	0	0	0	0	105	NSJ	26	447	167	150	0	1,025	5	28	26	2,099

**A2-6a: Salmon (barrels)**

Date	Edinburgh	Hadd.	Linlith.	Stirling	Inverk.	King.	Burnt.	Dysart	Craik	Pitten.	Perth	Dundee	Montrose	Arb.	Aberdeen	Ayr	Irvine	Dumb.	Total
1544	98	0	0	0	0	0	0	88	NSJ	2	340	498	216	0	941	5	15	26	2,230
1545	98	0	0	0	0	0	0	88	NSJ	2	100	205	216	0	941	5	15	26	1,697
1546	98	0	0	4	0	0	0	88	NSJ	9	100	154	216	0	1,076	5	15	26	1,791
1547	56	0	0	4	0	0	0	7	NSJ	23	100	469	216	0	1,076	5	15	26	1,997
1548	56	0	0	4	0	0	0	7	NSJ	1	60	388	199	0	1,076	5	15	26	1,838
1549	56	0	0	4	0	0	0	7	NSJ	1	60	388	199	0	1,076	5	15	26	1,838
1550	56	0	0	4	0	0	0	7	NSJ	1	60	307	199	0	1,076	5	15	26	1,756
1551	117	0	0	4	0	0	0	4	NSJ	0	115	264	206	0	1,234	5	15	26	1,990
1552	101	0	0	4	0	0	0	4	NSJ	0	113	245	206	0	1,329	5	15	26	2,048
1553	84	0	0	4	0	4	0	4	NSJ	0	451	325	256	0	1,329	5	15	26	2,504
1554	82	0	0	4	0	0	0	4	NSJ	0	282	325	274	0	1,329	5	15	26	2,347
1555	96	0	0	7	0	0	0	0	NSJ	0	310	406	340	0	1,424	0	3	0	2,586
1556	360	0	10	6	0	7	7	20	NSJ	10	212	234	297	0	1,488	0	23	109	2,783
1557	139	0	2	0	0	3	23	20	NSJ	26	113	336	342	0	1,032	0	27	40	2,101
1558	401	0	0	0	0	0	1	3	NSJ	1	159	427	229	0	1,032	0	1	40	2,292
1559	295	0	0	0	0	0	0	0	NSJ	0	265	333	218	0	919	0	6	40	2,076
1560	227	0	0	0	0	0	0	0	NSJ	0	265	306	196	0	919	0	4	27	1,943
1561	229	0	0	0	0	0	0	4	NSJ	0	265	397	196	0	919	0	1	27	2,038
1562	131	0	0	0	0	0	0	0	NSJ	0	265	415	196	0	919	0	0	27	1,953
1563	253	0	0	0	0	0	0	0	NSJ	0	265	333	196	0	919	0	12	14	1,992
1564	253	0	0	0	0	0	0	0	NSJ	0	265	342	196	0	919	0	2	30	2,007
1565	215	0	0	0	0	0	0	0	NSJ	0	265	318	196	0	919	0	0	30	1,944
1566	75	0	0	0	0	0	0	0	NSJ	0	265	128	196	0	919	0	0	30	1,613
1567	75	0	0	0	0	0	0	0	NSJ	0	265	243	196	0	919	0	0	30	1,728
1568	74	0	0	0	0	0	8	0	NSJ	0	265	243	196	0	919	0	0	30	1,735
1569	74	0	0	0	0	0	8	0	NSJ	0	265	243	196	0	919	0	0	30	1,735
1570	74	0	0	0	0	0	8	0	NSJ	0	265	243	196	0	919	0	0	30	1,735
1571	74	0	0	0	0	0	4	0	NSJ	0	265	243	196	0	919	0	0	30	1,731
1572	74	0	0	0	0	0	4	0	NSJ	0	265	243	196	0	919	0	0	46	1,747
1573	71	0	0	0	0	0	0	0	NSJ	8	265	243	196	0	919	0	0	46	1,747

**A2-6a: Salmon (barrels)**

Date	Edinburgh	Hadd.	Linlith.	Stirling	Inverk.	King.	Burnt.	Dysart	Craik	Pitten.	Perth	Dundee	Montrose	Arb.	Aberdeen	Ayr	Irvine	Dumb.	Total
1574	68	0	0	0	0	0	0	0	NSJ	15	372	358	174	0	806	0	0	46	1,839
1575	88	0	0	0	0	0	0	0	NSJ	1	321	267	214	0	905	0	0	46	1,842
1576	104	0	0	2	0	0	0	0	NSJ	0	275	277	241	0	1,282	0	0	54	2,234
1577	189	0	0	3	0	0	0	3	NSJ	0	407	166	61	0	848	0	0	66	1,742
1578	74	0	0	2	0	0	0	0	NSJ	0	160	109	96	0	542	0	0	16	999
1579	158	2	0	1	0	0	0	0	NSJ	0	320	145	84	0	680	0	0	16	1,406
1580	122	0	0	7	0	0	0	0	NSJ	0	109	96	172	0	895	62	0	16	1,478
1581	202	0	0	3	0	0	0	0	NSJ	1	340	236	177	0	1,253	5	0	120	2,337
1582	426	0	0	3	0	0	0	0	NSJ	11	294	322	216	0	1,081	5	0	84	2,442
1583	-	-	-	-	-	-	-	-	NSJ	-	-	-	-	-	1,070	2	-	-	-
1584	-	-	-	-	-	-	-	-	NSJ	-	-	-	-	-	1,086	0	-	-	-
1585	-	-	-	-	-	-	-	-	NSJ	-	-	-	-	-	-	-	-	-	-
1586	-	-	-	-	-	-	-	-	NSJ	-	-	-	124	-	-	-	-	-	-
1587-9	-	-	-	-	-	-	-	-	NSJ	-	-	-	-	-	-	-	-	-	-
1590	361	0	0	0	0	0	0	0	NSJ	0	144	34	118	0	573	24	0	57	1,310
1591	186	0	0	0	0	0	0	0	NSJ	0	144	57	86	0	399	0	0	57	929
1592	239	0	0	0	0	0	0	0	NSJ	0	73	57	86	0	889	0	0	57	1,400
1593	147	0	0	2	0	0	0	0	NSJ	0	50	47	90	0	612	0	0	57	1,004
1594	177	0	0	1	0	0	0	0	NSJ	0	28	54	90	0	884	0	0	57	1,290
1595	199	0	0	0	0	0	0	0	NSJ	0	43	60	90	0	842	0	0	57	1,290
1596	393	0	0	0	0	0	0	0	NSJ	0	62	56	32	0	506	0	0	57	1,106
1597	558	0	0	0	0	0	0	0	NSJ	0	85	665	109	0	697	0	0	52	2,166
1598	420	0	0	0	0	0	0	0	NSJ	0	66	146	97	0	598	0	0	52	1,379
1599	420	0	0	0	0	0	0	0	NSJ	0	47	146	97	0	598	0	0	52	1,359

**A2-6b: Salmon from poorly represented ports (barrels)**

Date	Berwick T.	Cupar	St And.	Banff	Inverness	Elgin & Forres
1426-7	-	-	-	-	-	-
1428	-	(0)	-	(110)	(0)	-
1429	-	(0)	-	(33)	(0)	(172)
1430	-	(0)	-	(0)	(0)	(0)
1431	-	(0)	-	-	(0)	(0)
1432	-	-	-	-	-	-
1433	-	-	-	-	(0)	-
1434	-	(0)	-	(0)	(0)	(0)
1435	-	(0)	-	-	(0)	(0)
1435-50	-	-	-	-	-	-
1451	-	-	-	(39)	-	-
1452-65	-	-	-	-	-	-
1466	130	-	-	-	-	-
1467	49	-	-	-	(20)	-
1468	414	-	-	-	-	-
1469	360	-	-	-	-	-
1470	270	-	-	-	-	-
1471	179	-	-	-	-	136
1472	303	-	-	-	-	136
1473	427	0	-	-	0	136
1474	530	0	2	-	35	136
1475	530	0	11	-	35	136
1476	530	0	-	148	69	136

Date	Berwick T.	Cupar	St And.	Banff	Inverness	Elgin & Forres
1477	634	0	-	148	0	136
1478	380	0	-	180	148	136
1479	758	0	-	180	-	296
1480	917	0	-	180	180	170
1481	891	0	-	205	-	65
1482	-	0	-	122	-	65
1483	-	0	-	122	-	65
1484	-	0	-	122	-	65
1485	-	0	-	122	-	65
1486	-	0	-	- <sup>1</sup>	-	396 <sup>2</sup>
1487	-	0	-	- <sup>1</sup>	-	289 <sup>2</sup>
1488	-	0	-	- <sup>1</sup>	-	289 <sup>2</sup>
1489	-	0	-	- <sup>1</sup>	-	289 <sup>2</sup>
1490	-	0	-	- <sup>1</sup>	-	289 <sup>2</sup>
1491	-	0	-	- <sup>1</sup>	-	289 <sup>2</sup>
1492	-	0	-	- <sup>1</sup>	-	289 <sup>2</sup>
1493	-	0	-	- <sup>1</sup>	-	289 <sup>2</sup>
1494	-	0	-	- <sup>1</sup>	-	289 <sup>2</sup>
1495	-	0	-	-	-	182
1496	-	0	-	-	-	182
1497	-	0	-	-	-	182

<sup>1</sup> See Inverness, Elgin and Forres.

<sup>2</sup> Customs of Inverness, Elgin, Forres and Banff.

**A2-6b: Salmon from poorly represented ports (barrels)**

Date	Berwick T.	Cupar	St And.	Banff	Inverness	Elgin & Forres
1498	-	0	-	-	313	-
1499	-	0	-	-	313	-
1500	-	0	-	-	268	-
1501	-	0	-	91	265	-
1502	-	0	-	91	<u>249</u>	-
1503	-	0	-	91	<u>249</u>	1,465
1504	-	-	-	37	<u>249</u>	1,779
1505	-	-	-	37	232	1,862
1506	-	-	-	37	-	1,999
1507	-	-	-	114	-	-
1508	-	-	-	114	-	-
1509	-	-	-	56	-	-
1510-17	-	-	-	-	-	-
1518	-	-	-	276	258	-
1519	-	-	-	276	299	-
1520	-	-	-	276	299	-
1521	-	-	-	-	<u>299</u>	-
1522	-	-	-	-	<u>299</u>	-
1523-4	-	-	-	-	-	-
1525-6	-	0	-	-	-	-
1527-37	-	-	-	-	-	-
1538	-	-	-	-	427	-
1539	-	-	-	237	379	-

Date	Berwick T.	Cupar	St And.	Banff	Inverness	Elgin & Forres
1540	-	-	-	361	934	-
1541	-	-	-	222	884	-
1542	-	-	-	170	1,130	-
1543	-	-	-	279	-	-
1544-55	-	-	-	-	-	-
1556	-	0	-	-	-	1,465
1557	-	0	-	113	-	1,779
1558	-	1	-	113	-	1,862
1559	-	5	-	-	-	1,999
1560-5	-	0	-	-	-	-
1566	-	-	-	-	117	-
1567-73	-	-	-	-	-	-
1574	-	0	-	90	-	-
1575	-	0	-	90	-	-
1576	-	0	-	90	-	-
1577	-	0	-	52	-	-
1578	-	0	-	89	-	-
1579	-	0	-	113	-	-
1580	-	0	-	102	-	-
1581	-	0	-	182	-	-
1582	-	0	-	118	-	-
1583-9	-	-	-	-	-	-
1590-9	-	0	0	-	-	-

**A2-7a: Herring and Codling (barrels)**

Date	Eclin.	Hadd.	Dunbar	N. Ber.	Preston.	Linlith.	Stir.	Inverk.	King.	Burnt.	Dysart	Craik	Pitten.	Perth	Dundee	Mont.	Arb.	Aberd.	Ayr	Irvine	Dumb.	Total	
1430	-	-	-	-	NSJ	-	-	-	-	NSJ	NSJ	-	NSJ	-	-	-	-	-	(24)	-	-	-	
1431-65	-	-	-	-	NSJ	-	-	-	-	NSJ	NSJ	-	NSJ	-	-	-	-	-	-	-	-	-	
1466	-	-	-	120	NSJ	-	-	-	-	NSJ	NSJ	-	NSJ	-	-	-	-	-	-	-	-	-	
1467	-	-	-	1	NSJ	-	-	-	-	NSJ	NSJ	-	NSJ	-	-	-	-	-	-	-	-	-	
1468	-	-	-	35	NSJ	-	-	-	-	NSJ	NSJ	-	NSJ	-	-	-	-	-	-	-	-	-	
1469	-	-	-	35	NSJ	-	-	-	-	NSJ	NSJ	-	NSJ	-	-	-	-	-	-	-	-	-	
1470	-	-	-	26	NSJ	-	-	-	-	NSJ	0	37	NSJ	-	-	-	-	-	-	-	-	-	
1471	-	-	-	16	NSJ	-	-	-	-	NSJ	0	37	NSJ	-	-	-	-	-	-	-	-	4	
1472	-	-	-	8	NSJ	-	-	-	-	NSJ	0	0	0	-	-	-	-	-	-	-	-	4	
1473	73	0	0	0	NSJ	0	0	0	0	NSJ	0	0	0	0	0	0	0	0	0	0	0	4	
1474	221	0	0	0	NSJ	0	0	0	28	NSJ	0	0	9	0	0	0	0	0	24	0	0	3	
1475	771	0	0	0	NSJ	0	0	0	28	NSJ	0	0	9	0	0	0	0	0	0	0	0	3	
1476	1,079	0	0	7	NSJ	0	0	9	28	NSJ	0	0	48	0	0	0	0	0	0	0	0	0	
1477	781	0	29	0	NSJ	0	0	8	42	NSJ	0	0	56	0	0	0	0	0	0	0	0	0	
1478	1,142	0	0	46	NSJ	0	0	11	144	NSJ	0	0	147	0	0	0	0	0	0	0	0	37	
1479	954	0	0	1	0	0	0	0	179	NSJ	0	0	2	0	3	0	0	0	0	396	0	0	
1480	440	0	0	11	0	0	0	0	22	NSJ	0	0	192	0	0	0	0	0	54	672 <sup>1</sup>	60	0	
1481	19	0	0	35	NSJ	0	10	0	0	NSJ	0	0	53	0	0	0	0	0	611	1,380 <sup>1</sup>	914	3,022	
1482	179	0	6	59	NSJ	0	0	0	0	NSJ	0	0	0	0	27	0	0	0	- <sup>2</sup>	2,241 <sup>3</sup>	0	2,511	
1483	179	0	6	0	NSJ	0	0	0	0	NSJ	0	0	0	0	18	0	0	0	0	0	1,648	1,850	
1484	179	0	6	0	NSJ	0	0	0	0	NSJ	0	0	0	0	6	0	0	0	0	0	1,143	1,334	
1485	125	0	6	0	NSJ	0	0	0	0	NSJ	0	0	0	0	0	0	0	0	0	0	2,516	2,647	
1486	125	0	6	0	NSJ	0	0	0	0	NSJ	0	0	0	0	0	0	0	0	0	0	1,992	2,123	
1487	433	0	6	0	NSJ	0	0	0	51	NSJ	0	0	0	0	0	0	0	0	156	168	7,572	8,386	
1488	1,120	0	6	12	NSJ	0	0	0	55	NSJ	0	27	124	0	0	0	0	0	0	0	84	5,131	6,557
1489	783	0	6	22	NSJ	0	0	0	49	NSJ	0	53	120	0	0	0	0	0	0	0	84	5,131	6,248

<sup>1</sup> Including herring from Loch Fyne.

<sup>2</sup> See Dumbarton and Irvine.

<sup>3</sup> Herring for Ayr, Irvine, and Dumbarton.

**A2-7a: Herring and Codling (barrels)**

Date	Eclin.	Hadd.	Dunbar	N. Ber.	Preston.	Linlith.	Stir.	Inverk.	King.	Burnt.	Dysart	Crail	Pitten.	Perth	Dundee	Mont.	Arb.	Aberd.	Ayr	Irvine	Dumb.	Total
1490	500	0	6	56	NSJ	0	0	0	49	NSJ	1	0	733	0	0	0	0	0	0	84	5,131	6,559
1491	573	5	12	20	NSJ	0	0	0	5	NSJ	17	0	367	0	38	0	0	0	0	84	2,689	3,809
1492	673	8	112	47	NSJ	0	0	0	5	NSJ	14	0	0	0	21	0	0	0	0	84	1,667	2,631
1493	1,015	6	507	45	NSJ	0	0	0	38	NSJ	1	26	0	0	1	0	0	0	0	0	1,667	3,305
1494	657	4	634	1	NSJ	0	0	0	38	NSJ	0	30	219	0	12	0	0	0	0	0	1,667	3,263
1495	1,067	0	453	11	NSJ	0	0	0	38	NSJ	4	34	184	0	13	0	0	0	0	0	1,667	3,472
1496	448	12	617	1	NSJ	0	0	0	2	NSJ	0	49	95	0	1	0	0	0	0	621	1,667	3,513
1497	144	10	293	0	NSJ	0	0	0	1	NSJ	0	7	0	0	0	0	0	0	0	621	1,667	2,744
1498	421	0	293	0	NSJ	0	0	0	0	NSJ	0	99	48	0	0	0	0	0	0	621	1,667	3,149
1499	2,645	0	14	0	NSJ	0	0	0	34	NSJ	4	89	132	0	4	0	0	0	396	621	646	4,584
1500	0	0	14	0	NSJ	0	0	9	94	NSJ	52	117	255	0	4	0	0	0	481	621	639	2,285
1501	223	0	14	0	NSJ	0	0	3	44	NSJ	13	99	318	0	4	0	0	0	560	1,976	3,253	
1502	76	0	14	0	NSJ	0	0	0	0	NSJ	0	23	147	0	0	0	0	0	76	0	2,179	2,515
1503	151	0	14	0	NSJ	0	0	0	4	NSJ	25	17	778	0	0	0	0	0	36	128	1,316	2,468
1504	880	0	14	0	NSJ	18	0	61	62	NSJ	61	0	507	0	0	0	0	0	96	91	905	2,695
1505	167	0	79	0	NSJ	0	0	31	32	NSJ	0	0	221	0	0	0	0	0	0	0	688	1,217
1506	214	0	40	0	NSJ	0	0	0	28	NSJ	0	185	325	0	0	0	0	0	168	672	1,632	
1507	2	0	40	4	NSJ	0	0	0	28	NSJ	0	84	165	0	0	0	0	0	150	13	1,669	2,155
1508	183	0	40	8	NSJ	0	0	0	28	NSJ	0	75	69	0	0	0	0	0	70	0	496	969
1509	464	0	0	0	NSJ	0	0	0	28	NSJ	0	262	625	0	0	0	0	0	96	0	828	2,303
1510	338	0	0	0	NSJ	0	0	0	28	NSJ	0	73	555	0	0	0	0	0	0	222	1,000	2,216
1511	625	0	0	0	NSJ	0	0	0	28	NSJ	0	348	984	0	0	0	0	0	36	144	1,058	3,224
1512	360	0	0	0	NSJ	0	0	0	28	NSJ	0	339	689	0	0	0	0	0	101	2	1,438	2,957
1513	414	0	0	0	NSJ	0	0	0	28	NSJ	0	147	145	0	0	0	0	0	84	0	670	1,488
1514	19	0	0	0	NSJ	0	0	0	28	NSJ	0	NSJ	408	0	0	0	0	0	98	64	842	1,459
1515	1	0	0	0	NSJ	0	0	0	28	NSJ	0	NSJ	408	0	0	0	0	0	70	31	638	1,176
1516	6	0	0	0	NSJ	0	0	0	28	NSJ	0	NSJ	408	0	0	0	0	0	226	209	638	1,515
1517	61	0	0	0	NSJ	0	0	0	28	NSJ	0	NSJ	524	0	0	0	0	0	151	0	543	1,307
1518	116	0	0	0	NSJ	0	0	0	28	NSJ	0	NSJ	893	0	0	0	0	0	0	42	71	1,150

**A2-7a: Herring and Codling (barrels)**

Date	Eclin.	Hadd.	Dunbar	N. Ber.	Preston.	Linth.	Stir.	Inverk.	King.	Burnt.	Dysart	Crail	Pitten.	Perth	Dundee	Mont.	Arb.	Aberd.	Ayr	Invine	Dumb.	Total
1519	46	0	0	0	NSJ	0	0	0	28	NSJ	0	NSJ	366	0	0	0	0	0	0	48	71	559
1520	164	0	0	0	NSJ	0	0	0	28	NSJ	0	NSJ	366	0	0	0	0	0	0	48	71	677
1521	164	0	0	0	NSJ	0	0	0	28	NSJ	0	NSJ	395	0	0	0	0	0	0	48	71	706
1522	164	0	0	0	NSJ	0	0	0	28	NSJ	0	NSJ	312	0	0	3	0	0	0	26	71	605
1523	283	0	0	0	NSJ	0	0	0	28	NSJ	0	NSJ	158	0	0	6	14	0	46	26	100	660
1524	283	0	0	0	NSJ	0	0	0	28	NSJ	0	NSJ	158	0	0	6	14	0	46	26	100	660
1525	224	0	0	0	NSJ	0	0	0	28	NSJ	0	NSJ	358	0	0	0	14	0	0	0	100	724
1526	94	0	0	0	NSJ	0	0	0	28	NSJ	0	NSJ	1,561	0	0	0	14	0	100	218	300	2,315
1527	339	0	0	0	NSJ	0	0	0	28	NSJ	0	NSJ	1,435	0	0	0	14	20	70	192	72	2,169
1528	383	0	0	0	NSJ	0	0	0	28	NSJ	0	NSJ	1,435	0	0	0	14	20	70	192	72	2,212
1529	256	0	0	0	NSJ	0	0	0	28	NSJ	0	NSJ	527	0	0	8	14	46	70	192	54	1,195
1530	251	0	0	0	NSJ	0	0	0	28	NSJ	0	NSJ	627	0	0	29	14	65	70	192	123	1,398
1531	196	0	0	0	NSJ	0	0	0	28	NSJ	0	NSJ	260	0	12	1	14	176	70	192	123	1,070
1532	276	0	0	0	NSJ	0	0	0	28	NSJ	0	NSJ	997	0	30	0	14	88	70	192	191	1,885
1533	262	0	0	0	NSJ	0	0	0	28	NSJ	0	NSJ	464	0	0	8	14	105	70	192	0	1,142
1534	414	0	0	0	NSJ	0	0	0	28	NSJ	0	NSJ	1,102	0	58	94	14	267	70	192	18	2,256
1535	703	0	0	0	NSJ	0	0	0	28	NSJ	38	NSJ	695	0	3	3	14	165	70	192	45	1,954
1536	594	0	0	0	NSJ	0	0	0	28	NSJ	38	NSJ	2,030	0	103	60	14	195	40	192	45	3,338
1537	485	0	0	0	NSJ	0	0	0	28	NSJ	38	NSJ	3,365	0	204	118	14	224	40	165	45	4,726
1538	268	0	0	0	NSJ	0	0	0	28	NSJ	38	NSJ	2,405	0	751	42	14	223	40	285	45	4,138
1539	848	0	0	0	NSJ	0	0	0	25	NSJ	38	NSJ	1,953	0	130	146	14	392	40	337	73	3,994
1540	390	0	0	0	NSJ	0	0	0	62	NSJ	76	NSJ	4,592	0	160	107	14	357	0	376	12	6,146
1541	4,732	0	0	0	NSJ	0	0	6	132	NSJ	274	NSJ	10,004	0	385	401	14	528	192	761	318	17,746
1542	1,452	0	0	0	9	0	0	0	473	NSJ	521	NSJ	7,971	0	1,488	441	14	178	240	979	114	13,880
1543	1,677	0	0	0	9	0	0	0	3	668	86	NSJ	2,422	0	71	0	14	0	273	420	624	6,267
1544	559	0	0	0	9	0	0	0	5	668	62	NSJ	1,939	0	84	51	14	53	273	313	624	4,653
1545	559	0	0	0	0	0	0	0	5	668	62	NSJ	1,939	0	101	51	14	53	273	313	624	4,661
1546	559	0	0	0	0	0	0	0	5	668	62	NSJ	770	0	1	51	14	68	273	313	624	3,406
1547	387	0	0	0	0	0	0	0	5	668	105	NSJ	1,662	0	0	51	14	68	273	313	624	4,168



**A2-7a: Herring and Codling (barrels)**

Date	Eclin.	Hadd.	Dunbar	N. Ber.	Preston.	Linlith.	Stir.	Inverk.	King.	Burnt.	Dysart	Crail	Pitten.	Perth	Dundee	Mont.	Arb.	Aberd.	Ayr	Irvine	Dumb.	Total
1548	387	0	0	0	0	0	0	0	5	668	105	NSJ	1,743	0	0	181	14	68	273	313	624	4,379
1549	387	0	0	0	0	0	0	0	5	668	105	NSJ	1,743	0	0	181	14	68	273	313	624	4,379
1550	387	0	0	0	0	0	0	0	5	668	105	NSJ	1,743	0	0	181	14	68	273	313	624	4,379
1551	648	0	0	0	0	0	0	0	0	668	221	NSJ	2,605	0	0	78	14	185	273	313	624	5,629
1552	813	0	0	0	0	0	0	0	0	668	221	NSJ	7,577	0	0	78	14	460	273	313	624	11,040
1553	1,216	0	0	0	0	0	0	148	0	668	221	NSJ	7,048	0	26	187	14	460	273	313	624	11,197
1554	586	0	0	0	0	0	0	6	6	668	221	NSJ	5,120	0	26	165	14	460	273	313	624	8,475
1555	977	0	0	0	0	0	0	78	78	668	338	NSJ	7,186	0	51	334	14	735	306	205	1,133	12,024
1556	767	0	0	0	0	0	0	40	40	206	76	NSJ	3,755	0	16	217	28	364	398	176	328	6,371
1557	274	0	0	0	0	0	0	26	26	48	41	NSJ	2,562	0	2	143	26	24	154	163	191	3,652
1558	965	0	0	0	0	0	0	99	99	696	22	NSJ	3,823	0	13	210	25	24	154	224	191	6,444
1559	875	0	0	0	0	0	0	28	28	540	89	NSJ	3,260	0	41	211	13	80	240	246	191	5,813
1560	348	0	0	0	0	0	0	28	28	12	3	NSJ	2,200	0	29	119	13	80	240	156	171	3,397
1561	352	0	0	0	0	0	0	83	83	299	70	NSJ	4,933	0	203	119	13	80	240	269	171	6,830
1562	230	0	0	0	0	0	0	11	11	54	1	NSJ	3,204	0	36	119	13	80	144	201	171	4,261
1563	490	0	0	0	0	0	0	6	6	47	1	NSJ	5,009	0	180	119	13	80	364	110	151	6,569
1564	490	0	0	0	0	104	0	90	90	34	16	NSJ	6,440	0	91	119	13	80	364	165	547	8,553
1565	370	0	0	0	0	104	0	9	9	34	16	NSJ	6,876	0	30	119	13	80	376	278	547	8,853
1566	437	0	0	0	0	0	0	2	2	34	32	NSJ	2,452	0	2	119	13	80	424	194	547	4,335
1567	835	0	0	0	0	0	0	2	2	34	32	NSJ	2,154	0	33	119	13	80	424	194	547	4,466
1568	1,233	0	0	0	0	0	0	2	2	12	32	NSJ	906	0	33	119	13	80	424	194	547	3,594
1569	1,233	0	0	0	0	0	0	2	2	12	32	NSJ	906	0	33	119	13	80	424	194	547	3,594
1570	1,233	0	0	0	0	0	0	2	2	12	16	NSJ	1,829	0	33	119	13	80	424	194	547	4,501
1571	1,233	0	0	0	0	0	0	2	2	69	16	NSJ	1,985	0	33	119	13	80	424	194	547	4,714
1572	1,233	0	0	0	0	0	0	2	2	69	16	NSJ	1,985	0	33	119	13	80	424	194	944	5,110
1573	877	0	0	0	0	0	0	2	2	126	16	NSJ	2,674	0	33	119	0	80	44	194	944	5,107
1574	521	0	0	0	0	0	0	2	2	126	0	NSJ	3,362	0	63	27	0	136	44	109	944	5,334
1575	837	0	0	0	0	0	0	2	2	126	0	NSJ	4,435	0	263	115	0	69	87	83	944	6,961
1576	794	0	0	0	0	0	0	2	2	126	0	NSJ	4,866	0	176	34	0	136	87	162	1,396	7,778

**A2-7a: Herring and Codling (barrels)**

Date	Edin.	Hadd.	Dunbar	N. Ber.	Preston.	Linlith.	Stir.	Inverk.	King.	Burnt.	Dysart	Crail	Pitten.	Perth	Dundee	Mont.	Arb.	Aberd.	Ayr	Invine	Dumb.	Total
1577	1,134	0	0	0	0	0	0	0	2	39	116	NSJ	5,269	0	79	108	0	463	87	162	1,943	9,403
1578	1,107	0	0	0	0	0	0	0	2	36	342	NSJ	2,798	0	104	93	5	49	87	162	723	5,509
1579	1,582	0	0	0	0	0	0	0	2	264	173	NSJ	4,399	0	55	196	1	83	87	162	723	7,727
1580	5,130	0	0	0	0	0	0	0	2	48	89	NSJ	4,977	0	38	50	0	87	161	162	723	11,468
1581	837	0	0	0	0	0	0	0	2	0	4	NSJ	1,487	0	154	3	0	38	146	162	588	3,422
1582	5,726	0	0	0	0	0	0	0	2	0	0	NSJ	5,153	0	230	21	0	257	146	162	2,646	14,345
1583	-	-	-	-	-	-	-	-	-	-	-	NSJ	-	-	-	-	-	152	229	-	-	-
1584	-	-	-	-	-	-	-	-	-	-	-	NSJ	-	-	-	-	-	49	312	-	-	-
1585	-	-	-	-	-	-	-	-	-	-	-	NSJ	-	-	-	-	-	-	-	-	-	-
1586	-	-	-	-	-	-	-	-	-	-	-	NSJ	-	-	-	475	-	-	-	-	-	-
1587-9	-	-	-	-	-	-	-	-	-	-	-	NSJ	-	-	-	-	-	-	-	-	-	-
1590	378	0	0	0	0	0	0	0	230	48	744	NSJ	5,852	0	1,570	178	0	221	696	135	3,278	13,330
1591	342	0	0	0	0	0	0	0	97	48	99	NSJ	1,421	0	691	25	0	427	600	140	3,278	7,167
1592	1,104	0	0	0	0	0	0	0	83	48	4	NSJ	703	3	691	25	0	221	552	139	3,278	6,851
1593	532	0	0	0	0	0	0	0	83	48	0	NSJ	1,413	0	289	28	0	0	552	139	3,278	6,361
1594	941	0	0	0	0	0	0	0	0	48	120	NSJ	3,335	0	828	28	0	84	516	139	3,278	9,317
1595	953	0	0	0	0	0	0	0	0	48	0	NSJ	868	0	364	28	0	0	468	164	3,278	6,171
1596	715	0	0	0	0	0	0	0	1	48	15	NSJ	1,431	0	360	36	0	0	522	228	3,278	6,634
1597	1,052	0	0	0	0	0	0	0	47	48	0	NSJ	944	0	594	24	0	0	522	190	7,212	10,634
1598	610	0	0	0	0	0	19	0	8	88	32	NSJ	2,121	0	241	0	0	13	492	160	7,212	10,996
1599	610	0	0	0	0	0	2	0	8	30	32	NSJ	1,560	0	241	0	0	13	492	160	7,212	10,360

**A2-7b: Herring and Codling from poorly represented ports (barrels)**

Date	Berwick T.	Cupar	St And.	Banff	Inverness	Elgin & Forres	Dumfries
1426-65	-	-	-	-	-	-	-
1466	0	-	-	-	-	-	-
1467	0	-	-	-	-	-	-
1468	0	-	-	-	-	-	-
1469	0	-	-	-	-	-	-
1470	8	-	-	-	-	-	-
1471	15	-	-	-	-	-	-
1472	8	-	-	-	-	-	-
1473	0	0	-	-	0	0	-
1474	0	0	0	-	0	0	-
1475	0	0	0	-	0	0	-
1476	0	0	-	-	0	0	-
1477	0	0	-	-	0	0	-
1478	86	0	-	0	0	0	-
1479	0	0	-	0	0	0	-
1480	0	0	-	0	0	0	-
1481	0	0	-	0	0	0	-
1482	-	0	-	0	0	0	-
1483	-	0	-	0	0	0	-
1484	-	0	-	0	0	0	-
1485	-	0	-	0	0	0	-
1486	-	0	-	0	0	0	-
1487	-	0	-	0	0	0	-
1488	-	0	-	0	0	0	-
1489	-	0	-	0	0	0	-
1490	-	0	-	0	0	0	-
1491	-	0	-	0	0	0	-
1492	-	0	-	0	0	0	-
1493	-	0	-	0	0	0	-
1494	-	0	-	0	0	0	-
1495	-	0	-	-	0	0	-
1496	-	0	-	-	0	0	-
1497	-	0	-	-	0	0	-
1498	-	0	-	-	0	0	-
1499	-	0	-	-	0	0	-
1500	-	0	-	-	0	0	-
1501	-	0	-	0	0	0	-
1502	-	0	-	0	0	0	-
1503	-	0	-	0	0	0	-
1504	-	-	-	0	0	0	-
1505	-	-	-	0	0	0	-
1506	-	-	-	0	-	-	-
1507	-	-	-	0	-	-	0
1508	-	-	-	0	-	-	-
1509	-	-	-	0	-	-	-
1510-7	-	-	-	-	-	-	-
1518	-	-	-	0	0	-	-
1519	-	-	-	0	0	-	-
1520	-	-	-	0	0	-	-
1521	-	-	-	-	0	-	-
1522	-	-	-	-	0	-	-
1523	-	-	-	-	-	-	-
1524	-	-	-	-	-	-	-
1525	-	0	-	-	-	-	-
1526	-	0	-	-	-	-	-
1527-37	-	-	-	-	-	-	-
1538	-	-	-	-	0	-	-
1539	-	-	-	64	1	-	-

**A2-7b: Herring and Codling from poorly represented ports (barrels)**

Date	Berwick T.	Cupar	St And.	Banff	Inverness	Elgin & Forres	Dumfries
1540	-	-	-	0	311	-	-
1541	-	-	-	0	0	-	-
1542	-	-	-	0	0	-	-
1543	-	-	-	0	-	-	-
1544-55	-	-	-	-	-	-	-
1556	-	0	-	-	-	0	-
1557	-	0	-	92	-	52	-
1558	-	0	-	92	-	50	-
1559	-	0	-	-	-	1	-
1560	-	0	-	-	-	-	-
1561	-	0	-	-	-	-	-
1562	-	0	-	-	-	-	-
1563	-	0	-	-	-	-	-
1564	-	0	-	-	-	-	-
1565	-	0	-	-	-	-	-
1566	-	-	-	-	0	-	-
1567-73	-	-	-	-	-	-	-
1574	-	0	-	0	-	-	-
1575	-	0	-	0	-	-	-
1576	-	0	-	0	-	-	-
1577	-	0	-	0	-	-	-
1578	-	0	-	0	-	-	2
1579	-	0	-	0	-	-	1
1580	-	0	-	0	-	-	0
1581	-	0	-	0	-	-	<u>18</u>
1582	-	0	-	0	-	-	36
1583-9	-	-	-	-	-	-	-
1590	-	96	-	298	-	-	0
1591	-	62	-	298	-	-	0
1592	-	3	-	298	-	-	0
1593	-	0	-	123	-	-	0
1594	-	0	-	417	-	-	0
1595	-	0	-	329	-	-	0
1596	-	0	-	257	-	-	0
1597	-	0	-	301	-	-	0
1598	-	50	-	475	-	-	0
1599	-	<u>50</u>	-	146	-	-	0
1598	-	50	-	475	-	-	0
1599	-	<u>50</u>	-	146	-	-	0

**A2-8a: Cod (number)**

Date	Edinburgh	Dunbar	N. Berwick	Linlith.	Kinghorn	Burritsland	Dysart	Crail	Pittenweem	Dundee	Montrose	Arbroath	Aberdeen	Ayr	Dumb.	Total
1430	-	-	-	-	-	NSJ	NSJ	-	NSJ	-	-	-	-	(300)	-	-
1431-67	-	-	-	-	-	NSJ	NSJ	-	NSJ	-	-	-	-	-	-	-
1468	-	-	6,580	-	-	NSJ	-	-	NSJ	1,170	-	-	-	-	-	-
1469	-	-	3,960	-	-	NSJ	-	-	NSJ	-	13,960	-	-	-	-	-
1470	-	-	<u>3,192</u>	-	-	NSJ	0	8,880	NSJ	-	17,044	-	-	-	-	-
1471	-	-	2,424	-	-	NSJ	0	8,880	NSJ	-	2,887	-	-	-	-	-
1472	-	-	<u>1,709</u>	-	-	NSJ	1,181	0	1,189	-	269	-	-	-	-	-
1473	6,870	0	993	0	0	NSJ	1,181	0	1,189	0	269	0	0	0	0	10,501
1474	1,249	0	1,222	0	0	NSJ	20	0	371	0	2	0	0	0	0	2,863
1475	2,609	0	0	0	0	NSJ	20	0	371	0	1,064	0	0	0	0	4,063
1476	3,746	0	1,648	0	0	NSJ	0	0	5,282	0	2,619	0	0	0	0	13,295
1477	9,777	0	144	0	0	NSJ	0	0	5,739	0	2,619	0	0	0	0	18,278
1478	6,568	100	599	0	0	NSJ	0	0	4,002	0	2,720	0	0	0	0	13,989
1479	3,679	100	370	0	0	NSJ	0	0	634	4,638	2,720	0	0	0	0	12,141
1480	24,571	100	595	0	0	NSJ	0	0	2,285	10,551	6,888	0	1,200	2,340	0	48,530
1481	6,127	700	5	0	0	NSJ	612	0	18,024	5,345	22,730	420	0	1,200	0	55,163
1482	1,081	<u>350</u>	0	0	0	NSJ	4	0	0	284	913	0	0	0	0	2,632
1483	1,081	<u>350</u>	0	0	0	NSJ	4	0	0	0	238	0	0	0	0	1,673
1484	1,081	<u>350</u>	0	0	0	NSJ	0	0	0	0	179	1,920	0	0	0	3,530
1485	10,808	<u>350</u>	0	0	0	NSJ	0	0	<u>496</u>	0	1	480	0	0	0	12,135
1486	10,808	<u>350</u>	0	0	0	NSJ	0	<u>620</u>	<u>496</u>	0	2,269	480	0	0	0	15,023
1487	10,448	<u>350</u>	472	0	0	NSJ	0	620	992	0	1,956	1,886	0	0	0	16,724
1488	5,212	<u>350</u>	8	0	461	NSJ	8	<u>556</u>	943	0	1,956	2,075	0	400	0	11,968
1489	3,885	<u>350</u>	240	0	10	NSJ	963	492	3,129	2,477	<u>5,586</u>	372	0	400	0	17,903
1490	2,275	<u>350</u>	0	0	10	NSJ	8	729	846	397	<u>5,586</u>	372	0	400	0	10,972
1491	7,727	0	0	0	0	NSJ	0	776	<u>1,867</u>	2,489	<u>5,586</u>	1,197	0	0	0	19,641
1492	20,134	0	413	0	0	NSJ	839	776	2,888	2,849	<u>5,586</u>	1,197	0	0	0	34,680
1493	12,893	0	125	350	0	NSJ	538	943	2,888	6,285	<u>5,586</u>	486	600	0	0	30,693
1494	10,401	0	2	10	0	NSJ	224	<u>1,830</u>	4,873	2,050	<u>5,586</u>	42	720	0	0	25,737

**A2-8a: Cod (number)**

Date	Edinburgh	Dunbar	N. Berwick	Linlith.	Kinghorn	Burmtisland	Dysart	Crail	Pittenweem	Dundee	Montrose	Arbroath	Aberdeen	Ayr	Dumb.	Total
1495	7,861	0	335	0	0	NSJ	663	2,716	2,914	1,624	5,586	1,194	0	0	0	22,893
1496	19,236	0	385	0	0	NSJ	196	3,129	20,279	4,317	9,216	623	251	0	0	57,632
1497	13,810	0	0	0	405	NSJ	0	865	592	3,332	5,878	1,083	720	0	0	26,685
1498	12,070	0	660	0	810	NSJ	0	9,967	8,400	4,195	17,699	2,640	840	120	0	57,401
1499	10,647	0	1,662	0	0	NSJ	0	3,444	5,934	6,145	10,764	1,755	240	36	0	40,627
1500	1,427	0	710	0	0	NSJ	0	5,882	4,884	2,892	8,725	757	0	296	0	25,573
1501	4,619	0	808	0	0	NSJ	366	5,937	2,601	1,482	6,419	757	0	3,087	0	26,076
1502	2,694	0	1,392	0	0	NSJ	410	5,032	3,301	547	5,938	1,317	0	0	1,080	21,711
1503	3,859	0	48	0	0	NSJ	424	1,418	11,162	19	3,569	613	0	2,580	4,560	28,252
1504	6,457	0	960	0	0	NSJ	0	870	9,173	0	6,822	619	0	960	0	25,861
1505	2,931	0	713	0	0	NSJ	0	1,171	7,027	0	5,846	1,178	0	0	480	19,346
1506	6,850	0	713	0	0	NSJ	0	2,075	5,640	350	11,040	302	1,200	0	0	28,169
1507	59	0	356	0	0	NSJ	0	848	5,245	350	1,589	302	0	600	0	9,349
1508	1,089	0	0	0	0	NSJ	0	1,209	3,136	350	2,290	302	0	120	0	8,496
1509	5,801	0	58	0	0	NSJ	0	2,664	4,553	350	3,948	302	0	0	0	17,676
1510	7,430	0	1,022	0	0	NSJ	0	2,232	4,621	700	2,708	1,398	0	0	0	20,111
1511	7,419	0	600	0	0	NSJ	0	2,434	1,864	615	3,403	42	2,580	0	0	18,957
1512	6,750	0	0	0	0	NSJ	0	3,247	5,494	412	1,692	261	1,800	0	0	19,656
1513	3,039	0	0	0	0	NSJ	0	4,032	7,022	1,071	5,030	261	0	0	0	20,455
1514	2,908	0	0	0	0	NSJ	0	NSJ	6,227	23	1,345v	480	0	0	0	10,983
1515	13,808	0	0	0	0	NSJ	0	NSJ	6,227	0	2,250	1,304	0	0	0	23,589
1516	3,257	0	0	0	0	NSJ	0	NSJ	6,227	0	2,291	16	1,200	0	0	12,991
1517	532	0	0	0	0	NSJ	0	NSJ	1,400	0	503	0	930	0	0	3,365
1518	4,245	0	0	0	0	NSJ	0	NSJ	1,306	0	5	0	0	0	0	5,556
1519	666	0	0	0	0	NSJ	0	NSJ	2,875	0	841	0	1,946	0	0	6,328
1520	14,561	0	0	0	0	NSJ	0	NSJ	2,875	0	841	0	1,946	0	0	20,223
1521	14,561	0	0	0	0	NSJ	0	NSJ	1,982	0	1,947	0	1,946	0	0	20,436
1522	14,561	0	0	0	0	NSJ	0	NSJ	1,504	0	1,297	0	730	0	0	18,092
1523	28,456	0	0	0	0	NSJ	0	NSJ	574	0	833	0	730	0	0	30,593

**A2-8a: Cod (number)**

Date	Edinburgh	Dunbar	N. Berwick	Linlith.	Kinghorn	Burtonisland	Dysart	Crail	Pittenweem	Dundee	Montrose	Arbroath	Aberdeen	Ayr	Dumb.	Total
1524	28,456	0	0	0	0	NSJ	0	NSJ	574	0	833	0	730	0	0	30,593
1525	39,055	0	0	0	0	NSJ	0	NSJ	3,248	0	9	0	403	0	0	42,715
1526	5,400	0	0	0	0	NSJ	0	NSJ	19,182	0	1,150	0	0	0	0	25,732
1527	239	0	0	0	0	NSJ	0	NSJ	13,452	0	1,160	0	0	0	0	14,851
1528	3,022	0	0	0	0	NSJ	0	NSJ	13,452	0	128	0	0	0	0	16,602
1529	4,203	0	0	0	0	NSJ	0	NSJ	6,529	0	826	0	0	0	0	11,558
1530	1,720	0	0	0	0	NSJ	0	NSJ	87	0	1,309	0	0	0	0	3,116
1531	1,985	0	0	0	0	NSJ	0	NSJ	2,405	0	2,136	0	0	0	0	6,526
1532	3,043	0	0	0	0	NSJ	0	NSJ	5,336	0	51	0	0	0	0	8,430
1533	2,281	0	0	0	0	NSJ	0	NSJ	0	0	1,187	0	0	0	0	3,468
1534	5,858	0	0	0	0	NSJ	0	NSJ	7,478	0	14	0	0	0	0	13,350
1535	11,552	0	0	0	0	NSJ	0	NSJ	9,550	0	1,117	0	0	0	0	22,219
1536	<u>8,284</u>	0	0	0	0	NSJ	0	NSJ	<u>9,600</u>	0	<u>919</u>	0	0	0	0	<u>18,802</u>
1537	5,015	0	0	0	0	NSJ	0	NSJ	9,650	0	720	0	0	0	0	15,385
1538	7,179	0	0	0	0	NSJ	0	NSJ	12,039	0	1,559	0	0	0	0	20,777
1539	7,020	0	0	0	0	NSJ	0	NSJ	26,827	118	7	0	0	0	0	33,972
1540	2,520	0	0	0	0	NSJ	0	NSJ	22,602	2	1,434	0	0	0	0	26,558
1541	14,004	0	0	0	0	NSJ	0	NSJ	27,072	0	1,307	0	0	0	0	42,383
1542	10,677	0	0	0	0	NSJ	391	NSJ	18,513	0	19	0	0	0	0	33,328
1543	13,359	0	0	0	589	<u>12,104</u>	484	NSJ	15,106	0	0	0	1,200	0	0	42,842
1544	1,105	0	0	0	0	<u>12,104</u>	869	NSJ	8,155	1,825	0	0	0	0	0	24,058
1545	1,105	0	0	0	0	<u>12,104</u>	869	NSJ	8,155	2,158	0	0	0	0	0	24,391
1546	1,105	0	0	0	0	<u>12,104</u>	869	NSJ	9,412	10,336	0	0	0	0	0	33,826
1547	6,799	0	0	0	0	<u>12,104</u>	4	NSJ	457	2,381	0	0	0	0	0	21,745
1548	6,799	0	0	0	0	<u>12,104</u>	4	NSJ	4,332	<u>1,191</u>	0	0	0	0	0	24,429
1549	6,799	0	0	0	0	<u>12,104</u>	4	NSJ	4,332	<u>1,191</u>	0	0	0	0	0	24,429
1550	6,799	0	0	0	0	<u>12,104</u>	4	NSJ	4,332	0	0	0	0	0	0	23,239
1551	3,752	0	0	0	0	<u>12,104</u>	2	NSJ	18,432	0	0	0	0	0	0	34,290
1552	12,121	0	0	0	0	<u>12,104</u>	2	NSJ	738	0	0	0	0	0	0	24,965

**A2-8a: Cod (number)**

Date	Edinburgh	Dunbar	N. Berwick	Linlith.	Kinghorn	Burmtisland	Dysart	Crail	Pittenweem	Dundee	Montrose	Arbroath	Aberdeen	Ayr	Dumb.	Total
1553	5,850	0	0	0	0	12,104	2	NSJ	19,121	0	0	0	0	0	0	37,077
1554	6,761	0	0	0	0	12,104	2	NSJ	28,823	0	0	0	0	0	0	47,690
1555	8,301	0	0	0	0	12,104	0	NSJ	26,009	0	0	0	0	0	0	46,414
1556	16,383	0	0	0	0	3,054	197	NSJ	50,900	0	0	0	0	0	0	70,534
1557	4,802	0	0	0	0	769	43	NSJ	10,008	0	0	0	4,162	0	0	19,784
1558	35,248	0	0	0	0	17	0	NSJ	5,469	37,463	2,194	0	4,162	0	0	84,553
1559	8,190	0	0	0	0	0	0	NSJ	21,623	337	2,219	0	3,600	0	0	35,969
1560	331	0	0	0	0	0	0	NSJ	27,178	0	1,110	0	3,600	0	0	32,218
1561	6,514	0	0	0	0	0	0	NSJ	2,125	0	1,110	0	3,600	0	0	13,348
1562	5,398	0	0	0	0	0	0	NSJ	31,819	0	1,110	0	3,600	0	0	41,926
1563	7,171	0	0	0	0	0	0	NSJ	35,659	0	1,110	0	3,600	0	0	47,539
1564	7,171	0	0	0	1,067	0	0	NSJ	69,620	0	1,110	0	3,600	0	0	82,567
1565	11,347	0	0	0	133	0	0	NSJ	52,798	4,013	1,110	0	3,600	0	0	73,000
1566	5,303	0	0	0	0	0	0	NSJ	9,775	322	1,110	0	3,600	0	0	20,109
1567	3,702	0	0	0	0	0	0	NSJ	29,938	985	1,110	0	3,600	0	0	39,334
1568	2,100	0	0	0	0	1,188	0	NSJ	33,182	985	1,110	0	3,600	0	0	42,164
1569	2,100	0	0	0	0	1,188	0	NSJ	33,182	985	1,110	0	3,600	0	0	42,164
1570	2,100	0	0	0	0	1,188	0	NSJ	57,944	985	1,110	0	3,600	0	0	66,926
1571	2,100	0	0	0	0	594	0	NSJ	47,964	985	1,110	0	3,600	0	0	56,352
1572	2,100	0	0	0	0	594	0	NSJ	47,964	985	1,110	0	3,600	0	0	56,352
1573	1,413	0	0	0	0	0	0	NSJ	73,200	985	1,110	0	3,600	0	0	80,307
1574	725	0	0	0	0	0	0	NSJ	98,437	1,648	0	0	3,037	0	0	103,847
1575	2,305	0	0	0	0	0	0	NSJ	55,106	92	0	0	0	0	0	57,503
1576	3,900	0	0	0	0	0	0	NSJ	56,070	0	0	0	0	0	0	59,970
1577	4,620	0	0	0	0	0	348	NSJ	51,036	2,010	0	0	0	0	0	58,014
1578	5,100	0	0	0	0	0	3,313	NSJ	54,749	217	0	0	0	0	0	63,379
1579	5,340	0	0	0	0	0	4,025	NSJ	52,786	43	0	0	1,684	0	0	63,878
1580	6,780	0	0	0	0	0	2,063	NSJ	71,223	748	0	0	116	0	0	80,930
1581	6,354	0	0	0	0	2,939	91	NSJ	39,437	1,229	0	0	0	0	0	50,050



**A2-8a: Cod (number)**

Date	Edinburgh	Dunbar	N. Berwick	Linlith.	Kinghorn	Burmtisland	Dysart	Crail	Pittenweem	Dundee	Montrose	Arbroath	Aberdeen	Ayr	Dumb.	Total
1582	23,106	0	0	0	0	280	0	NSJ	66,441	1,693	0	0	0	0	0	91,520
1583	-	-	-	-	-	-	-	NSJ	-	-	-	-	0	0	-	-
1584	-	-	-	-	-	-	-	NSJ	-	-	-	-	0	0	-	-
1585	-	-	-	-	-	-	-	NSJ	-	-	-	-	-	-	-	-
1586	-	-	-	-	-	-	-	NSJ	-	-	0	-	-	-	-	-
1587-9	-	-	-	-	-	-	-	NSJ	-	-	-	-	-	-	-	-
1590	2,220	0	0	0	0	0	3,000	NSJ	31,800	480	0	0	0	0	0	37,500
1591	0	0	0	0	0	0	269	NSJ	11,065	10	0	0	0	0	0	11,344
1592	3,960	0	0	0	0	0	2,278	NSJ	19,729	10	0	0	1,200	0	0	27,177
1593	591	0	0	0	0	0	2,522	NSJ	11,631	0	4,800	0	0	0	0	19,544
1594	7,368	0	0	0	0	0	1,200	NSJ	13,957	0	4,800	0	0	0	0	27,325
1595	3,457	0	0	0	0	0	0	NSJ	18,600	0	4,800	0	0	0	0	26,857
1596	12,694	0	0	0	0	0	0	NSJ	36,138	2,400	0	0	0	0	0	51,232
1597	15,284	0	0	0	0	0	0	NSJ	34,251	0	0	0	0	0	0	49,535
1598	853	0	0	0	0	3,110	0	NSJ	12,703	0	0	0	765	0	0	17,431
1599	853	0	0	0	0	11	0	NSJ	2,451	0	0	0	765	0	0	4,080

**A2-8b: Cod from poorly represented ports (number)**

Date	Berwick T	Cupar	St Andrews	Banff	Inverness	Elgin & Forres
1466	0	-	-	-	-	-
1467	240	-	-	-	-	-
1468	6,536	-	-	-	-	-
1469	7,338	-	-	-	-	-
1470	<u>4,152</u>	-	-	-	-	-
1471	966	-	-	-	-	-
1472	<u>2,596</u>	-	-	-	-	-
1473	<u>4,226</u>	0	-	0	0	0
1474	<u>5,039</u>	0	0	0	0	0
1475	<u>5,039</u>	0	0	0	0	0
1476	<u>5,039</u>	0	-	0	0	0
1477	5,851	0	-	0	0	0
1478	1,416	0	-	0	0	0
1479	2,585	0	-	0	0	0
1480	2,272	0	-	0	0	0
1481	360	0	-	0	0	0
1482	-	0	-	0	0	0
1483	-	0	-	0	0	0
1484	-	0	-	0	0	0
1485	-	0	-	0	0	0
1486	-	0	-	- <sup>1</sup>	-	1,250 <sup>2</sup>
1487	-	0	-	- <sup>1</sup>	-	<u>625<sup>2</sup></u>
1488	-	0	-	- <sup>1</sup>	-	<u>625<sup>2</sup></u>
1489	-	0	-	- <sup>1</sup>	-	<u>625<sup>2</sup></u>
1490	-	0	-	- <sup>1</sup>	-	<u>625<sup>2</sup></u>
1491	-	0	-	- <sup>1</sup>	-	<u>625<sup>2</sup></u>
1492	-	0	-	- <sup>1</sup>	-	<u>625<sup>2</sup></u>
1493	-	0	-	- <sup>1</sup>	-	<u>625<sup>2</sup></u>
1494	-	0	-	- <sup>1</sup>	-	<u>625<sup>2</sup></u>
1495	-	0	-	-	-	0
1496	-	0	-	-	0	0
1497	-	0	-	-	0	0
1498	-	0	-	-	0	0
1499	-	0	-	-	0	0
1500	-	0	-	-	0	0
1501	-	0	-	200	0	0
1502	-	0	-	200	0	<u>2,141</u>
1503	-	0	-	200	0	<u>2,141</u>
1504	-	-	-	0	0	<u>2,141</u>
1505	-	-	-	0	0	4,281
1506	-	-	-	0	-	-
1507	-	-	-	837	-	-
1508	-	-	-	837	-	-
1509	-	-	-	7	-	-
1510-7	-	-	-	-	-	-
1518	-	-	-	0	0	-
1519	-	-	-	0	0	-
1520	-	-	-	0	0	-
1521	-	-	-	-	0	-
1522	-	-	-	-	0	-
1523	-	-	-	-	-	-
1524	-	-	-	-	-	-
1525	-	0	-	-	-	-
1526	-	0	-	-	-	-
1527-37	-	-	-	-	-	-
1538	-	-	-	-	0	-

<sup>1</sup> See Inverness, Elgin and Forres.

<sup>2</sup> Customs of Inverness, Elgin, Forres and Banff.

**A2-8b: Cod from poorly represented ports (number)**

Date	Berwick T	Cupar	St Andrews	Banff	Inverness	Elgin & Forres
1539	-	-	-	0	10	-
1540	-	-	-	12,457	2,390	-
1541	-	-	-	11,243	0	-
1542	-	-	-	2,550	0	-
1543	-	-	-	0	-	-
1544-55	-	-	-	-	-	-
1556	-	0	-	-	-	5,077
1557	-	0	-	576	-	4,184
1558	-	0	-	576	-	38
1559	-	0	-	-	-	0
1560	-	0	-	-	-	-
1561	-	0	-	-	-	-
1562	-	0	-	-	-	-
1563	-	0	-	-	-	-
1564	-	0	-	-	-	-
1565	-	0	-	-	-	-
1566	-	-	-	-	0	-
1567-73	-	-	-	-	-	-
1574	-	192	-	0	-	-

Date	Berwick T	Cupar	St Andrews	Banff	Inverness	Elgin & Forres
1575	-	48	-	0	-	-
1576	-	0	-	0	-	-
1577	-	0	-	0	-	-
1578	-	0	-	0	-	-
1579	-	0	-	0	-	-
1580	-	0	-	0	-	-
1581	-	0	-	0	-	-
1582	-	0	-	0	-	-
1583-9	-	-	-	-	-	-
1590	-	0	810	-	-	-
1591	-	0	810	-	-	-
1592	-	0	810	-	-	-
1593	-	0	6	-	-	-
1594	-	0	0	-	-	-
1595	-	0	0	-	-	-
1596	-	0	2,400	-	-	-
1597	-	0	0	-	-	-
1598	-	0	0	-	-	-
1599	-	0	0	-	-	-

**A2-9a: Oil (barrels)**

Date	Edin.	King.	Burnt.	Dysart	Pitten.	Perth	Dundee	Mont.	Aberd.	Total
1473	20	0	NSJ	0	0	0	0	0	0	20
1474	98	0	NSJ	0	0	0	0	0	0	98
1475	87	0	NSJ	0	0	0	0	0	0	87
1476	59	0	NSJ	0	0	0	0	0	0	59
1477	16	0	NSJ	0	0	0	0	0	0	16
1478	2	0	NSJ	0	0	0	0	0	0	2
1479	47	0	NSJ	0	0	0	0	0	0	47
1480	3	0	NSJ	0	0	0	0	0	0	3
1481	0	0	NSJ	0	0	0	0	0	0	0
1482	4	0	NSJ	0	0	0	0	0	0	4
1483	4	0	NSJ	0	0	0	0	0	0	4
1484	4	0	NSJ	0	0	0	0	0	0	4
1485	5	0	NSJ	0	0	0	0	0	0	5
1486	5	0	NSJ	0	0	0	0	0	0	5
1487	1	0	NSJ	0	0	0	0	0	0	1
1488	4	0	NSJ	1	0	0	0	0	0	5
1489	7	0	NSJ	0	0	0	0	0	0	7
1490	12	0	NSJ	0	0	0	0	0	0	12
1491	15	0	NSJ	0	0	0	0	0	0	15
1492	10	0	NSJ	0	0	0	0	0	0	10
1493	35	0	NSJ	0	0	0	0	0	0	35
1494	7	0	NSJ	0	0	0	0	0	0	7
1495	0	0	NSJ	0	0	0	0	0	0	0
1496	0	0	NSJ	0	0	0	0	0	0	0
1497	0	0	NSJ	0	0	0	0	0	0	0
1498	0	0	NSJ	0	0	0	0	0	0	0
1499	10	0	NSJ	0	0	0	0	0	0	10
1500	0	0	NSJ	3	0	0	0	0	0	3
1501	0	0	NSJ	1	0	0	0	0	0	1
1502	0	0	NSJ	0	0	0	0	0	0	0
1503	0	0	NSJ	0	0	0	0	0	0	0
1504	0	0	NSJ	0	0	0	0	0	0	0
1505	1	0	NSJ	0	0	0	16	0	0	17
1506	6	0	NSJ	0	0	0	8	0	0	14
1507	0	0	NSJ	0	0	0	8	0	0	8
1508	4	0	NSJ	0	0	0	8	0	0	12
1509	12	0	NSJ	0	7	0	8	0	0	28
1510	36	0	NSJ	0	4	0	0	0	0	39
1511	15	0	NSJ	0	0	0	23	0	0	38
1512	37	0	NSJ	0	0	0	18	0	0	55
1513	3	0	NSJ	0	0	0	9	0	0	11
1514	12	0	NSJ	0	0	0	1	0	0	13
1515	1	0	NSJ	0	0	0	0	0	0	1
1516	0	0	NSJ	0	0	0	0	0	0	0
1517	0	0	NSJ	0	0	0	0	0	0	0
1518	0	0	NSJ	0	0	0	0	0	0	0
1519	53	0	NSJ	0	0	0	0	0	0	53
1520	31	0	NSJ	0	0	0	0	0	0	31
1521	31	0	NSJ	0	0	0	0	0	0	31
1522	31	0	NSJ	0	0	0	0	0	0	31
1523	10	0	NSJ	0	0	0	0	0	0	10
1524	10	0	NSJ	0	0	0	0	0	0	10

**A2-9a: Oil (barrels)**

Date	Edin.	King.	Burnt.	Dysart	Pitten.	Perth	Dundee	Mont.	Aberd.	Total
1525	12	0	NSJ	0	0	0	0	0	0	12
1526	18	0	NSJ	0	0	0	0	0	0	18
1527	6	0	NSJ	0	0	0	0	0	0	6
1528	0	0	NSJ	0	0	0	0	0	0	0
1529	0	0	NSJ	0	0	0	0	0	0	0
1530	43	0	NSJ	0	0	0	0	0	0	43
1531	24	0	NSJ	0	0	0	0	0	0	24
1532	5	0	NSJ	0	0	39	0	0	0	44
1533	0	0	NSJ	0	0	3	0	0	0	3
1534	42	0	NSJ	0	0	0	0	0	0	42
1535	41	0	NSJ	0	0	11	0	0	0	52
1536	43	0	NSJ	0	0	6	0	0	0	48
1537	45	0	NSJ	0	0	0	0	0	0	45
1538	15	0	NSJ	0	0	0	0	0	0	15
1539	33	0	NSJ	0	0	0	0	0	0	33
1540	6	0	NSJ	0	0	0	0	0	0	6
1541	0	0	NSJ	0	0	0	0	0	0	0
1542	0	0	0	12	0	0	0	0	0	12
1543	30	0	0	1	0	0	0	0	0	31
1544	2	0	0	0	0	0	5	0	0	7
1545	2	0	0	0	0	0	7	0	0	9
1546	2	0	0	0	0	0	0	0	0	2
1547	5	0	0	0	0	0	0	0	0	5
1548	5	0	0	0	0	0	0	0	0	5
1549	5	0	0	0	0	0	0	0	0	5
1550	5	0	0	0	0	0	0	0	0	5

Date	Edin.	King.	Burnt.	Dysart	Pitten.	Perth	Dundee	Mont.	Aberd.	Total
1551	83	0	0	0	0	0	0	0	0	83
1552	24	0	0	0	0	0	0	0	0	24
1553	22	0	0	0	0	0	0	0	0	22
1554	35	0	0	0	0	0	0	0	0	35
1555	4	0	0	0	0	0	0	0	0	4
1556	0	0	0	0	0	0	0	0	0	0
1557	8	0	0	0	0	0	0	0	0	8
1558	18	0	0	0	0	0	1	0	0	19
1559	41	3	0	0	0	0	9	0	0	53
1560	6	3	0	0	0	0	0	0	0	9
1561	21	1	0	0	0	0	0	0	0	21
1562	11	0	0	0	0	0	15	0	0	26
1563	75	0	0	0	0	0	5	0	0	80
1564	75	1	0	1	30	0	10	0	0	118
1565	87	0	0	1	12	0	5	0	0	105
1566	75	0	0	3	2	0	3	0	0	82
1567	114	0	0	3	8	0	68 <sup>1</sup>	0	0	193
1568	154	0	0	3	16	0	68	0	0	241
1569	154	0	0	3	16	0	68	0	0	241
1570	154	0	0	1	57	0	68	0	0	281
1571	154	0	0	1	13	0	68	0	0	236
1572	154	0	0	1	13	0	68	0	0	236
1573	300	0	0	1	62	0	68	0	0	431

<sup>1</sup> 1567-79 contains the butter customs (barrels.)

**A2-9a: Oil (barrels)**

Date	Edin.	King.	Burnt.	Dysart	Pitten.	Perth	Dundee	Mont.	Aberd.	Total
1574	445	0	0	0	112	0	134	0	0	691
1575	408	0	0	0	190	4	63	0	0	664
1576	413	0	0	0	85	9	82	0	0	588
1577	417	0	0	0	60	66	131	0	0	673
1578	196	0	0	0	62	7	41	0	0	306
1579	118	0	0	0	55	11	34	0	0	218
1580	94	0	0	3	61	2	11	0	0	172
1581	241	0	0	0	57	0	18	0	0	316
1582	19	0	0	0	130	0	0	0	0	149
1583	-	-	-	-	-	-	-	-	0	-
1584	-	-	-	-	-	-	-	-	0	-
1585	-	-	-	-	-	-	-	-	-	-
1586	-	-	-	-	-	-	-	0	-	-
1587-9	-	-	-	-	-	-	-	-	-	-
1590	199	0	0	6	13	15	43	10	0	286
1591	76	1	0	4	33	15	4	3	6	142
1592	311	2	0	4	42	21	4	3	10	398
1593	119	2	0	5	72	2	0	4	2	206
1594	68	0	0	0	18	0	0	4	11	101
1595	193	0	0	11	65	0	31	4	0	304
1596	211	0	0	1	68	0	54	4	16	354
1597	143	0	0	0	30	0	5	14	0	192
1598	63	0	2	21	43	0	40	0	0	169
1599	63	0	0	21	66	0	40	0	0	190

**A2-9b: Oil from poorly represented ports (barrels)**

Date	Berwick T	Cupar	St Andrews	Dumfries
1466	0	-	-	-
1467	0	-	-	-
1468	0	-	-	-
1469	0	-	-	-
1470	3	-	-	-
1471	6	-	-	-
1472	3	-	-	-
1473	0	0	-	-
1474	0	0	0	-
1475	0	0	0	-
1476	0	0	-	-
1477	0	0	-	-
1478	0	0	-	-
1479	0	0	-	-
1480	0	0	-	-
1481	0	0	-	-
1482-1503	-	0	-	-
1504	-	-	-	-
1505	-	-	-	-
1506	-	-	-	-
1507	-	-	-	0
1508-24	-	-	-	-
1525	-	0	-	-
1526	-	0	-	-
1527-55	-	-	-	-
1556-65	-	0	-	-
1566-73	-	-	-	-
1574	-	0	-	-
1575	-	4	-	-
1576	-	1	-	-
1577	-	5	-	-
1578	-	0	-	1
1579	-	0	-	1
1580	-	0	-	3
1581	-	0	-	9
1582	-	0	-	15
1583-9	-	-	-	-
1590	-	0	28	0
1591	-	0	28	0
1592	-	0	28	0
1593	-	0	31	0
1594	-	0	9	0
1595	-	0	60	0
1596	-	0	15	0
1597	-	0	47	0
1598	-	6	31	0
1599	-	6	31	0

**A2-10: Salt (chalders)**

Date	Edinburgh	Haddington	Prestonpans	Linlithgow	Inverkeithing	Kinghorn	Burntisland	Dysart	Culross	Pitten.	Dundee	Montrose	Aberdeen	Total
1428	<u>182</u>	0	NSJ	0	0	0	NSJ	NSJ	NSJ	NSJ	0	0	0	<u>182</u>
1429	<u>182</u>	0	NSJ	0	0	0	NSJ	NSJ	NSJ	NSJ	0	0	0	<u>182</u>
1430	182	0	NSJ	0	0	0	NSJ	NSJ	NSJ	NSJ	0	0	0	182
1431	89	0	NSJ	0	0	0	NSJ	NSJ	NSJ	NSJ	0	0	0	89
1432	<u>45</u>	0	NSJ	0	0	0	NSJ	NSJ	NSJ	NSJ	0	0	0	<u>45</u>
1433	<u>45</u>	0	NSJ	0	0	0	NSJ	NSJ	NSJ	NSJ	0	0	0	<u>45</u>
1434	0	0	NSJ	0	0	0	NSJ	NSJ	NSJ	NSJ	0	0	0	0
1435	199	0	NSJ	0	0	0	NSJ	NSJ	NSJ	NSJ	0	0	11	210
1436	<u>149</u>	<u>111</u>	NSJ	0	0	0	NSJ	NSJ	NSJ	NSJ	0	0	<u>11</u>	<u>270</u>
1437	99	221	NSJ	0	0	0	NSJ	NSJ	NSJ	NSJ	0	0	<u>11</u>	331
1438-51	-	-	NSJ	-	-	-	NSJ	NSJ	NSJ	NSJ	-	-	-	-
1452	259	0	NSJ	0	0	0	NSJ	NSJ	NSJ	NSJ	0	0	0	259
1453-60	-	-	NSJ	-	-	-	NSJ	NSJ	NSJ	NSJ	-	-	-	-
1461	177	0	NSJ	0	0	0	NSJ	NSJ	NSJ	NSJ	0	0	0	177
1462	<u>136</u>	0	NSJ	0	0	0	NSJ	NSJ	NSJ	NSJ	0	0	0	<u>136</u>
1463	<u>136</u>	0	NSJ	0	0	0	NSJ	NSJ	NSJ	NSJ	0	0	0	<u>136</u>
1464	<u>136</u>	0	NSJ	0	0	0	NSJ	48	NSJ	NSJ	0	0	0	<u>184</u>
1465	<u>136</u>	0	NSJ	0	0	0	NSJ	<u>30</u>	NSJ	NSJ	0	0	0	<u>166</u>
1466	<u>136</u>	0	NSJ	0	0	0	NSJ	<u>30</u>	NSJ	NSJ	0	0	0	<u>166</u>
1467	95	0	NSJ	0	0	0	NSJ	<u>30</u>	NSJ	NSJ	0	0	0	<u>125</u>
1468	44	0	NSJ	0	0	0	NSJ	<u>30</u>	NSJ	NSJ	0	0	0	74
1469	<u>34</u>	0	NSJ	0	0	0	NSJ	<u>30</u>	NSJ	NSJ	0	0	0	64
1470	<u>34</u>	0	NSJ	0	0	0	NSJ	12	NSJ	NSJ	0	0	0	<u>46</u>
1471	<u>34</u>	0	NSJ	0	0	0	NSJ	12	NSJ	0	0	0	0	<u>46</u>
1472	<u>34</u>	0	NSJ	0	0	0	NSJ	83	NSJ	0	0	0	0	117
1473	24	0	NSJ	0	0	0	NSJ	83	NSJ	0	0	0	0	107
1474	115	0	NSJ	0	0	0	NSJ	98	NSJ	0	0	0	0	213
1475	6	0	NSJ	0	0	0	NSJ	98	NSJ	0	0	0	0	104



**A2-10: Salt (chalders)**

Date	Edinburgh	Haddington	Prestonpans	Linlithgow	Inverkeithing	Kinghorn	Burntisland	Dysart	Culross	Pitfen.	Dundee	Montrose	Aberdeen	Total
1476	37	0	NSJ	0	0	0	NSJ	122	NSJ	0	0	0	0	158
1477	4	233	NSJ	0	0	0	NSJ	152	NSJ	0	0	0	0	389
1478	0	147	NSJ	0	0	0	NSJ	256	NSJ	0	0	0	0	403
1479	0	4	165	0	0	0	NSJ	283	NSJ	0	0	0	0	452
1480	0	0	156	0	0	0	NSJ	279	NSJ	0	0	0	0	435
1481	0	0	NSJ	0	0	0	NSJ	226	NSJ	0	0	0	0	226
1482	0	0	NSJ	0	0	0	NSJ	87	NSJ	0	0	0	0	87
1483	0	0	NSJ	0	0	0	NSJ	87	NSJ	0	0	0	0	87
1484	0	0	NSJ	0	0	0	NSJ	114	NSJ	0	0	0	0	114
1485	0	0	NSJ	0	0	0	NSJ	<u>301</u>	NSJ	<u>0</u>	0	0	0	<u>301</u>
1486	0	0	NSJ	0	0	0	NSJ	487	NSJ	<u>0</u>	0	0	0	487
1487	80	0	NSJ	0	0	0	NSJ	261	NSJ	0	0	0	0	341
1488	0	0	NSJ	0	0	0	NSJ	257	NSJ	0	0	0	0	257
1489	0	87	NSJ	0	0	0	NSJ	222	NSJ	0	0	<u>0</u>	0	308
1490	151	70	NSJ	0	0	0	NSJ	137	NSJ	20	0	<u>0</u>	0	378
1491	4	88	NSJ	0	0	0	NSJ	18	NSJ	<u>10</u>	0	<u>0</u>	0	120
1492	0	5	NSJ	0	0	0	NSJ	108	NSJ	0	0	<u>0</u>	0	112
1493	0	0	NSJ	0	0	0	NSJ	176	NSJ	0	0	<u>0</u>	0	176
1494	0	0	NSJ	0	0	0	NSJ	191	NSJ	0	0	<u>0</u>	0	191
1495	0	0	NSJ	0	0	0	NSJ	164	NSJ	0	0	<u>0</u>	0	164
1496	33	0	NSJ	0	0	0	NSJ	151	NSJ	0	0	0	0	184
1497	3	0	NSJ	0	0	<u>0</u>	NSJ	45	NSJ	0	9	0	0	56
1498	21	0	NSJ	0	0	0	NSJ	45	NSJ	0	0	0	0	66
1499	22	0	NSJ	0	0	0	NSJ	48	NSJ	0	0	0	0	71
1500	29	0	NSJ	0	0	0	NSJ	79	NSJ	0	0	8	0	116
1501	27	0	NSJ	0	0	0	NSJ	31	NSJ	0	0	3	0	60
1502	4	0	NSJ	0	0	0	NSJ	10	NSJ	0	0	0	0	14
1503	0	0	NSJ	0	0	0	NSJ	127	NSJ	0	0	0	0	127

**A2-10: Salt (chalders)**

Date	Edinburgh	Haddington	Prestonpans	Linlithgow	Inverkeithing	Kinghorn	Burntisland	Dysart	Culross	Piffen.	Dundee	Montrose	Aberdeen	Total
1504	0	0	NSJ	0	0	0	NSJ	74	NSJ	0	0	0	0	74
1505	48	0	NSJ	0	0	0	NSJ	29	NSJ	0	0	0	0	77
1506	34	0	NSJ	0	0	8	NSJ	19	NSJ	0	0	0	0	60
1507	31	0	NSJ	0	0	8	NSJ	19	NSJ	0	0	0	0	57
1508	8	0	NSJ	0	0	8	NSJ	19	NSJ	0	0	0	0	34
1509	23	0	NSJ	0	0	8	NSJ	19	NSJ	0	0	0	0	49
1510	12	0	NSJ	0	0	8	NSJ	19	NSJ	0	0	0	0	38
1511	1	0	NSJ	0	0	8	NSJ	19	NSJ	0	0	0	0	27
1512	6	0	NSJ	0	0	8	NSJ	19	NSJ	0	0	0	0	32
1513	19	0	NSJ	0	0	8	NSJ	19	NSJ	0	0	0	0	45
1514	2	0	NSJ	0	0	8	NSJ	19	NSJ	0	0	0	0	28
1515	0	0	NSJ	0	0	8	NSJ	19	NSJ	0	0	0	0	26
1516	0	0	NSJ	0	0	8	NSJ	19	NSJ	0	0	0	0	26
1517	28	0	NSJ	0	0	8	NSJ	19	NSJ	0	0	0	0	54
1518	21	0	NSJ	0	0	8	NSJ	19	NSJ	0	0	0	0	47
1519	67	0	NSJ	0	0	8	NSJ	19	NSJ	0	0	0	0	93
1520	46	0	NSJ	0	0	8	NSJ	19	NSJ	0	0	0	0	72
1521	46	0	NSJ	0	0	8	NSJ	19	NSJ	0	0	0	0	72
1522	46	0	NSJ	0	0	8	NSJ	19	NSJ	0	0	0	0	72
1523	25	0	NSJ	0	0	8	NSJ	19	NSJ	0	0	0	0	51
1524	25	0	NSJ	0	0	8	NSJ	19	NSJ	0	0	0	0	51
1525	38	0	NSJ	0	0	8	NSJ	19	NSJ	0	0	0	0	64
1526	0	0	NSJ	0	0	8	NSJ	19	NSJ	0	0	0	0	26
1527	55	0	NSJ	0	0	8	NSJ	19	NSJ	0	0	0	0	81
1528	159	0	NSJ	0	0	8	NSJ	19	NSJ	0	0	0	0	185
1529	170	0	NSJ	0	0	8	NSJ	19	NSJ	0	0	0	0	196
1530	204	0	NSJ	0	0	8	NSJ	19	NSJ	0	0	0	0	230
1531	83	0	NSJ	0	0	8	NSJ	19	NSJ	0	0	0	0	109

**A2-10: Salt (chalders)**

Date	Edinburgh	Haddington	Prestonpans	Linlithgow	Inverkeithing	Kinghorn	Burntisland	Dysart	Culross	Piffen.	Dundee	Montrose	Aberdeen	Total
1532	220	0	NSJ	0	0	8	NSJ	19	NSJ	0	0	0	0	246
1533	244	0	NSJ	0	0	8	NSJ	8	NSJ	0	7	0	0	267
1534	300	0	NSJ	0	0	8	NSJ	8	NSJ	0	1	0	0	317
1535	151	0	NSJ	0	0	8	NSJ	4	NSJ	0	0	0	0	163
1536	209	0	NSJ	0	0	8	NSJ	4	NSJ	0	8	0	0	228
1537	266	0	NSJ	0	0	8	NSJ	4	NSJ	0	15	0	0	293
1538	211	0	NSJ	0	0	8	NSJ	4	NSJ	7	1	0	0	230
1539	177	0	NSJ	0	0	15	NSJ	4	NSJ	11	19	0	0	226
1540	71	1	NSJ	0	0	20	NSJ	0	NSJ	7	1	0	0	100
1541	255	23	NSJ	0	0	0	NSJ	0	NSJ	5	20	0	0	304
1542	147	0	34	0	0	18	NSJ	17	NSJ	35	1	0	0	251
1543	64	0	34	0	0	22	0	29	NSJ	28	0	0	0	176
1544	12	0	34	0	0	0	0	3	NSJ	10	0	0	0	58
1545	12	0	0	0	0	0	0	3	NSJ	10	0	0	0	24
1546	12	0	0	0	0	0	0	3	NSJ	7	0	0	0	21
1547	9	0	0	0	0	0	0	0	NSJ	0	3	0	0	13
1548	9	0	0	0	0	0	0	0	NSJ	0	2	0	0	11
1549	9	0	0	0	0	0	0	0	NSJ	0	2	0	0	11
1550	9	0	0	0	0	0	0	0	NSJ	0	0	0	0	9
1551	0	0	2 <sup>1</sup>	0	0	0	0	1	NSJ	0	0	0	0	4
1552	31	0	62	0	0	0	0	1	NSJ	29	0	0	0	124
1553	36	0	42	0	0	0	0	1	NSJ	5	0	0	0	85
1554	8	0	30	0	0	0	0	1	NSJ	20	0	0	0	60
1555	4	0	9	0	0	0	0	3	NSJ	2	0	0	0	17
1556	0	0	1	0	0	0	0	0	NSJ	0	0	0	0	1
1557	0	0	0	0	0	0	0	0	NSJ	0	0	0	0	0

<sup>1</sup> The missing salt custom figures for Prestonpans between 1551-74 have been considered to be equivalent to the total of all the other salt customs. This was the level in 1575-76, the rates in the 1540s were lower but they could have been adversely affected by war.

**A2-10: Salt (chalders)**

Date	Edinburgh	Haddington	Prestonpans	Linlithgow	Inverkeithing	Kinghorn	Burntisland	Dysart	Culross	Pitten.	Dundee	Montrose	Aberdeen	Total
1558	0	0	0	0	0	0	0	0	NSJ	0	0	0	0	0
1559	0	0	0	0	0	0	0	0	NSJ	0	0	0	0	0
1560	14	0	14	0	0	0	0	0	NSJ	0	0	0	0	28
1561	76	0	76	0	0	0	0	0	NSJ	0	0	0	0	152
1562	36	0	86	0	0	0	0	0	NSJ	50	0	0	0	173
1563	10	0	28	0	0	0	0	0	NSJ	18	0	0	0	56
1564	10	0	46	0	1	0	0	6	NSJ	29	0	0	0	91
1565	45	0	57	0	1	0	0	6	NSJ	5	0	0	0	114
1566	12	0	26	0	2	0	0	12	NSJ	1	0	0	0	52
1567	7	0	38	0	2	0	0	12	NSJ	17	0	0	0	76
1568	3	0	28	0	2	0	0	12	NSJ	11	0	0	0	55
1569	3	0	28	0	2	0	0	12	NSJ	11	0	0	0	55
1570	3	0	144	0	2	0	0	131	NSJ	9	0	0	0	288
1571	3	0	136	0	2	0	0	131	NSJ	1	0	0	0	272
1572	3	0	136	0	2	0	0	131	NSJ	1	0	0	0	272
1573	12	0	187	0	1	0	0	131	NSJ	43	0	0	0	375
1574	0 <sup>1</sup>	0	358	0	1	0	0	250	21 <sup>2</sup>	86	0	0	0	716
1575	1	0	470	0	2	0	0	213	106	25	0	0	0	817
1576	4	0	445	0	2	0	0	193	416	16	11	0	0	1,087
1577	5	0	445	0	99	0	0	76	455	28	1	0	0	1,107
1578	8	0	445	0	7	0	12	36	795	28	5	0	0	1,336
1579	6	0	445	0	0	0	0	33	611	102	1	2	0	1,198
1580	1	0	445	0	0	0	0	56	623	90	0	0	0	1,215
1581	6	0	445	0	0	0	5	134	599	85	1	0	0	1,274
1582	3	0	445	0	0	0	5	54	556	54	0	0	0	1,116

<sup>1</sup> Between 1574-1580 99% of the salt customed at Edinburgh has been considered to have originated from the Narrows of the Forth (this was Culross's percentage of Culross and Edinburgh salt once Culross became a separate jurisdiction), and both jurisdiction's figures have been adjusted accordingly. In 1580 only Edinburgh's account only contains Culross's salt for a short period, but it is likely virtually all the salt came from Culross.

**A2-10: Salt (chalders)**

Date	Edinburgh	Haddington	Prestonpans	Linlithgow	Inverkeithing	Kinghorn	Burntisland	Dysart	Culross	Piffen.	Dundee	Montrose	Aberdeen	Total
1583	-	-	-	-	-	-	-	-	-	-	-	-	0	-
1584	-	-	-	-	-	-	-	-	-	-	-	-	0	-
1585	-	-	-	-	-	-	-	-	-	-	-	-	-	-
1586	-	-	-	-	-	-	-	-	-	-	-	0	-	-
1587-9	-	-	-	-	-	-	-	-	-	-	-	-	-	-
1590	35	0	224	3	0	0	0	85	543	153	0	0	0	1,043
1591	30	0	224	3	0	0	0	34	541	69	0	0	0	900
1592	5	0	224	3	0	0	0	5	362	76	0	0	0	675
1593	6	0	224	3	0	0	0	0	253	65	0	0	0	551
1594	13	0	224	3	0	0	0	10	398	14	0	0	0	661
1595	4	0	224	3	0	0	0	0	383	16	0	0	0	629
1596	8	0	224	3	0	0	0	40	412	88	0	0	0	775
1597	14	0	224	3	0	0	0	20	452	29	11	0	0	751
1598	13	0	224	3	0	5	0	51	563	8	2	0	0	868
1599 <sup>1</sup>	13	0	224	3	0	5	0	51	828	25	2	0	0	1,150
1600	-	-	224	-	-	-	-	-	-	-	-	-	-	-

<sup>1</sup> In addition St Andrews customed 1 chaldar of salt in 1599.

**A2-11a: Coal (chalders)**

Date	Edinburgh	Inverkeithing	Kinghorn	Burntisland	Dysart	Culross	Pittenweem	Dundee	Ayr	Invine	Dumbarton	Total
1489	105	0	0	NSJ	0	NSJ	0	0	0	0	0	105
1490	108	0	0	NSJ	0	NSJ	0	0	0	0	0	108
1491	45	0	0	NSJ	0	NSJ	0	0	0	0	0	45
1492	46	0	0	NSJ	0	NSJ	0	0	0	0	0	46
1493	20	0	0	NSJ	0	NSJ	0	0	0	0	0	20
1494	5	0	0	NSJ	0	NSJ	0	0	0	0	0	5
1495	0	0	0	NSJ	0	NSJ	0	0	0	0	0	0
1496	0	0	0	NSJ	0	NSJ	0	0	0	0	0	0
1497	5	0	0	NSJ	0	NSJ	0	0	0	0	0	5
1498	26	0	0	NSJ	0	NSJ	0	0	0	0	0	26
1499	55	0	0	NSJ	0	NSJ	0	0	0	0	0	55
1500	17	0	0	NSJ	0	NSJ	0	0	0	0	0	17
1501	22	0	0	NSJ	0	NSJ	0	0	0	0	0	22
1502	4	0	0	NSJ	0	NSJ	0	0	0	0	0	4
1503	0	0	0	NSJ	0	NSJ	0	0	0	0	0	0
1504	15	0	0	NSJ	0	NSJ	0	0	0	0	0	15
1505	32	0	0	NSJ	0	NSJ	0	0	0	0	0	32
1506	2	0	0	NSJ	0	NSJ	0	0	0	0	0	2
1507	9	0	0	NSJ	0	NSJ	0	0	0	0	0	9
1508	4	0	0	NSJ	0	NSJ	0	0	0	0	0	4
1509	31	0	0	NSJ	0	NSJ	0	0	0	0	0	31
1510	9	0	0	NSJ	0	NSJ	0	0	0	0	0	9
1511	1	0	0	NSJ	0	NSJ	0	0	0	0	0	1
1512	13	0	0	NSJ	0	NSJ	0	0	0	0	0	13
1513	1	0	0	NSJ	0	NSJ	0	0	0	0	0	1
1514	0	0	0	NSJ	0	NSJ	0	0	0	0	0	0
1515	3	0	0	NSJ	0	NSJ	0	0	0	0	0	3
1516	12	0	0	NSJ	0	NSJ	0	0	0	0	0	12
1517	27	0	0	NSJ	0	NSJ	0	0	0	0	0	27
1518	22	0	0	NSJ	0	NSJ	0	0	0	0	0	22

**A2-11a: Coal (chalders)**

Date	Edinburgh	Inverkeithing	Kinghorn	Burntisland	Dysart	Culross	Pittenweem	Dundee	Ayr	Inver	Dumbarton	Total
1519	224	0	0	NSJ	0	NSJ	0	0	3	0	0	227
1520	116	0	0	NSJ	0	NSJ	0	0	3	0	0	119
1521	116	0	0	NSJ	0	NSJ	0	0	3	0	0	119
1522	116	0	0	NSJ	0	NSJ	0	0	3	0	0	119
1523	8	0	0	NSJ	0	NSJ	0	0	0	0	0	8
1524	8	0	0	NSJ	0	NSJ	0	0	0	0	0	8
1525	16	0	0	NSJ	0	NSJ	0	0	0	0	0	16
1526	24	0	0	NSJ	0	NSJ	0	0	0	0	0	24
1527	91	0	0	NSJ	0	NSJ	0	0	0	0	0	91
1528	125	0	0	NSJ	0	NSJ	0	0	0	0	0	125
1529	28	0	0	NSJ	0	NSJ	0	0	0	0	0	28
1530	37	0	0	NSJ	0	NSJ	0	0	0	0	0	37
1531	44	0	0	NSJ	0	NSJ	0	0	0	0	0	44
1532	73	0	0	NSJ	0	NSJ	0	0	0	0	0	73
1533	89	0	0	NSJ	0	NSJ	0	0	0	0	0	89
1534	100	0	0	NSJ	0	NSJ	0	0	0	0	0	100
1535	164	0	0	NSJ	0	NSJ	0	0	0	0	0	164
1536	108	0	0	NSJ	0	NSJ	0	0	0	0	0	108
1537	52	0	0	NSJ	0	NSJ	0	0	0	0	0	52
1538	126	0	0	NSJ	0	NSJ	0	0	0	0	0	126
1539	89	0	0	NSJ	0	NSJ	0	0	0	0	0	89
1540	121	0	0	NSJ	0	NSJ	0	0	0	0	0	121
1541	188	0	0	NSJ	0	NSJ	0	0	0	0	0	188
1542	282	0	0	33	0	NSJ	0	0	0	15	0	330
1543	61	0	1	0	0	NSJ	0	0	0	0	0	62
1544	28	0	3	0	0	NSJ	0	0	0	0	0	31
1545	28	0	3	0	0	NSJ	0	0	0	0	0	31
1546	28	3	3	0	0	NSJ	0	0	0	0	0	33
1547	56	3	3	0	0	NSJ	0	0	0	0	0	61
1548	56	3	3	0	0	NSJ	0	0	0	0	0	61

**A2-11a: Coal (chalders)**

Date	Edinburgh	Inverkeithing	Kinghorn	Burntisland	Dysart	Culross	Pittenweem	Dundee	Ayr	Invine	Dumbarton	Total
1549	56	3	3	0	0	NSJ	0	0	0	0	0	61
1550	56	3	3	0	0	NSJ	0	0	0	0	0	61
1551	181	3	0	0	0	NSJ	0	0	0	0	0	183
1552	249	3	0	0	0	NSJ	0	0	0	0	0	252
1553	166	3	0	0	0	NSJ	0	0	0	0	0	169
1554	141	3	0	0	0	NSJ	0	0	0	0	0	143
1555	158	3	0	0	0	NSJ	0	0	0	0	0	161
1556	384	3	0	17	0	NSJ	0	0	0	0	5	409
1557	420	3	0	3	0	NSJ	0	0	8	0	1	434
1558	329	3	0	4	0	NSJ	0	0	8	0	1	345
1559	584	3	0	1	0	NSJ	0	0	0	0	1	588
1560	175	3	0	32	0	NSJ	0	0	30	0	0	240
1561	409	3	0	24	0	NSJ	0	0	30	0	0	466
1562	783	5	0	56	0	NSJ	0	0	36	0	0	880
1563	280	7	0	39	0	NSJ	0	46	28	0	0	400
1564	280	4	0	8	0	NSJ	0	8	28	0	4	331
1565	246	4	0	8	0	NSJ	0	1	34	0	4	295
1566	289	0	0	8	0	NSJ	0	53	37	0	4	390
1567	384	0	0	8	0	NSJ	0	50	37	0	4	482
1568	478	0	0	15	0	NSJ	0	50	37	0	4	584
1569	478	0	0	15	0	NSJ	0	50	37	0	4	584
1570	478	0	0	15	203	NSJ	0	50	37	0	4	787
1571	478	0	0	22	203	NSJ	0	50	37	0	4	794
1572	478	0	0	22	203	NSJ	0	50	37	0	4	797
1573	878	22	0	30	203	NSJ	9	50	100	0	7	1,299
1574	1,010 <sup>1</sup>	22	0	30	405	268 <sup>1</sup>	19	47	100	0	7	1,908

<sup>1</sup> Between 1574-1580 21% of the coal customed at Edinburgh has been considered to have originated from the Narrows of the Forth (this was Culross's percentage of Culross and Edinburgh coal once Culross became a separate jurisdiction), and both jurisdiction's figures have been adjusted accordingly. In 1580 Edinburgh's account contained Culross's coal for a short period.



**A2-11a: Coal (chalders)**

Date	Edinburgh	Inverkeithing	Kinghorn	Burntisland	Dysart	Culross	Pittenweem	Dundee	Ayr	Invine	Dumbarton	Total
1575	1,012	11	0	30	80	269	1	2	96	0	7	1,508
1576	653	0	0	30	50	174	0	0	96	0	74	1,078
1577	501	12	0	42	0	133	0	0	96	0	58	842
1578	1,057	70	0	30	0	281	39	42	96	0	18	1,634
1579	901	11	0	8	0	239	6	34	96	0	18	1,313
1580	1,100	80	0	44	0	493 <sup>1</sup>	30	65	13	0	18	1,844
1581	1,302	80	0	57	0	510	105	28	40	0	16	2,137
1582	1,503	92	0	35	0	247	50	31	40	0	9	2,008
1583	-	-	-	-	-	-	-	-	54	-	-	-
1584	-	-	-	-	-	-	-	-	68	-	-	-
1585-9	-	-	-	-	-	-	-	-	-	-	-	-
1590	1,104	16	6	63	0	441	136	0	16	0	18	1,799
1591	677	16	2	63	0	399	26	0	27	0	18	1,227
1592	852	16	0	63	0	470	21	0	23	0	18	1,463
1593	833	0	0	63	0	418	40	0	23	0	18	1,396
1594	1,033	13	0	63	10	334	54	0	15	0	18	1,541
1595	955	19	0	63	0	319	20	0	16	0	18	1,411
1596	869	0	1	63	0	723	9	0	13	0	18	1,695
1597	922	0	20	63	0	426	25	0	13	0	20	1,488
1598	636	0	0	85	0	245	0	0	10	29	20	1,025
1599	636	0	0	30	0	281	40	0	10	29	20	1,045

<sup>1</sup> The coal figures for Culross contain both small and great coal.

**A2-11b: Coal from poorly represented ports (chalders)**

Date	Kirkcudbright
1489-1505	0
1506-9	0
1510	0
1511	0
1512	0
1513-7	0
1518-39	0
1540-2	0
1543-55	-
1556	3
1557	3
1558	3
1559	3

Date	Kirkcudbright
1560	3
1561	3
1562	3
1563	3
1564	3
1565	3
1566	3
1567	3
1568	3
1569	3
1570	3
1571	3
1572	3

Date	Kirkcudbright
1573	3
1574	3
1575	3
1576	3
1577	3
1578	3
1579	3
1580	3
1581	3
1582	3
1583-99	-

**A2-13: Tallow (barrels)**

Date	Edin.	Linlith.	Stir.	Dysart	Perth	Dundee	Mont.	Arb.	Dumb.	Total
1467-72 <sup>1</sup>	-	-	-	-	-	-	-	-	-	-
1473-8	0	0	0	0	0	0	0	0	0	0
1479	36	0	0	0	0	0	0	0	0	36
1480	49	0	0	0	0	0	0	0	0	49
1481	0	0	0	0	0	0	0	0	0	0
1482	21	0	0	0	0	0	0	0	0	21
1483	21	0	0	0	11	0	0	0	0	32
1484	21	0	0	0	0	0	0	0	0	21
1485	5	0	0	0	0	0	0	0	0	5
1486	5	0	0	0	0	0	0	0	0	5
1487	1	0	0	0	0	0	0	0	0	1
1488	21	0	0	0	0	0	0	0	0	21
1489	9	0	0	0	0	0	0	0	0	9
1490	9	0	0	6	0	0	0	0	0	15
1491	9	0	0	4	0	0	0	0	0	13
1492	10	0	0	0	0	0	0	0	0	10
1493	8	0	0	0	0	0	0	0	0	8
1494	5	0	0	0	0	0	0	0	0	5
1495	0	0	0	0	0	0	0	0	0	0
1496	0	0	0	0	0	0	0	0	0	0
1497	0	0	0	0	0	0	0	0	0	0
1498	2	0	0	0	0	0	0	0	0	2
1499	2	0	0	0	0	0	0	0	0	2
1500	0	0	0	0	0	0	0	0	0	0
1501	0	0	0	0	0	0	0	0	0	0
1502	0	0	0	0	0	0	0	0	0	0
1503	0	0	0	0	0	0	0	0	0	0
1504	40	0	19	0	0	0	2	0	0	61
1505	132	0	12	0	0	48	20	0	0	212
1506	109	14	1	0	0	58	1	0	0	183
1507	60	0	22	0	0	58	0	0	0	140
1508	153	4	42	0	0	58	0	0	10	267
1509	90	5	8	0	0	58	0	0	0	161
1510	129	5	5	0	0	68	0	0	0	206
1511	198	6	7	0	0	69	0	11	0	290
1512	40	0	0	0	0	8	0	5	0	53
1513	23	0	0	0	0	3	0	5	0	31
1514	9	0	0	0	0	0	0	0	0	9
1515	53	0	0	0	0	0	0	0	1	54
1516	62	0	0	0	13	24	0	0	1	99
1517	41	0	0	0	0	6	0	0	0	47
1518	0	0	0	0	0	0	0	0	0	0
1519	0	0	0	0	0	0	0	0	0	0
1520	0	0	0	0	0	0	0	0	0	0
1521	0	0	0	0	0	0	0	0	0	0
1522	0	0	0	0	0	0	0	0	0	0
1523	0	0	0	0	0	0	0	0	0	0
1524	0	0	0	0	0	0	0	0	0	0

<sup>1</sup> In addition 36 stone of tallow was customed at Cupar in 1467.

**A2-13: Tallow (barrels)**

Date	Edin.	Linlith.	Stir.	Dysart	Perth	Dundee	Mont.	Arb.	Dumb.	Total
1525	0	0	0	0	0	0	0	0	0	0
1526	0	0	0	0	0	0	0	0	0	0
1527	0	0	0	0	0	0	0	0	0	0
1528	3	0	0	0	0	0	0	0	0	3
1529	38	0	0	0	0	0	0	0	0	38
1530	1	0	0	0	0	0	0	0	0	1
1531	0	0	0	0	0	0	0	0	0	0
1532	0	0	0	0	0	0	0	0	0	0
1533	0	0	0	0	0	0	0	0	0	0
1534	0	0	0	0	0	0	0	0	0	0
1535	0	0	0	0	0	0	0	0	0	0
1536	19	0	7	0	0	0	0	0	0	26
1537	38	0	14	0	0	0	0	0	0	51
1538	20	0	2	0	0	0	0	0	0	22
1539	2	0	0	0	0	0	0	0	0	2
1540	4	0	0	0	0	16	0	0	0	20
1541	7	0	0	0	0	0	0	0	2	9
1542	14	0	0	0	0	0	0	0	0	14
1543	0	0	0	0	0	0	0	0	0	0
1544	0	0	0	0	0	0	0	0	0	0
1545	0	0	0	0	0	0	0	0	0	0
1546	0	0	0	0	0	0	0	0	0	0
1547	0	0	0	0	0	0	0	0	0	0
1548	0	0	0	0	0	0	0	0	0	0
1549	0	0	0	0	0	0	0	0	0	0
1550	0	0	0	0	0	0	0	0	0	0
1551	0	0	0	0	0	0	0	0	0	0
1552	0	0	0	0	0	0	0	0	0	0
1553	0	0	0	0	0	0	0	0	0	0
1554	0	0	0	0	0	0	0	0	0	0
1555	0	0	0	0	0	0	0	0	0	0
1556	0	0	0	0	0	0	0	0	0	0
1557	0	0	0	0	0	0	0	0	0	0
1558	0	0	0	0	0	0	0	0	0	0
1559	0	0	0	0	0	0	0	0	0	0
1560	0	0	0	0	0	0	0	0	0	0
1561	0	0	0	0	0	0	0	0	0	0
1562	0	0	0	0	0	0	0	0	0	0
1563	0	0	0	0	0	0	0	0	0	0
1564	0	0	0	0	0	0	0	0	0	0
1565	0	0	0	0	0	0	0	0	0	0
1566	0	0	0	0	0	0	0	0	0	0
1567	0	0	0	0	0	0	0	0	0	0
1568	0	0	0	0	0	0	0	0	0	0
1569	0	0	0	0	0	0	0	0	0	0
1570	0	0	0	0	0	0	0	0	0	0
1571	0	0	0	0	0	0	0	0	0	0
1572	0	0	0	0	0	0	0	0	0	0
1573	0	0	0	0	0	0	0	0	0	0
1574	0	0	0	0	0	0	0	0	0	0

**A2-13: Tallow (barrels)**

Date	Edin.	Linlith.	Stir.	Dysart	Perth	Dundee	Mont.	Arb.	Dumb.	Total
1575	0	0	0	0	0	0	0	0	0	0
1576	0	0	0	0	0	0	0	0	0	0
1577	0	0	0	0	0	0	0	0	0	0
1578	0	0	0	0	0	0	0	0	0	0
1579	0	0	0	0	0	0	0	0	0	0
1580	0	0	0	0	0	0	0	0	0	0
1581	0	0	0	0	0	0	0	0	0	0
1582	0	0	0	0	0	0	0	0	0	0
1583	-	-	-	-	-	-	-	-	-	-
1584	-	-	-	-	-	-	-	-	-	-
1585	-	-	-	-	-	-	-	-	-	-
1586	-	-	-	-	-	-	0	-	-	-
1587-9	-	-	-	-	-	-	-	-	-	-

Date	Edin.	Linlith.	Stir.	Dysart	Perth	Dundee	Mont.	Arb.	Dumb.	Total
1590	0	0	0	0	0	0	0	0	0	0
1591	0	0	0	0	0	0	0	0	0	0
1592	0	0	0	0	0	0	0	0	0	0
1593	0	0	0	0	0	0	0	0	0	0
1594	0	0	0	0	0	0	0	0	0	0
1595	0	0	0	0	0	0	0	0	0	0
1596	0	0	0	0	0	0	0	0	0	0
1597	0	0	0	0	0	0	0	0	0	0
1598	0	0	0	0	0	0	0	0	0	0
1599	0	0	0	0	0	0	0	0	0	0

**A2-13: Flesh (barrels)**

Date	Edinburgh	Dysart	Perth	Dundee	Dumb.	Total
1480	0	0	0	0	0	0
1481	0	0	0	0	0	0
1482	0	0	0	0	0	0
1483	0	0	0	0	0	0
1484	0	0	0	0	0	0
1485	0	0	0	0	0	0
1486	0	0	0	0	0	0
1487	0	0	0	0	0	0
1488	0	0	0	0	0	0
1489	0	0	0	0	0	0
1490	0	0	0	0	0	0
1491	0	0	0	0	0	0
1492	0	0	0	0	0	0
1493	0	0	0	0	0	0
1494	0	0	0	0	0	0
1495	0	0	0	0	0	0
1496	0	0	0	0	0	0
1497	0	0	0	0	0	0
1498	0	0	0	0	0	0
1499	0	0	0	0	0	0
1500	0	0	0	0	0	0
1501	0	0	0	0	0	0
1502	0	0	0	0	0	0
1503	0	0	0	0	0	0
1504	63	0	0	0	0	63
1505	28	0	0	0	0	28
1506	11	0	0	0	0	11
1507	6	0	0	0	0	6
1508	22	0	0	0	0	22
1509	14	0	0	0	0	14
1510	1	0	0	0	0	1
1511	23	0	0	0	0	23
1512	26	0	0	0	0	26
1513	17	0	0	0	0	17
1514	0	0	0	0	0	0
1515	0	0	0	0	0	0
1516	1	0	0	0	0	1
1517	7	0	0	0	0	7
1518	2	0	0	0	0	2
1519	0	0	0	0	0	0
1520	0	0	0	0	0	0
1521	0	0	0	0	0	0
1522	0	0	0	0	0	0
1523	0	0	0	0	0	0
1524	0	0	0	0	0	0
1525	0	0	0	0	0	0
1526	0	0	0	0	0	0
1527	0	0	0	0	0	0
1528	0	0	0	0	0	0
1529	0	0	0	0	0	0
1530	11	0	0	0	0	11
1531	13	0	0	0	0	13
1532	1	0	1	0	0	2
1533	0	0	17	0	0	17
1534	14	0	0	22	0	35
1535	16	0	0	40	1	57
1536	14	0	0	35	1	51
1537	12	0	0	31	1	44

**A2-13: Flesh (barrels)**

Date	Edinburgh	Dysart	Perth	Dundee	Dumb.	Total
1538	1	0	0	52	1	54
1539	0	0	0	30	3	32
1540	96	0	0	49	0	145
1541	6	0	0	43	0	49
1542	28	0	0	2	0	30
1543	0	0	0	0	0	0
1544	0	0	0	0	0	0
1545	0	0	0	0	0	0
1546	0	0	0	0	0	0
1547	0	0	0	0	0	0
1548	0	0	0	0	0	0
1549	0	0	0	0	0	0
1550	0	0	0	0	0	0
1551	0	0	0	0	0	0
1552	0	0	0	0	0	0
1553	0	0	0	0	0	0
1554	0	0	0	0	0	0
1555	0	0	0	0	0	0
1556	25	0	0	0	0	25
1557	2	0	0	0	0	2
1558	0	0	0	0	0	0
1559	0	0	0	0	0	0
1560	0	0	0	0	0	0
1561	0	0	0	0	0	0
1562	0	0	0	0	0	0
1563	0	0	0	0	0	0
1564	0	0	0	0	0	0
1565	0	0	0	0	0	0
1566	36	0	0	0	0	36
1567	18	0	0	0	0	18
1568	0	0	0	0	0	0
1569	0	0	0	0	0	0
1570	0	0	0	0	0	0
1571	0	0	0	0	0	0
1572	0	0	0	0	0	0
1573	0	0	0	0	0	0
1574	0	0	0	0	0	0
1575	0	0	0	0	0	0
1576	0	0	0	0	0	0
1577	0	0	0	0	0	0
1578	0	0	0	0	0	0
1579	0	0	0	0	0	0
1580	0	0	0	0	0	0
1581	0	0	0	0	0	0
1582	0	0	0	0	0	0
1583-9	-	-	-	-	-	-
1590	0	0	0	0	0	0
1591	0	0	0	0	0	0
1592	36	0	0	0	0	36
1593	0	0	0	0	0	0
1594	0	0	0	0	0	0
1595	0	0	0	0	0	0
1596	2	0	0	0	0	2
1597	9	0	0	0	0	9
1598	43	192	0	0	0	235
1599	43	192	0	0	0	235

A2-14: Corn (chalders)

Date	Edin.	Dunbar	King.	Dysart	Culross	Piffen.	Dundee	Mont.	Aberd.	Total
1498	0	0	0	0	NSJ	0	0	0	0	0
1499	0	4	0	0	NSJ	0	0	0	0	4
1500	0	4	0	0	NSJ	0	0	0	0	4
1501	0	4	0	0	NSJ	0	0	0	0	4
1502	0	4	0	0	NSJ	0	0	0	0	4
1503	0	4	0	0	NSJ	0	0	0	0	4
1504	0	4	0	0	NSJ	0	0	0	0	4
1505	0	0	0	0	NSJ	0	0	0	0	0
1506	5	0	0	0	NSJ	0	0	0	0	5
1507	0	0	0	0	NSJ	0	0	0	0	0
1508	0	0	0	0	NSJ	0	0	0	0	0
1509	0	0	0	0	NSJ	0	0	0	0	0
1510	0	0	0	0	NSJ	0	0	0	0	0
1511	0	0	0	0	NSJ	0	0	0	0	0
1512	0	0	0	0	NSJ	0	0	0	0	0
1513	0	0	0	0	NSJ	0	0	0	0	0
1514	0	0	0	0	NSJ	0	0	0	0	0
1515	0	0	0	0	NSJ	0	0	0	0	0
1516	0	0	0	0	NSJ	0	0	0	0	0
1517	0	0	0	0	NSJ	0	0	0	0	0
1518	0	0	0	0	NSJ	0	0	0	0	0
1519	0	0	0	0	NSJ	0	0	0	0	0
1520	0	0	0	0	NSJ	0	0	0	0	0
1521	0	0	0	0	NSJ	0	0	0	0	0
1522	0	0	0	0	NSJ	0	0	0	0	0
1523	0	0	0	0	NSJ	0	0	0	0	0
1524	0	0	0	0	NSJ	0	0	0	0	0
1525	0	0	0	0	NSJ	0	0	0	0	0
1526	0	0	0	0	NSJ	0	0	0	0	0
1527	0	0	0	0	NSJ	0	0	0	0	0
1528	0	0	0	0	NSJ	0	0	0	0	0
1529	0	0	0	0	NSJ	0	0	0	0	0
1530	0	0	0	0	NSJ	0	0	0	0	0
1531	0	0	0	0	NSJ	0	0	0	0	0
1532	0	0	0	0	NSJ	0	0	0	0	0
1533	0	0	0	0	NSJ	0	0	0	0	0
1534	0	0	0	0	NSJ	0	0	0	0	0
1535	0	0	0	0	NSJ	0	0	0	0	0
1536	0	0	0	0	NSJ	0	0	0	0	0
1537	0	0	0	0	NSJ	0	0	0	0	0
1538	0	0	0	0	NSJ	0	0	0	0	0
1539	0	0	0	0	NSJ	0	0	0	0	0
1540	0	0	0	0	NSJ	0	0	0	0	0
1541	0	0	0	0	NSJ	0	0	0	0	0
1542	0	0	0	0	NSJ	0	0	0	0	0
1543	0	0	0	0	NSJ	0	0	0	0	0
1544	0	0	0	0	NSJ	0	0	0	0	0
1545	0	0	0	0	NSJ	0	0	0	0	0
1546	0	0	0	0	NSJ	0	0	0	0	0
1547	0	0	0	0	NSJ	0	0	0	0	0
1548	0	0	0	0	NSJ	0	0	0	0	0
1549	0	0	0	0	NSJ	0	0	0	0	0
1550	0	0	0	0	NSJ	0	0	0	0	0
1551	6	0	0	0	NSJ	0	0	0	0	6
1552	9	0	0	0	NSJ	0	0	0	0	9
1553	21	0	0	0	NSJ	0	0	0	0	21
1554	79	0	0	0	NSJ	4	0	0	0	83
1555	67	0	0	0	NSJ	0	0	0	0	67



A2-14: Corn (chalders)

Date	Edin.	Dunbar	King.	Dysart	Culross	Piffen.	Dundee	Mont.	Aberd.	Total
1556	33	0	0	0	NSJ	0	0	0	0	33
1557	14	0	0	0	NSJ	0	0	0	0	14
1558	18	0	0	0	NSJ	0	0	0	0	18
1559	4	0	0	0	NSJ	0	0	0	0	4
1560	0	0	0	0	NSJ	0	0	0	0	0
1561	1	0	0	0	NSJ	0	0	0	0	1
1562	0	0	0	0	NSJ	0	0	0	0	0
1563	6	0	0	0	NSJ	0	0	0	0	6
1564	6	0	0	0	NSJ	0	0	0	0	6
1565	12	0	0	0	NSJ	0	0	0	0	12
1566	232	0	0	0	NSJ	0	20	0	0	252
1567	<u>120</u>	0	0	0	NSJ	0	<u>10</u>	0	0	<u>130</u>
1568	8	0	0	0	NSJ	0	<u>10</u>	0	0	18
1569	8	0	0	0	NSJ	0	<u>10</u>	0	0	18
1570	8	0	0	0	NSJ	0	<u>10</u>	0	0	18
1571	8	0	0	0	NSJ	5	<u>10</u>	0	0	23
1572	8	0	0	0	NSJ	5	<u>10</u>	0	0	23
1573	<u>8</u>	0	0	0	NSJ	<u>2</u>	<u>10</u>	0	0	20
1574	7	0	0	0	NSJ	0	0	0	0	7
1575	18	0	0	0	NSJ	0	0	0	0	18
1576	5	0	0	0	NSJ	0	0	0	0	5
1577	117	0	0	0	NSJ	35	38	10	0	199
1578	0	0	0	0	NSJ	5	5	2	0	11
1579	0	0	0	0	NSJ	0	4	1	0	4
1580	0	0	0	0	0	0	1	0	0	1
1581	1	0	0	0	0	0	0	0	0	1
1582	5	0	0	0	0	0	0	0	0	5
1583	-	-	-	-	-	-	-	-	0	-
1584	-	-	-	-	-	-	-	-	0	-
1585	-	-	-	-	-	-	-	-	-	-
1586	-	-	-	-	-	-	-	0	-	-
1587-9	-	-	-	-	-	-	-	-	-	-
1590	0	35	0	0	0	13	0	0	0	48
1591	46	35	1	0	0	47	6	0	0	134
1592	156	35	1	1	0	46	6	0	0	244
1593	416	0	1	1	0	27	18	0	0	462
1594	266	0	3	0	0	1	0	0	3	273
1595	51	0	0	0	0	0	0	0	0	52
1596	4	0	0	0	0	0	0	0	0	4
1597	0	0	0	0	0	0	0	0	0	0
1598	0	0	1	0	0	0	0	0	8	8
1599	<u>0</u>	0	1	0	0	4	0	0	8	23

**A2-17a: Re-exports (custom duty- d.)**

Date	Ecln.	Hadd.	Preston.	Linlith.	Stir.	Inverk.	King.	Burnt.	Dysart	Culross	Crail	Pitten.	Perth	Dundee	Mont.	Aberd.	Ayr	Irvine	Dumb.	Total
1473	0	0	0	0	0	0	0	NSJ	0	NSJ	0	0	0	0	0	0	0	0	0	0
1474	0	0	0	0	0	0	0	NSJ	0	NSJ	0	0	0	0	0	0	0	0	0	0
1475	389	0	0	0	0	0	0	NSJ	0	NSJ	0	0	0	0	0	0	0	0	0	389
1476	44	0	0	0	0	0	0	NSJ	0	NSJ	0	0	0	0	0	0	0	0	0	44
1477	0	0	0	0	0	0	0	NSJ	0	NSJ	0	0	0	0	0	0	0	0	0	0
1478	0	0	0	0	0	0	0	NSJ	0	NSJ	0	0	0	0	0	0	0	0	0	0
1479	0	0	0	0	0	0	0	NSJ	0	NSJ	0	0	0	0	0	0	0	0	0	0
1480	0	0	0	0	0	0	0	NSJ	0	NSJ	0	0	0	0	0	0	0	0	0	0
1481	0	0	0	0	0	0	0	NSJ	0	NSJ	0	0	0	0	0	0	0	0	0	0
1482	0	0	0	0	0	0	0	NSJ	0	NSJ	0	0	0	0	0	0	0	0	0	0
1483	0	0	0	0	0	0	0	NSJ	0	NSJ	0	0	0	0	0	0	0	0	0	0
1484	0	0	0	0	0	0	0	NSJ	0	NSJ	0	0	0	0	0	0	0	0	0	0
1485	0	0	0	0	0	0	0	NSJ	0	NSJ	0	0	0	0	0	0	0	0	0	0
1486	0	0	0	0	0	0	0	NSJ	0	NSJ	0	0	0	0	0	0	0	0	0	0
1487	0	0	0	0	0	0	0	NSJ	0	NSJ	0	0	0	0	0	0	0	0	0	0
1488	60	0	0	0	0	0	0	NSJ	48	NSJ	0	0	0	0	0	0	0	0	0	108
1489	120	0	0	0	0	0	0	NSJ	0	NSJ	0	0	0	0	0	0	0	0	0	120
1490	0	0	0	0	0	0	0	NSJ	0	NSJ	0	0	0	0	0	0	0	0	0	0
1491	855	0	0	0	0	0	0	NSJ	0	NSJ	0	0	0	0	0	0	0	0	0	855
1492	1,116	0	0	0	0	0	0	NSJ	0	NSJ	0	0	0	0	0	0	0	0	0	1,116
1493	123	0	0	0	0	0	0	NSJ	0	NSJ	0	0	0	0	0	0	0	0	0	123
1494	221	0	0	0	0	0	0	NSJ	0	NSJ	0	0	0	0	0	0	0	0	0	221
1495	0	0	0	0	0	0	0	NSJ	0	NSJ	0	0	0	0	0	0	0	0	0	0
1496	0	0	0	0	0	0	0	NSJ	0	NSJ	0	0	0	0	0	0	0	0	0	0
1497	0	0	0	0	0	0	0	NSJ	0	NSJ	0	0	0	0	0	0	0	0	0	0
1498	110	0	0	0	0	0	0	NSJ	0	NSJ	0	0	0	0	0	0	0	0	0	110
1499	598	0	0	0	0	0	0	NSJ	0	NSJ	0	0	0	0	0	0	0	0	0	598
1500	163	0	0	0	0	0	0	NSJ	0	NSJ	0	0	0	0	0	0	0	0	0	163

**A2-17a: Re-exports (custom duty- d.)**

Date	Ectin.	Hadd.	Preston.	Linlith.	Stir.	Inverk.	King.	Burnt.	Dysart	Culross	Crail	Pitten.	Perth	Dundee	Mont.	Aberd.	Ayr	Irvine	Dumb.	Total
1501	110	0	0	0	0	0	0	NSJ	0	NSJ	0	0	0	0	0	0	0	0	0	110
1502	15	0	0	0	0	0	0	NSJ	0	NSJ	0	0	0	0	0	0	0	0	0	15
1503	0	0	0	0	0	0	0	NSJ	0	NSJ	0	0	0	0	0	0	0	0	0	0
1504	0	0	0	0	0	0	0	NSJ	0	NSJ	0	8	0	0	0	0	0	0	0	8
1505	2,213	0	0	0	0	0	0	NSJ	0	NSJ	137	142	0	0	0	0	0	0	0	2,492
1506	2,104	0	0	0	0	0	0	NSJ	0	NSJ	8	0	0	0	0	0	0	0	0	2,112
1507	47	0	0	0	0	0	0	NSJ	0	NSJ	0	0	0	0	0	0	0	0	0	47
1508	0	0	0	0	0	0	0	NSJ	0	NSJ	0	0	0	0	0	0	0	0	0	0
1509	0	0	0	0	0	0	0	NSJ	0	NSJ	0	0	0	0	0	0	0	0	0	0
1510	0	0	0	0	0	0	0	NSJ	0	NSJ	0	0	0	0	0	0	0	0	0	0
1511	958	0	0	0	0	0	0	NSJ	0	NSJ	0	0	0	0	0	0	0	0	0	958
1512	135	0	0	0	0	0	0	NSJ	0	NSJ	0	0	0	0	0	0	0	0	0	135
1513	11	0	0	0	0	0	0	NSJ	0	NSJ	0	0	0	0	0	0	0	0	0	11
1514	0	0	0	0	0	0	0	NSJ	0	NSJ	NSJ	0	0	0	0	0	0	0	0	0
1515	1,009	0	0	0	0	0	0	NSJ	0	NSJ	NSJ	0	0	0	0	0	0	0	0	1,009
1516	250	0	0	0	0	0	0	NSJ	0	NSJ	NSJ	0	0	0	0	0	0	0	0	250
1517	73	0	0	0	0	0	0	NSJ	0	NSJ	NSJ	0	0	0	0	0	0	0	0	73
1518	0	0	0	0	0	0	0	NSJ	0	NSJ	NSJ	0	0	0	0	0	0	0	0	0
1519	177	0	0	0	0	0	0	NSJ	0	NSJ	NSJ	0	0	0	0	0	0	0	0	177
1520	964	0	0	0	0	0	0	NSJ	0	NSJ	NSJ	0	0	0	0	0	0	0	0	964
1521	964	0	0	0	0	0	0	NSJ	0	NSJ	NSJ	0	0	0	0	0	0	0	0	964
1522	964	72	0	0	0	0	0	NSJ	0	NSJ	NSJ	0	0	0	0	0	0	0	0	1,036
1523	1,751	186	0	0	0	0	0	NSJ	0	NSJ	NSJ	0	0	0	0	0	0	0	3	1,939
1524	1,751	128	0	0	0	0	0	NSJ	0	NSJ	NSJ	0	0	0	0	0	0	0	3	1,881
1525	3,367	0	0	0	0	0	0	NSJ	0	NSJ	NSJ	0	0	0	0	0	0	0	3	3,370
1526	4,104	0	0	0	0	0	0	NSJ	0	NSJ	NSJ	0	0	0	0	0	0	0	134	4,238
1527	710	0	0	0	0	0	0	NSJ	0	NSJ	NSJ	0	0	0	0	0	0	0	0	710
1528	3,348	0	0	0	0	0	0	NSJ	0	NSJ	NSJ	0	0	0	0	0	0	0	0	3,348

**A2-17a: Re-exports (custom duty- d.)**

Date	Ecln.	Hadd.	Preston.	Linlith.	Stir.	Inverk.	King.	Burnt.	Dysart	Culross	Crail	Pitten.	Perth	Dundee	Mont.	Aberd.	Ayr	Irvine	Dumb.	Total
1529	2,330	0	0	0	0	0	0	NSJ	0	NSJ	NSJ	0	0	0	0	0	0	0	0	2,330
1530	1,376	0	0	0	0	0	0	NSJ	0	NSJ	NSJ	0	0	0	0	0	0	0	0	1,376
1531	8,883	0	0	0	0	0	0	NSJ	0	NSJ	NSJ	0	0	0	0	0	0	0	0	8,883
1532	2,050	0	0	0	0	0	0	NSJ	0	NSJ	NSJ	0	0	0	0	0	0	0	0	2,050
1533	5,463	0	0	0	51	0	0	NSJ	0	NSJ	NSJ	0	0	0	0	0	0	0	0	5,514
1534	5,666	0	0	0	51	0	0	NSJ	0	NSJ	NSJ	0	0	348	0	0	0	0	0	6,065
1535	4,121	0	0	0	6	0	0	NSJ	0	NSJ	NSJ	0	0	72	0	0	0	0	0	4,199
1536	4,251	0	0	0	3	0	0	NSJ	0	NSJ	NSJ	0	0	36	0	0	0	0	0	4,290
1537	4,380	0	0	0	0	0	0	NSJ	0	NSJ	NSJ	0	0	0	0	0	0	0	0	4,380
1538	5,850	0	0	0	0	0	0	NSJ	0	NSJ	NSJ	0	0	828	0	0	0	0	0	6,678
1539	3,006	0	0	0	0	0	0	NSJ	0	NSJ	NSJ	0	0	134	0	0	0	0	0	3,140
1540	3,576	0	0	0	0	0	0	NSJ	0	NSJ	NSJ	0	0	750	0	0	0	0	0	4,326
1541	3,656	0	0	0	0	0	0	NSJ	0	NSJ	NSJ	0	0	50	0	0	0	0	0	3,706
1542	10,776	0	177	0	0	0	0	0	0	NSJ	NSJ	0	0	2	0	0	0	408	0	11,363
1543	4,416	0	177	0	0	0	1	0	26	NSJ	NSJ	0	0	0	0	0	0	0	0	4,620
1544	2,837	0	177	0	0	0	20	0	394	NSJ	NSJ	0	0	849	0	0	0	0	0	4,278
1545	2,837	0	0	0	0	0	20	0	394	NSJ	NSJ	0	0	1,158	0	0	0	0	0	4,410
1546	2,837	0	0	0	0	0	20	0	394	NSJ	NSJ	0	0	831	0	0	0	0	0	4,083
1547	12,324	0	0	0	0	0	20	0	4	NSJ	NSJ	0	0	1,829	0	0	0	0	0	14,177
1548	12,324	0	0	0	0	0	20	0	4	NSJ	NSJ	0	0	915	0	0	0	0	0	13,262
1549	12,324	0	0	0	0	0	20	0	4	NSJ	NSJ	0	0	915	0	0	0	0	0	13,262
1550	12,324	0	0	0	0	0	20	0	4	NSJ	NSJ	0	0	0	0	0	0	0	0	12,348
1551	24,617	0	0	0	0	0	0	0	2	NSJ	NSJ	0	0	0	0	0	0	0	0	24,619
1552	44,368	0	0	0	0	0	0	0	2	NSJ	NSJ	0	0	0	0	0	0	0	0	44,370
1553	16,170	0	0	0	0	0	132	0	2	NSJ	NSJ	0	0	0	0	0	0	0	0	16,303
1554	11,976	0	0	0	0	0	13	0	2	NSJ	NSJ	0	0	0	0	0	0	0	0	11,990
1555	7,852	0	0	0	0	0	0	0	0	NSJ	NSJ	0	0	0	0	0	0	0	0	7,852
1556	4,360	0	0	0	0	0	0	0	0	NSJ	NSJ	0	0	0	0	0	0	0	0	4,360

**A2-17a: Re-exports (custom duty- d.)**

Date	Ecln.	Hadd.	Preston.	Linlith.	Stir.	Inverk.	King.	Burnt.	Dysart	Culross	Crail	Pitten.	Perth	Dundee	Mont.	Aberd.	Ayr	Irvine	Dumb.	Total
1557	7,893	0	0	0	0	0	0	0	0	NSJ	NSJ	0	0	0	0	0	0	0	0	7,893
1558	6,207	0	0	0	0	190	0	0	0	NSJ	NSJ	0	0	0	0	0	0	0	0	6,397
1559	6,809	0	0	161	0	26	0	0	0	NSJ	NSJ	0	37	0	0	0	0	0	0	7,032
1560	8,479	0	0	81	0	0	0	0	0	NSJ	NSJ	0	37	2,540	0	0	0	0	0	11,136
1561	66,642	0	0	81	0	0	22	0	0	NSJ	NSJ	0	37	5,600	0	0	0	0	0	72,381
1562	24,901	0	0	0	0	371	3	0	0	NSJ	NSJ	0	37	327	0	0	0	0	0	25,638
1563	9,928	0	0	0	0	469	0	0	0	NSJ	NSJ	0	37	337	0	0	0	0	0	10,770
1564	9,928	0	0	216	0	0	0	0	0	NSJ	NSJ	0	37	307	0	0	0	0	0	10,488
1565	10,488	0	0	0	0	0	0	0	0	NSJ	NSJ	0	37	239	0	0	0	0	0	10,764
1566	16,193	0	0	0	0	0	0	0	0	NSJ	NSJ	0	37	80	0	0	0	0	0	16,310
1567	16,535	0	0	0	0	0	0	0	0	NSJ	NSJ	0	37	1,652	0	0	0	0	0	18,223
1568	16,876	0	0	0	0	0	0	0	0	NSJ	NSJ	0	37	1,652	0	0	0	0	0	18,565
1569	16,876	0	0	0	0	0	0	0	0	NSJ	NSJ	0	37	1,652	0	0	0	0	0	18,565
1570	16,876	0	0	0	0	0	0	0	0	NSJ	NSJ	124	37	1,652	0	0	0	0	0	18,689
1571	16,876	0	0	0	0	0	0	0	0	NSJ	NSJ	10	37	1,652	0	0	0	0	0	18,575
1572	16,876	0	0	0	0	0	0	0	0	NSJ	NSJ	10	37	1,652	0	0	0	0	0	18,575
1573	15,555	0	0	0	0	0	0	0	0	NSJ	NSJ	5	37	1,652	0	0	0	0	0	17,249
1574	14,234	0	0	0	0	0	0	0	0	NSJ	NSJ	0	74	3,224	0	0	0	0	0	17,532
1575	33,249	0	0	0	0	0	0	0	0	NSJ	NSJ	0	139	2,236	0	0	0	0	0	35,624
1576	31,610	0	0	104	0	0	0	0	0	NSJ	NSJ	0	371	2,129	0	0	0	0	0	34,214
1577	18,815	0	0	52	0	0	0	0	0	NSJ	NSJ	0	612	7,851	32	0	0	0	0	27,362
1578	33,302	0	0	0	0	0	0	0	0	NSJ	NSJ	452	2,593	6,743	60	0	0	0	0	43,150
1579	29,111	0	0	0	0	0	0	0	0	NSJ	NSJ	97	594	5,678	29	0	0	0	0	35,509
1580	26,146	0	0	0	0	768	0	0	0	0	NSJ	27	1,165	3,594	7	0	332	0	0	32,038
1581	21,144	0	0	0	0	0	0	0	0	0	NSJ	310	414	4,523	0	0	215	0	0	26,606
1582	29,520	0	0	0	0	0	0	0	0	240	NSJ	554	180	2,189	0	0	215	0	0	32,898
1583	-	-	-	-	-	-	-	-	-	-	NSJ	-	-	-	-	0	108	-	-	-
1584	-	-	-	-	-	-	-	-	-	-	NSJ	-	-	-	-	0	0	-	-	-

**A2-17a: Re-exports (custom duty- d.)**

Date	Edin.	Hadd.	Preston.	Linlith.	Stir.	Inverk.	King.	Burnt.	Dysart	Culross	Crail	Pittin.	Perth	Dundee	Mont.	Aberd.	Ayr	Irvine	Dumb.	Total		
1585	-	-	-	-	-	-	-	-	-	-	NSJ	-	-	-	-	-	-	-	-	-		
1586	-	-	-	-	-	-	-	-	-	-	NSJ	-	-	-	0	-	-	-	-	-		
1587-9	-	-	-	-	-	-	-	-	-	-	NSJ	-	-	-	-	-	-	-	-	-		
1590	62,748	0	0	0	0	0	0	<u>2,605</u>	0	0	NSJ	3,360	0	6,876	0	0	96	0	0	<u>42</u>	75,726	
1591	98,602	0	0	0	0	0	210	<u>2,605</u>	0	0	NSJ	2,534	0	8,183	419	0	0	0	0	0	42	112,594
1592	102,650	0	0	0	0	0	315	<u>2,605</u>	896	0	NSJ	607	80	8,183	419	0	0	0	0	0	42	115,796
1593	87,412	0	0	0	0	0	315	<u>2,605</u>	1,144	0	NSJ	3,591	80	9,453	525	0	0	0	0	0	42	105,166
1594	76,326	0	0	0	0	240	0	<u>2,605</u>	1,920	0	NSJ	10,620	80	6,480	525	0	240	0	0	0	42	99,077
1595	71,704	0	0	0	0	0	0	<u>2,605</u>	1,175	0	NSJ	10,824	1	5,760	525	0	336	0	0	0	42	92,971
1596	71,297	0	0	0	0	960	282	<u>2,605</u>	3,158	0	NSJ	10,205	81	5,520	2,400	0	288	0	0	0	42	96,836
1597	131,747	0	0	0	0	0	1,398	<u>2,605</u>	948	0	NSJ	8,542	80	10,061	1,930	0	288	0	0	0	0	157,599
1598	102,286	0	0	0	0	0	1,092	<u>2,320</u>	3,959	2,640	NSJ	10,110	<u>40</u>	9,359	767	917	0	0	0	0	0	133,490
1599	<u>102,286</u>	0	0	0	0	0	<u>1,092</u>	<u>3,860</u>	<u>3,959</u>	<u>1,200</u>	NSJ	14,991	0	<u>9,359</u>	<u>767</u>	<u>917</u>	<u>0</u>	<u>0</u>	<u>0</u>	<u>0</u>	<u>0</u>	<u>138,431</u>

**A2-17b: Re-exports from poorly represented ports (custom duty- d.)**

Date	Cupar	St Andrews	Dumfries	Date	Cupar	St Andrews	Dumfries	Date	Cupar	St Andrews	Dumfries
1473	0	-	-	1497	0	-	-	1565	0	-	-
1474	0	-	-	1498	0	-	-	1566-73	-	-	-
1475	0	-	-	1499	0	-	-	1574	0	-	-
1476	0	-	-	1500	0	-	-	1575	49	-	-
1477	0	-	-	1501	0	-	-	1576	147	-	-
1478	0	-	-	1502	0	-	-	1577	20	-	-
1479	0	-	-	1503	0	-	-	1578	78	-	1,827
1480	0	-	-	1504	-	-	-	1579	0	-	1,764
1481	0	-	-	1505	-	-	-	1580	0	-	2,033
1482	0	-	-	1506	-	-	-	1581	0	-	<u>2,535</u>
1483	0	-	-	1507	-	-	0	1582	0	-	3,036
1484	0	-	-	1508-24	-	-	-	1583-9	-	-	-
1485	0	-	-	1525	1,131	-	-	1590	0	57	0
1486	0	-	-	1526	143	-	-	1591	0	57	0
1487	0	-	-	1527-55	-	-	-	1592	0	57	0
1488	0	-	-	1556	0	-	-	1593	0	1,857	0
1489	0	-	-	1557	0	-	-	1594	0	782	0
1490	0	-	-	1558	0	-	-	1595	0	964	0
1491	0	-	-	1559	0	-	-	1596	0	2,880	0
1492	0	-	-	1560	0	-	-	1597	0	2,572	0
1493	0	-	-	1561	0	-	-	1598	0	2,313	0
1494	0	-	-	1562	0	-	-	1599	0	7,951	0
1495	0	-	-	1563	0	-	-				
1496	0	-	-	1564	0	-	-				

**A2-16: Miscellaneous Manufactures (custom duty- d.)**

Date	Edinburgh	Stirling	Perth	Dundee	Total
1560	0	0	0	0	0
1561	0	0	0	0	0
1562	0	0	0	0	0
1563	0	0	0	0	0
1564	0	0	0	0	0
1565	0	0	0	0	0
1566	0	0	0	0	0
1567	<u>20</u>	0	0	0	<u>20</u>
1568	41	0	0	0	41
1569	41	0	0	0	41
1570	41	0	0	0	41
1571	41	0	0	0	41
1572	41	0	0	0	41
1573	<u>20</u>	0	0	0	<u>20</u>
1574	0	0	0	0	0
1575	0	0	821	0	821
1576	0	62	1,454	162	1,678

Date	Edinburgh	Stirling	Perth	Dundee	Total
1577	0	10	723	407	1,139
1578	0	0	1,843	315	2,158
1579	0	93	866	354	1,313
1580	0	327	3,140	892	4,358
1581	0	27	2,019	268	2,314
1582	0	108	1,980	608	2,696
1583-9	-	-	-	-	-
1590	1,482	0	600	792	2,874
1591	3,600	0	600	214	4,414
1592	2,052	0	241	214	2,507
1593	3,275	0	282	18	3,575
1594	4,365	0	150	0	4,515
1595	5,682	0	154	432	6,268
1596	6,370	<u>84</u>	274	0	6,728
1597	9,091	168	390	0	9,649
1598	17,421	281	<u>195</u>	0	17,897
1599	<u>17,421</u>	233	0	0	<u>17,654</u>



**A2-17a: Stulling (custom duty- d.)**

Date	Kinghorn	Pittenweem	Dundee	Montrose	Arbroath	Total
1573	0	0	0	0	0	0
1574	0	1,824	1,932	0	0	3,756
1575	0	1,436	942	0	0	2,378
1576	0	639	644	608	0	1,891
1577	0	3,015	241	665	0	3,921
1578	0	1,105	548	6	0	1,658
1579	0	735	127	139	0	1,001
1580	0	1,111	2,386	687	0	4,184
1581	0	864	2,174	428	0	3,466
1582	0	626	2,484	576	70	3,756
1583-5	-	-	-	-	-	-
1586	-	-	-	800	-	-

Date	Kinghorn	Pittenweem	Dundee	Montrose	Arbroath	Total
1587-9	-	-	-	-	-	-
1590	0	1,360	1,600	592	85	3,637
1591	0	2,835	1,497	2,023	85	6,439
1592	0	3,803	1,497	2,023	85	7,407
1593	0	4,006	1,567	1,355	85	7,013
1594	0	2,680	0	1,355	85	4,120
1595	0	1,888	2,304	1,355	0	5,547
1596	0	1,894	1,728	1,680	0	5,302
1597	0	1,545	2,702	1,047	0	5,294
1598	48	2,107	1,714	511	0	4,380
1599	48	2,302	1,714	511	0	4,575

**A2-17b: Stulling poorly represented ports (custom duty- d.)**

Date	St Andrews
1590-5	0
1595	512
1596	0
1597	665
1598	7
1599	1,383

## APPENDIX 3

### EXPORT GRAPHS

#### I. COMMODITY GRAPHS

The graphs for the exports of each commodity, from each area and from all Scotland, have been constructed using the adjusted custom figures listed in Appendix 2 (A2: 1-17). These are given in A3/I. The total Scottish figures, as outlined in the notes to Appendix 2, do not include the jurisdictions in which substantial amounts of export data is missing, namely St Andrews, Cupar, the Northern Ports, and the Solway Ports, and there is little or no custom data for Dunfermline, Kirkcaldy, or Glasgow. The only exceptions are the graphs for Scottish wool, woollfell and hide exports, which include separate totals with, and without, Berwick-upon-Tweed.

To prevent the export data being distorted by the division and amalgamation of custom jurisdictions the graphs use the jurisdictions in operation in 1362 as a base. Exports from jurisdictions created within the bounds of an older one have been added to the original jurisdiction's figures. Those jurisdictions, which were frequently amalgamated, have been considered as single areas.

EAST LOTHIAN. Haddington, Dunbar, North Berwick, and Prestonpans (except for salt). It should be noted that, up to some time before 1358, East Lothian's exports would have been included in the accounts for Edinburgh and Berwick-upon-Tweed.

WEST FIFE. Inverkeithing, Kinghorn, Dysart, Burntisland, and Culross.

EAST NEUK OF FIFE. Crail, Pittenweem, and Anstruther. Prior to Crail rendering custom accounts in 1410, minuscule quantities of wool, woollfells, and hides exported from the area are likely to have been customed at St Andrews.

THE NORTHERN PORTS. Banff, Inverness, Elgin and Forres, and all other parts beyond the Spey.

THE CLYDE PORTS. Ayr, Dumbarton, and Irvine.

THE SOLWAY PORTS. Kirkcudbright, Wigtown and Whithorn, and Dumfries.

The commodities are graphed from the time they were first comprehensively customed. No graphs have been included for the miscellaneous fells, as their customs are not reliable as export figures. Where a jurisdiction or area customed a tiny amount of a particular commodity only once or twice, figures have not been graphed. As a result there are no graphs for St Andrews's herring and salt, Cupar's salmon and tallow, Linlithgow's salmon and cod, Dumfries's herring, East Lothian's herring, Aberdeen's re-exports, and the Clyde ports' flesh exports. These commodities, excepting those from the poorly represented ports, have been included in the Scottish totals.

The estimates for missing entries given in Appendix 2 (i.e. the underlined figures) have been used in the graphs. Estimates, however, have not been graphed when they are for three or more years for a specific area, or when they make up over 70% of a total figure for three or more years. These estimates are considered to be unreliable and have not been used. Consequently, there is no graph line for these periods. In a small number of cases, however, the unreliable estimates have by necessity been included; these are clearly labelled in the graphs.

Finally, it should be noted the graphs for each commodity do not use the same scale. At the most four different scales are used, for instance for the Scottish total, the most important exporters, the bulk of the remainder, and occasional insignificant exporters. It is hoped this method allows the exports from smaller jurisdictions to be manifest, without giving a misleading impression about their level of exports. The scale in relation to the total Scottish graph is listed on each graph.

## **II. TOTAL TRADE GRAPHS**

The graphs in A3/II and A3/III show all the exports from specific areas. The same methodology outlined above, concerning jurisdictions, missing figures and the contents of the total Scottish figures is applicable.

The quantities listed in Appendix 2 have been converted into custom revenue using as a standard the 1570 custom values (see Appendix 6 for custom rates). This allows long term comparisons to be made about the export level of different commodities. For each area these figures have been divided into five categories; wool, woolfells and hides; cloth; fish

(salmon, herring and codling, cod, and oil); minerals (salt and coal); and miscellaneous items (corn, tallow, meat, re-exports, miscellaneous manufactures, and stulling). These constituent parts have also been graphed individually for the total Scottish figures (A3/II). Graphs for each region between 1328-1599 are given in A3/III. In addition, insets for 1470/3-1599 have been constructed for most regions to ensure the trends during the period are clearly observable. It should be noted that standardised scales have not been used for these regional graphs.

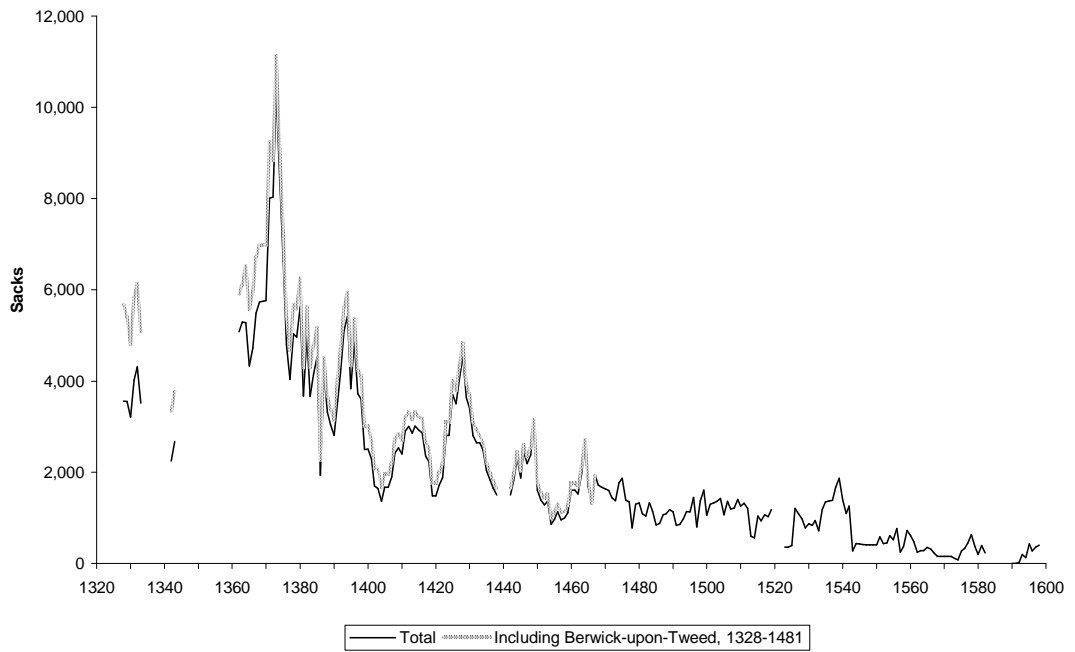
### A3/I: COMMODITY EXPORT GRAPHS

A3/I-1	Wool .....	620-9
A3/I-2	Woolfells .....	630-9
A3/I-3	Hides.....	640-9
A3/I-4	Cloth .....	650-8
A3/I-5	Miscellaneous Manufactures .....	659-61
A3/I-6	Salmon.....	662-9
A3/I-7	Herring and Codling .....	670-6
A3/I-8	Cod .....	677-84
A3/I-9	Oil.....	685-9
A3/I-10	Salt.....	690-2
A3/I-11	Coal .....	693-7
A3/I-12	Tallow.....	698-701
A3/I-13	Flesh .....	702-3
A3/I-14	Corn.....	704-6
A3/I-15	Re-exports.....	707-13
A3/I-16	Stulling .....	714-6

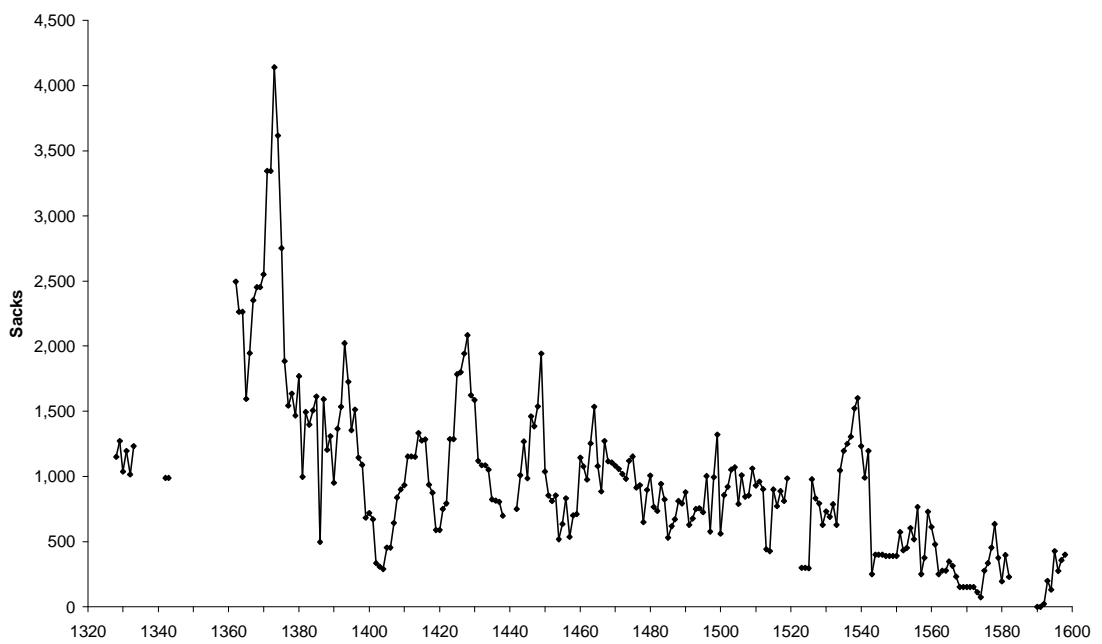
### A3/I-1: WOOL EXPORT GRAPHS

A3/I-1 (i)	Scottish.....	621
A3/I-1 (ii)	Edinburgh.....	621
A3/I-1 (iii)	Aberdeen .....	622
A3/I-1 (iv)	Dundee .....	622
A3/I-1 (v)	East Lothian .....	623
A3/I-1 (vi)	Linlithgow .....	623
A3/I-1 (vii)	Perth .....	624
A3/I-1 (viii)	Arbroath .....	624
A3/I-1 (ix)	Clyde Ports .....	625
A3/I-1 (x)	East Neuk of Fife.....	625
A3/I-1 (xi)	Montrose .....	626
A3/I-1 (xii)	Stirling.....	626
A3/I-1 (xiii)	West Fife .....	627
A3/I-1 (xiv)	Berwick-upon-Tweed.....	627
A3/I-1 (xv)	Cupar .....	628
A3/I-1 (xvi)	St Andrews .....	628
A3/I-1 (xvii)	Northern Ports .....	629
A3/I-1 (xviii)	Solway Ports.....	629

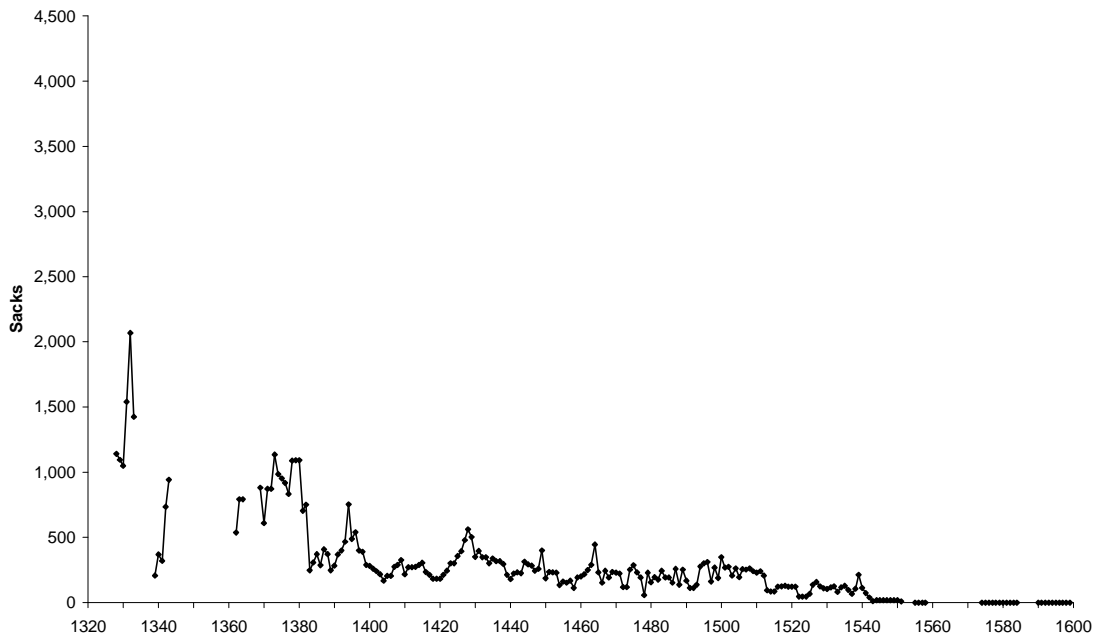
**A3/I-1 (i): Scottish Wool Exports, 1328-1598**



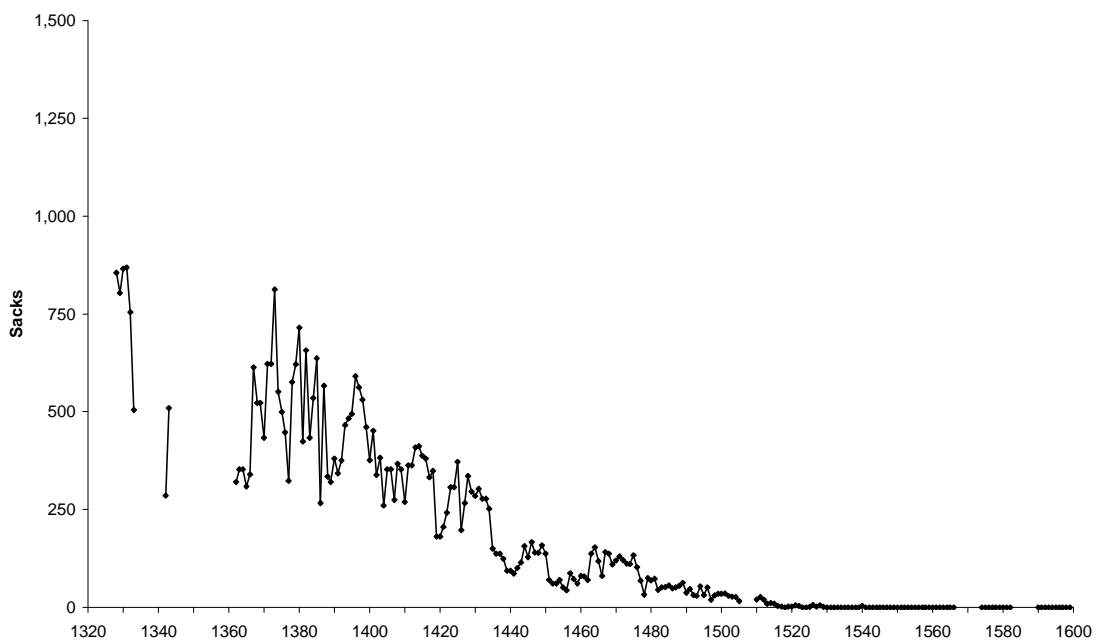
**A3/I-1 (ii): Wool Exports from Edinburgh, 1328-1598**  
37.5% of Total Wool Graph



**A3/I-1 (iii): Wool Exports from Aberdeen, 1328-1598**  
37.5% of Total Wool Graph

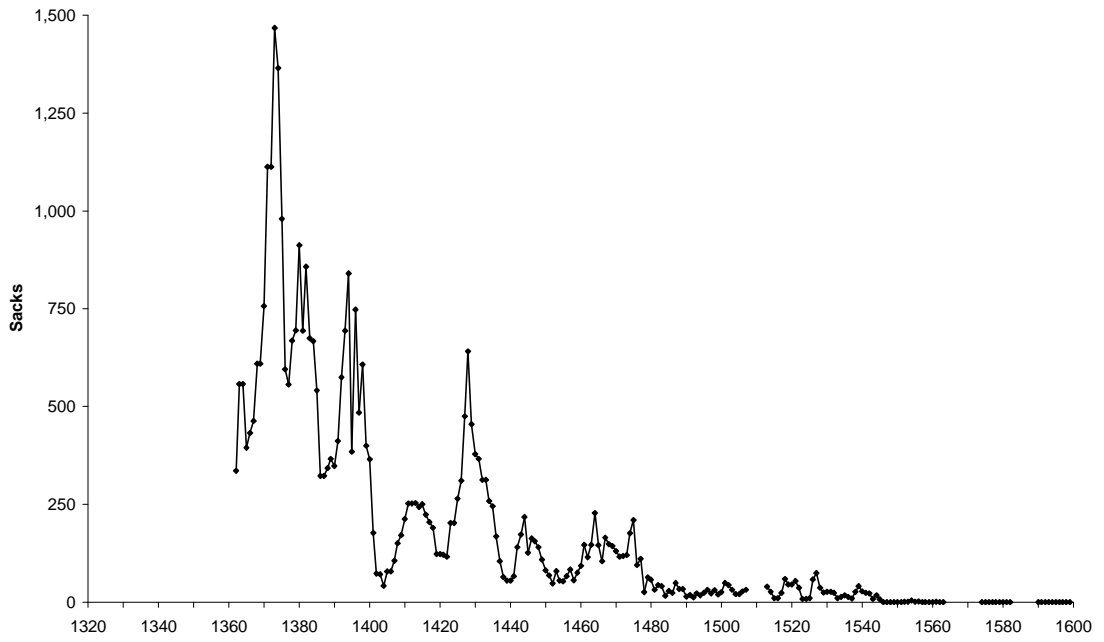


**A3/I-1 (iv): Wool Exports from Dundee, 1328-1598**  
12.5% of Total Wool Graph

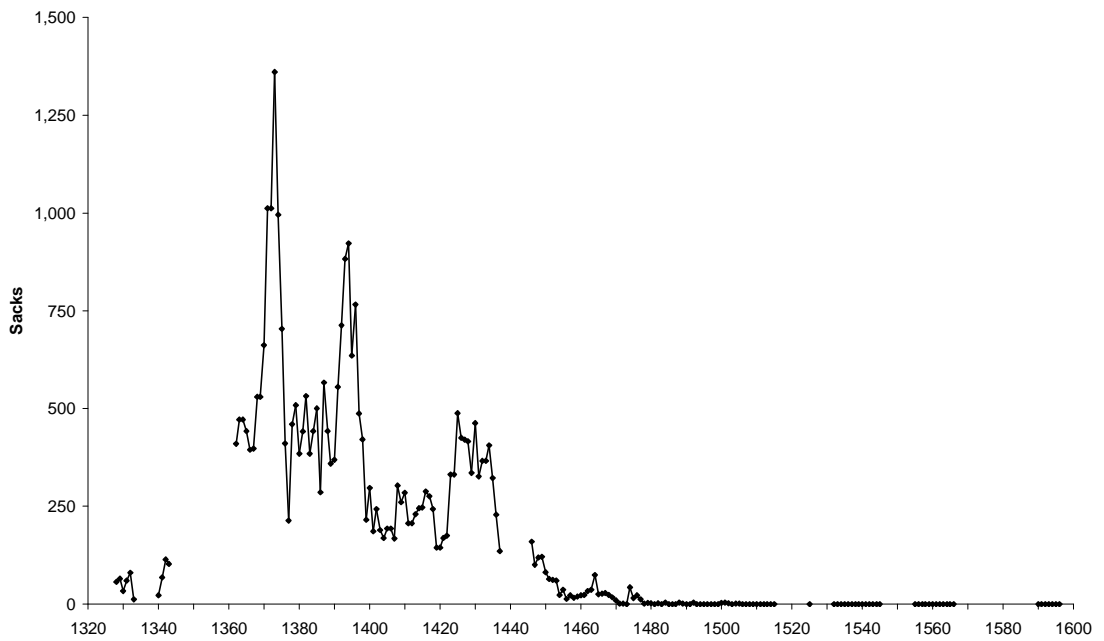




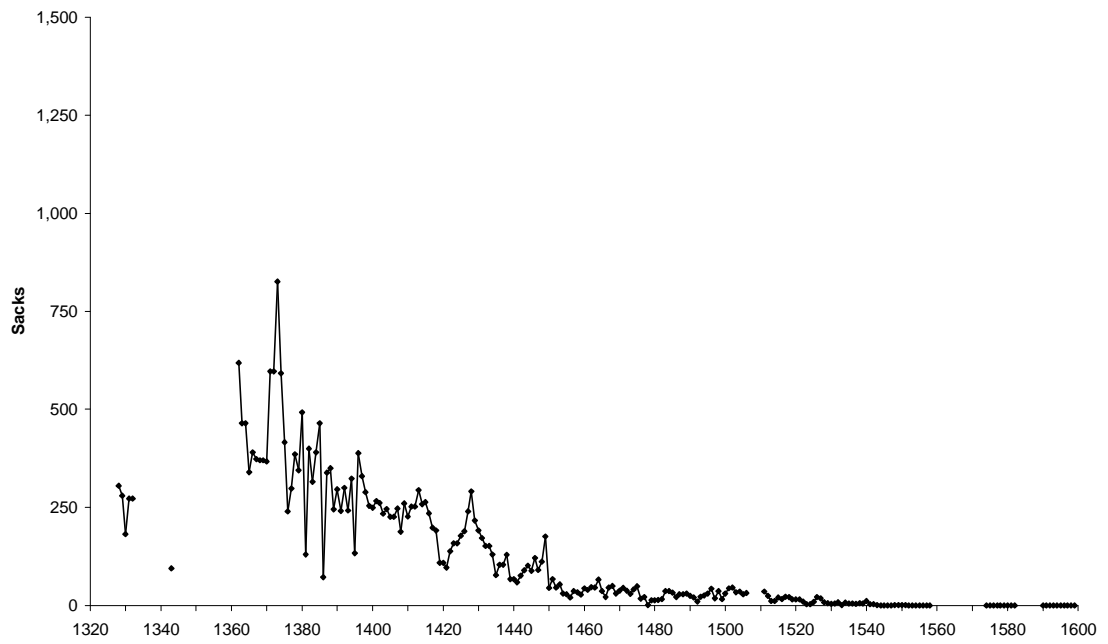
**A3/I-1 (v): Wool Exports from East Lothian, 1362-1599**  
12.5% of Total Wool Graph



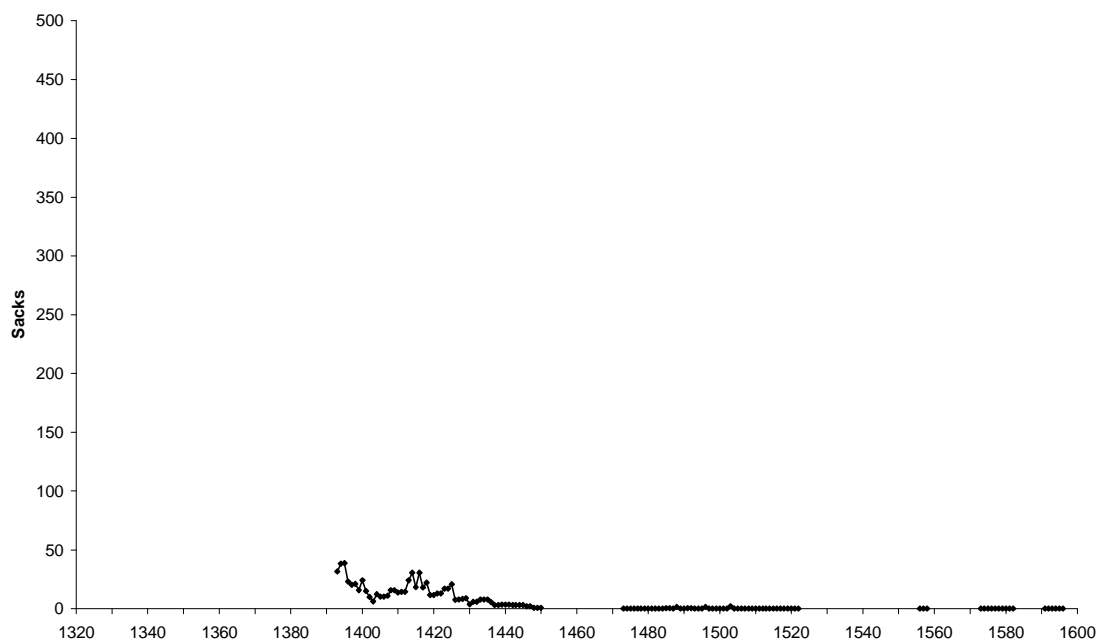
**A3/I-1 (vi): Wool Exports from Linlithgow, 1328-1596**  
12.5% of Total Wool Graph



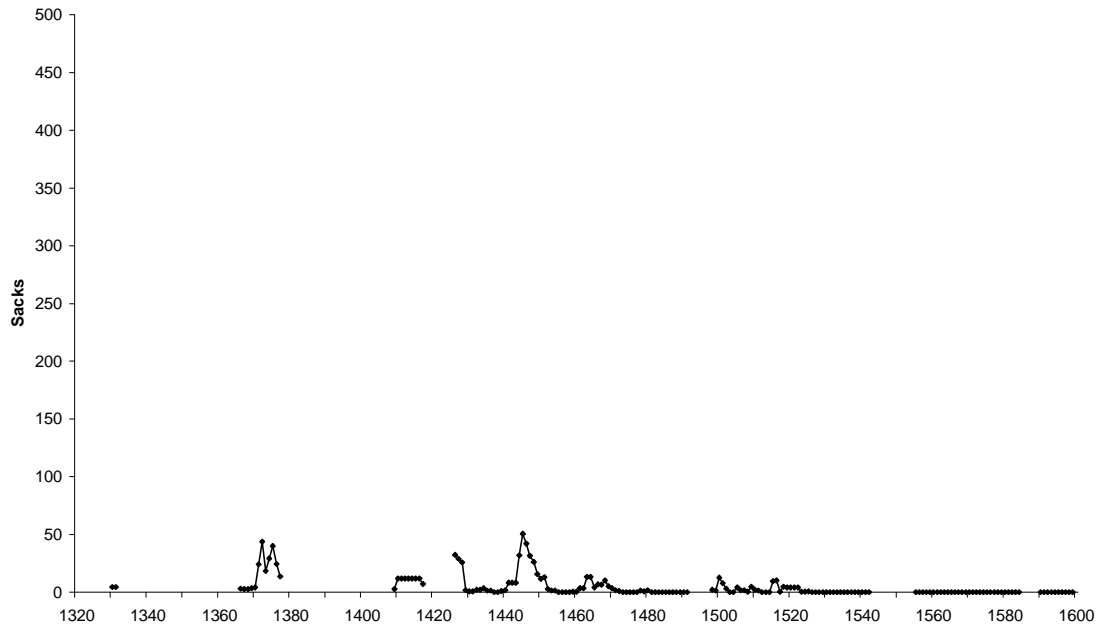
**A3/I-1 (vii): Wool Exports from Perth, 1328-1599**  
12.5% of Total Wool Graph



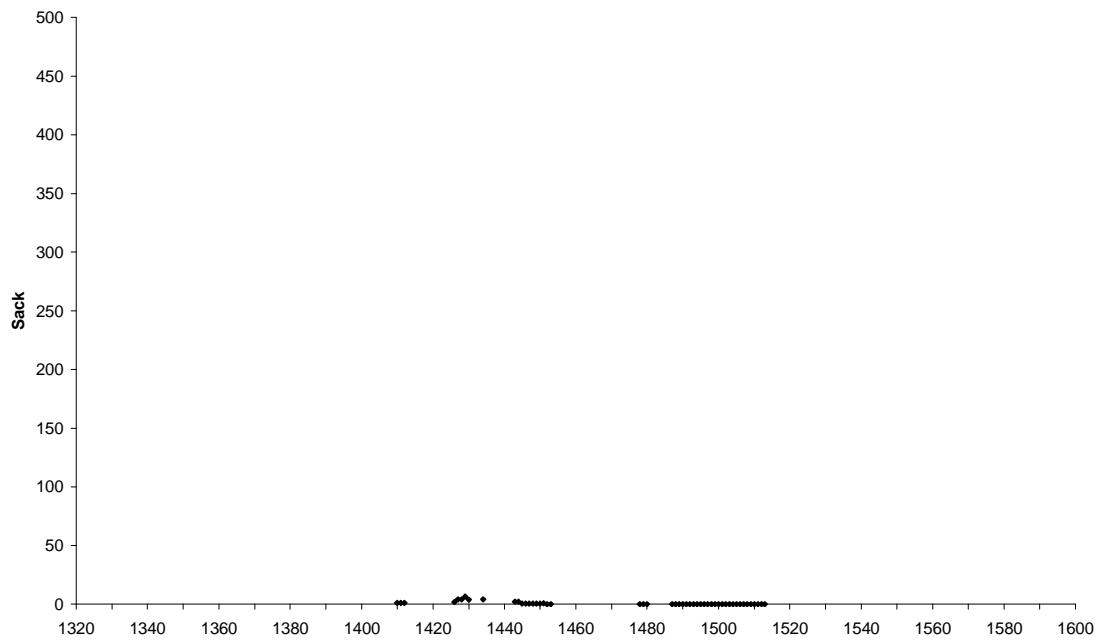
**A3/I-1 (viii): Wool Exports from Arbroath, 1362-1596**  
4% of Total Wool Graph



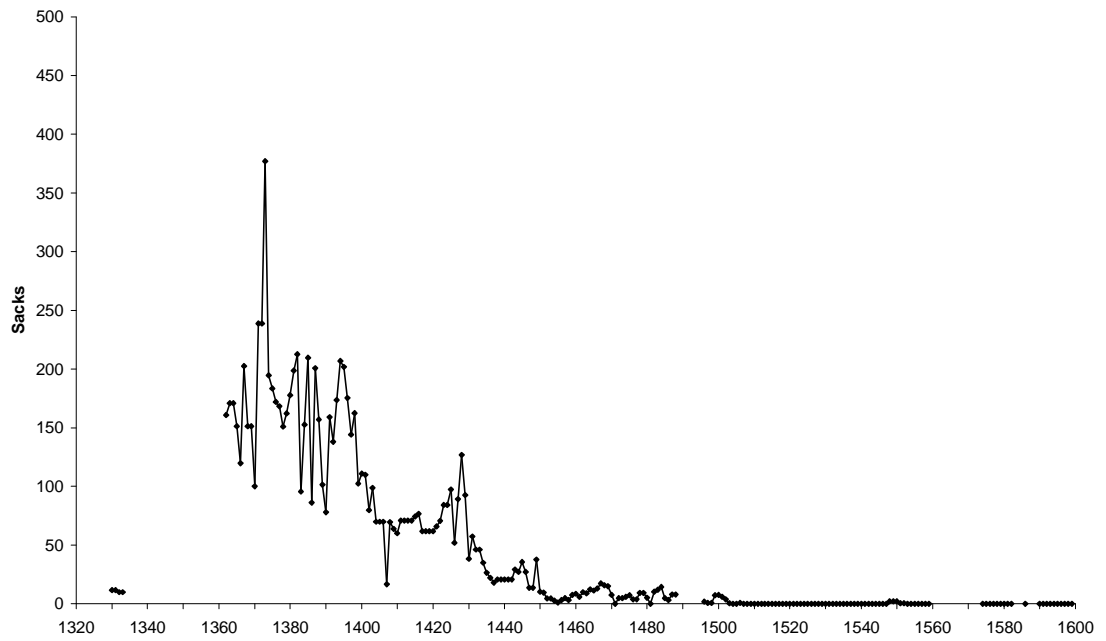
**A3/I-1 (ix): Wool Exports from the Clyde Ports 1328-1598**  
4% of Total Wool Graph



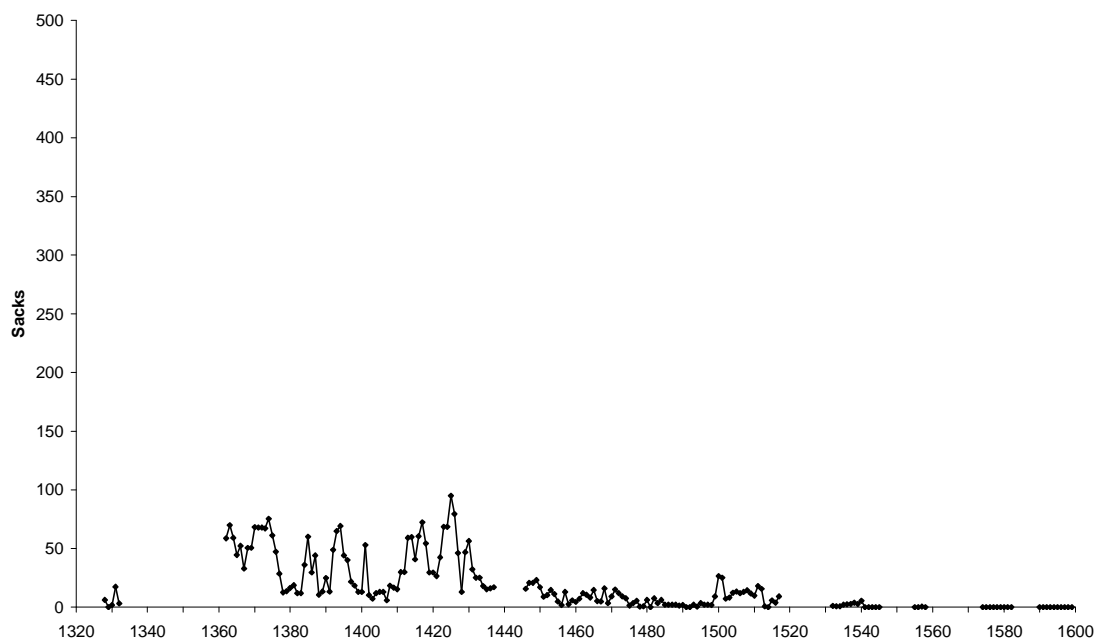
**A3/I-1 (x): Wool Exports from the East Neuk of Fife, 1410-1599**  
4% of Total Wool Graph



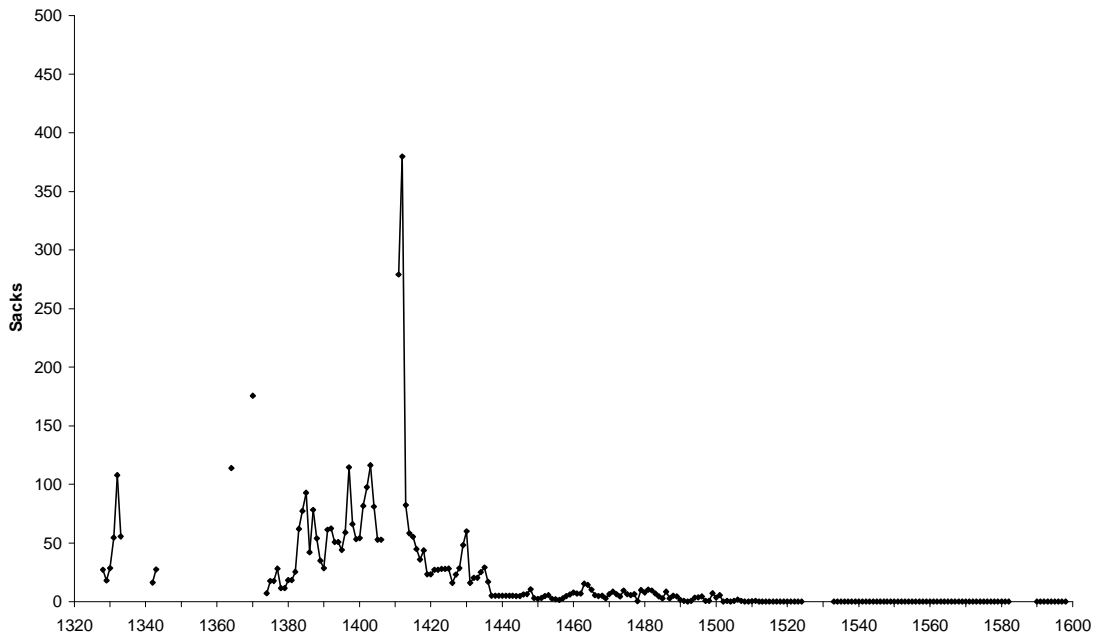
**A3/l-1 (xi): Wool Exports from Montrose, 1330-1598**  
4% of Total Wool Graph



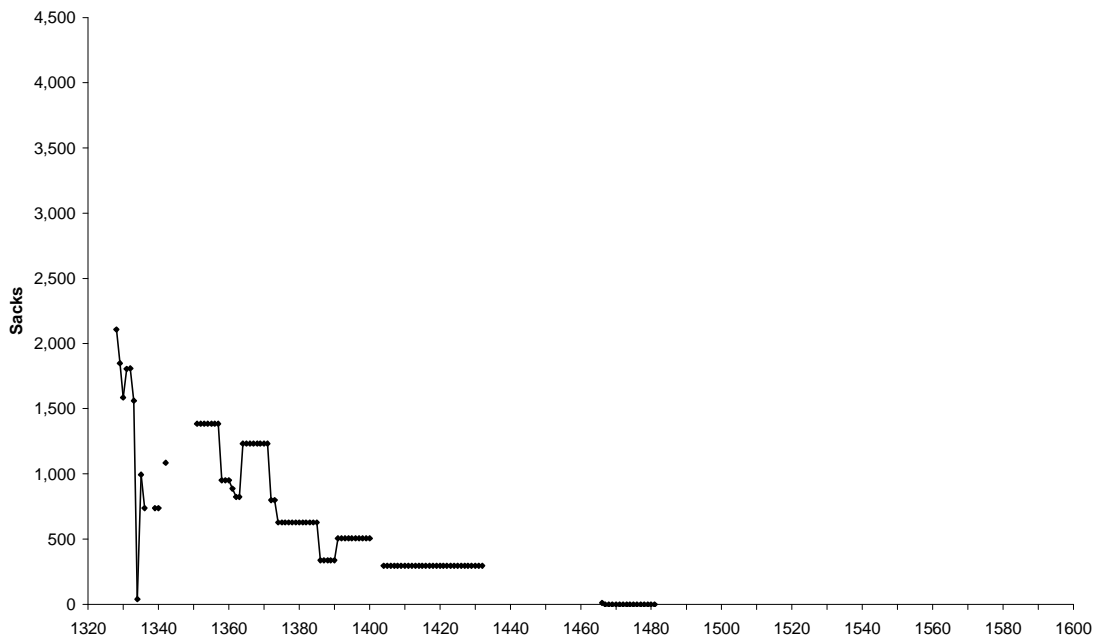
**A3/l-1 (xii): Wool Exports from Stirling, 1328-1599**  
4% of Total Wool Graph



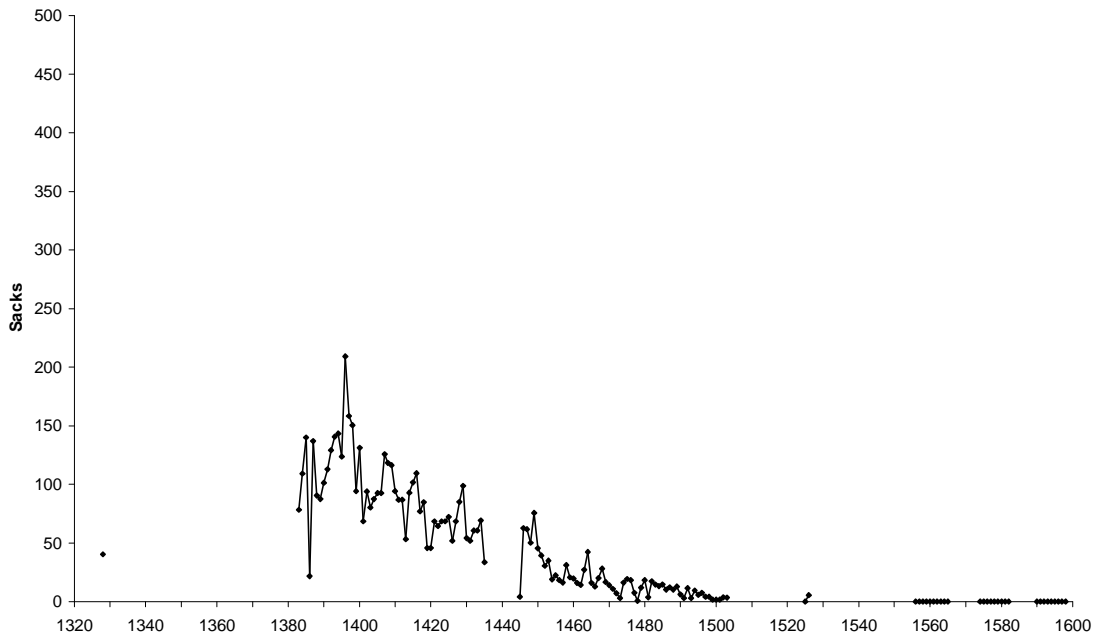
**A3/I-1 (xiii): Wool Exports from West Fife, 1328-1598**  
4% of Total Wool Graph



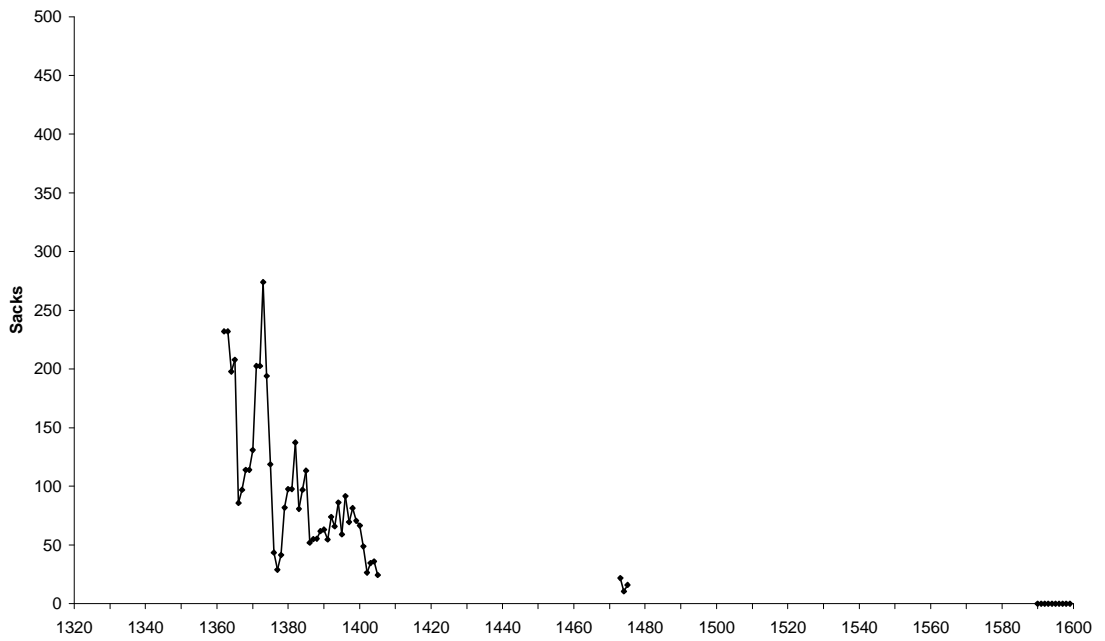
**A3/I-1b (xiv): Wool Exports from Berwick-upon-Tweed, 1328-1481**  
37.5% of Total Wool Graph



**A3/I-1b (xv): Wool Exports from Cupar, 1328-1598**  
4% of Total Wool Graph

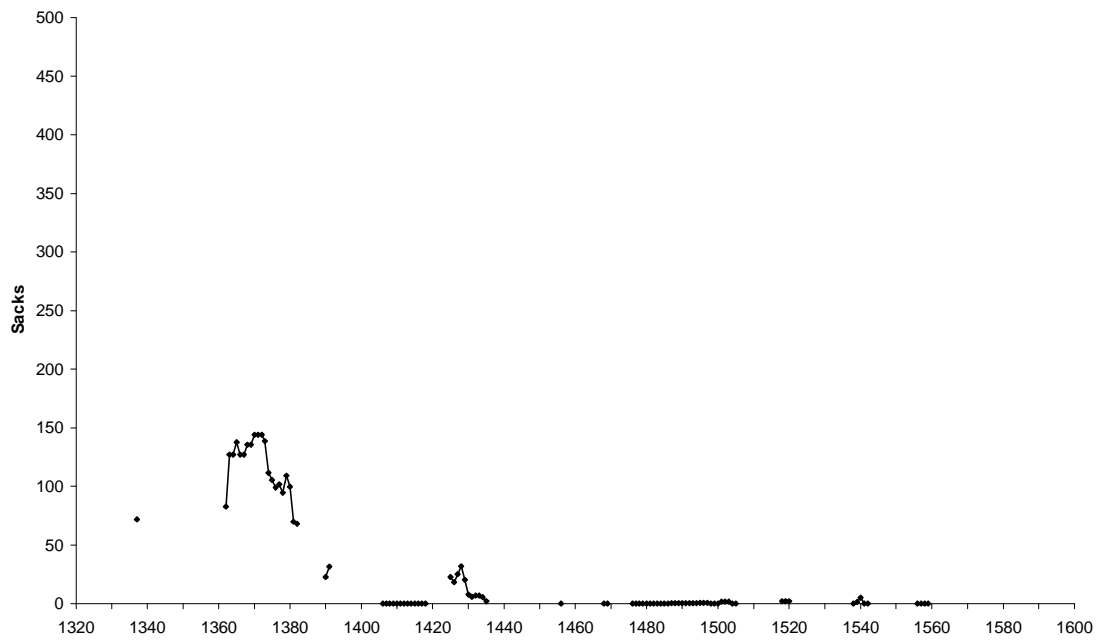


**A3/I-1b (xvi): Wool Exports from St Andrews, 1362-1599**  
4% of Total Wool Graph



**A3/I-1b (xvii): Wool Exported from the Northern Ports, 1337-1582**

4% of Total Wool Graph



**A3/I-1b (xviii): Wool Exports from the Solway Ports, 1331-1582**

4% of Total Wool Graph

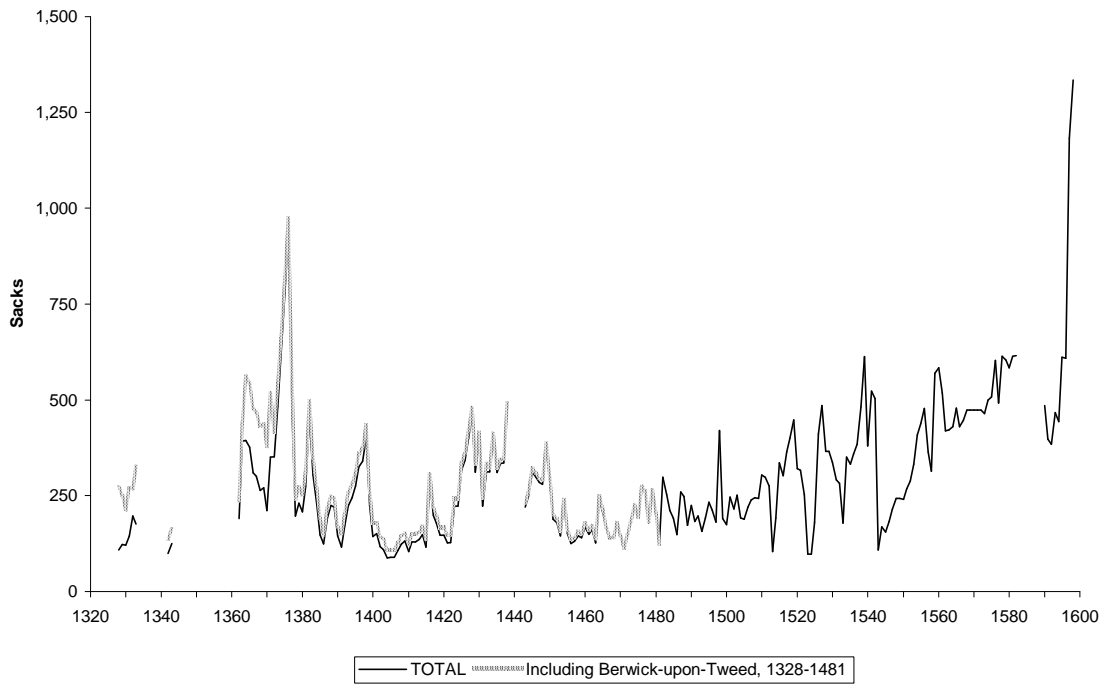


## A3/I-2: WOOLFELL EXPORT GRAPHS

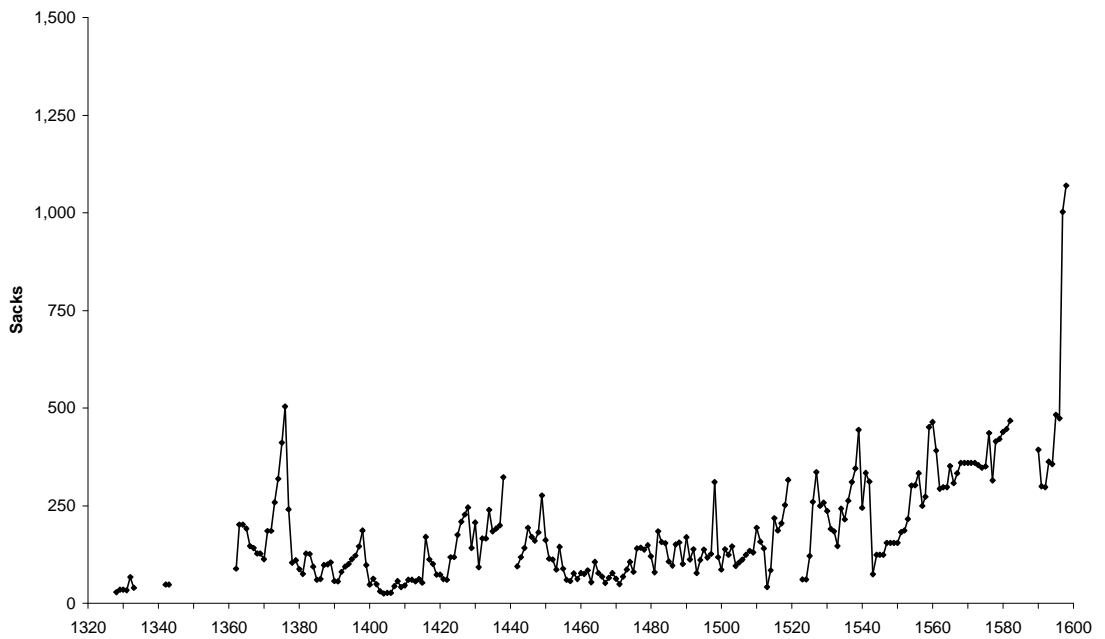
A3/I-2 (i)	Scottish.....	631
A3/I-2 (ii)	Edinburgh.....	631
A3/I-2 (iii)	Aberdeen .....	632
A3/I-2 (iv)	East Lothian .....	632
A3/I-2 (v)	Dundee .....	633
A3/I-2 (vi)	Linlithgow .....	633
A3/I-2 (vii)	Arbroath .....	634
A3/I-2 (viii)	Clyde Ports .....	634
A3/I-2 (ix)	East Neuk of Fife.....	635
A3/I-2 (x)	Montrose .....	635
A3/I-2 (xi)	Perth .....	636
A3/I-2 (xii)	Stirling.....	636
A3/I-2 (xiii)	West Fife .....	637
A3/I-2 (xiv)	Berwick-upon-Tweed.....	637
A3/I-2 (xv)	Cupar .....	638
A3/I-2 (xvi)	Northern Ports .....	638
A3/I-2 (xvii)	St Andrews .....	639
A3/I-2 (xviii)	Solway Ports.....	639



**A3/I-2 (i): Woolfell Exports from Scotland, 1328-1598**

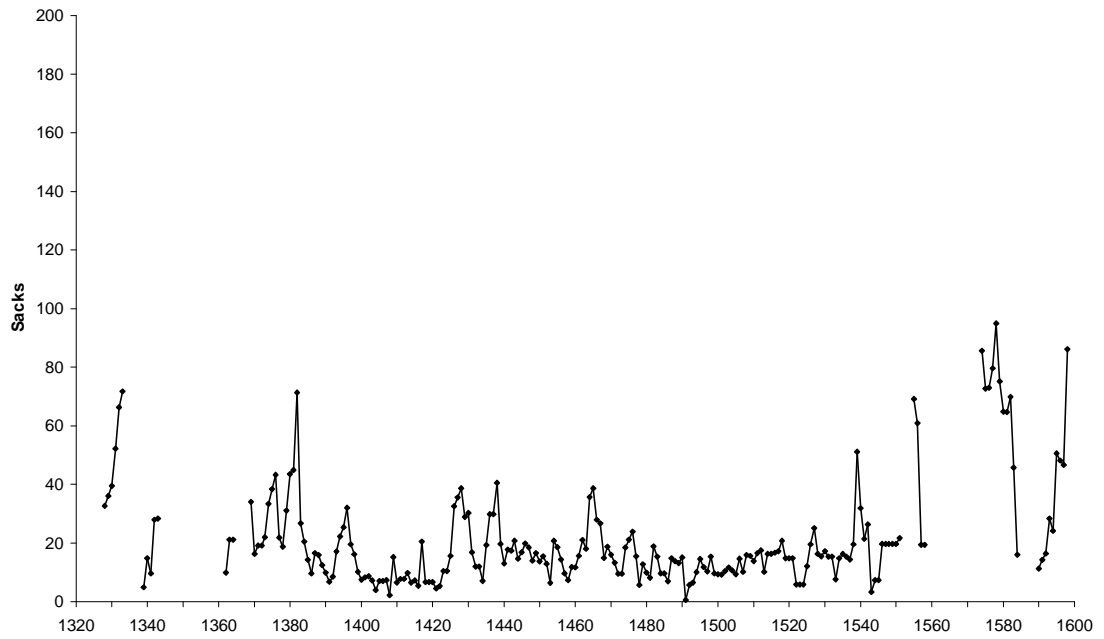


**A3/I-2 (ii): Woolfell Exports from Edinburgh, 1328-1598**  
Scale Equal to the Total Woolfell Graph



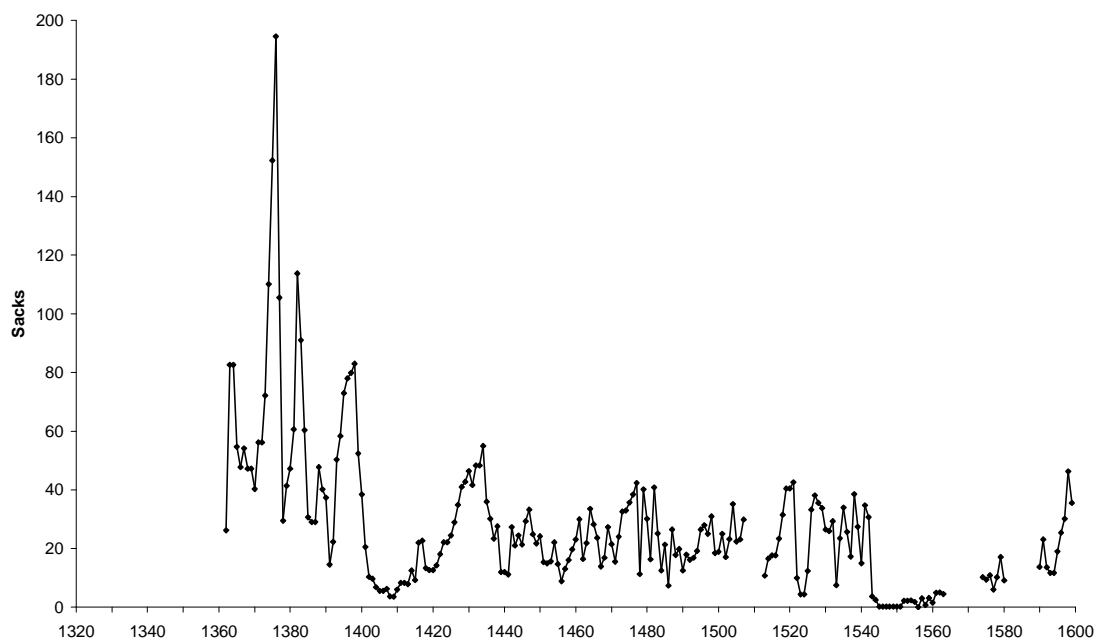
**A3/I-2 (iii): Woolfell Exports from Aberdeen, 1328-1598**

13% of Total Woolfell Graph

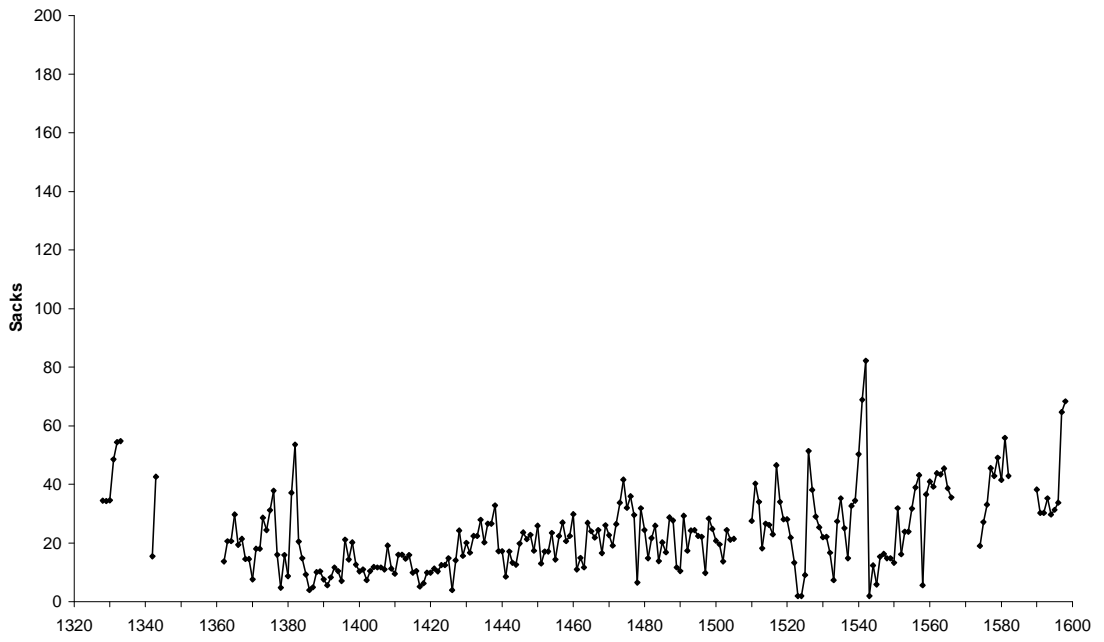


**A3/I-2 (iv): Woolfell Exports from East Lothian, 1362-1599**

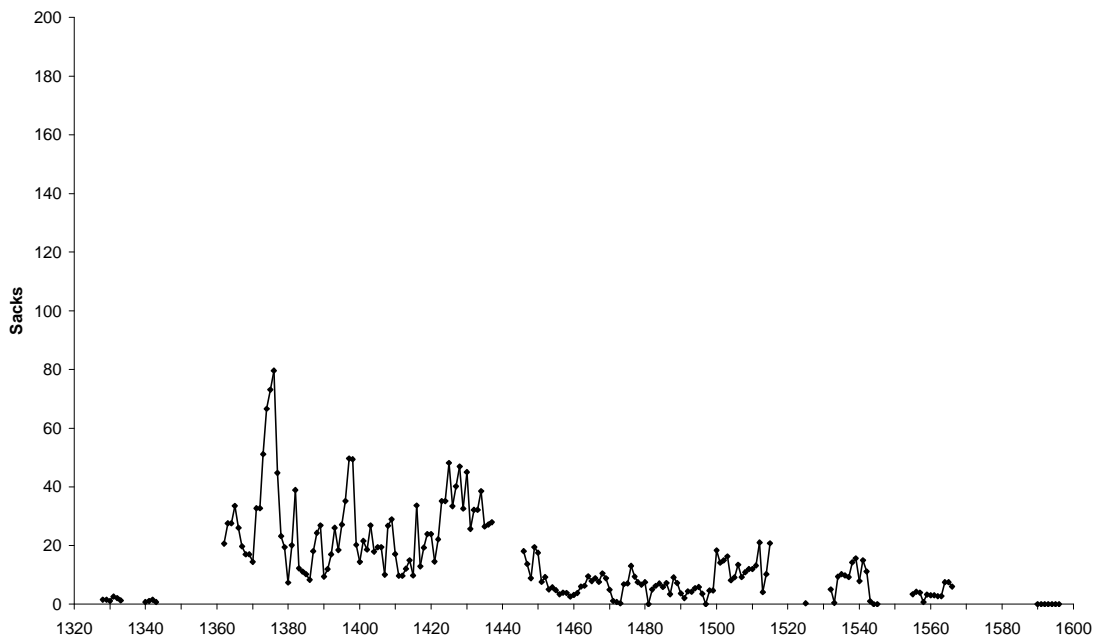
13% of Total Woolfell Graph



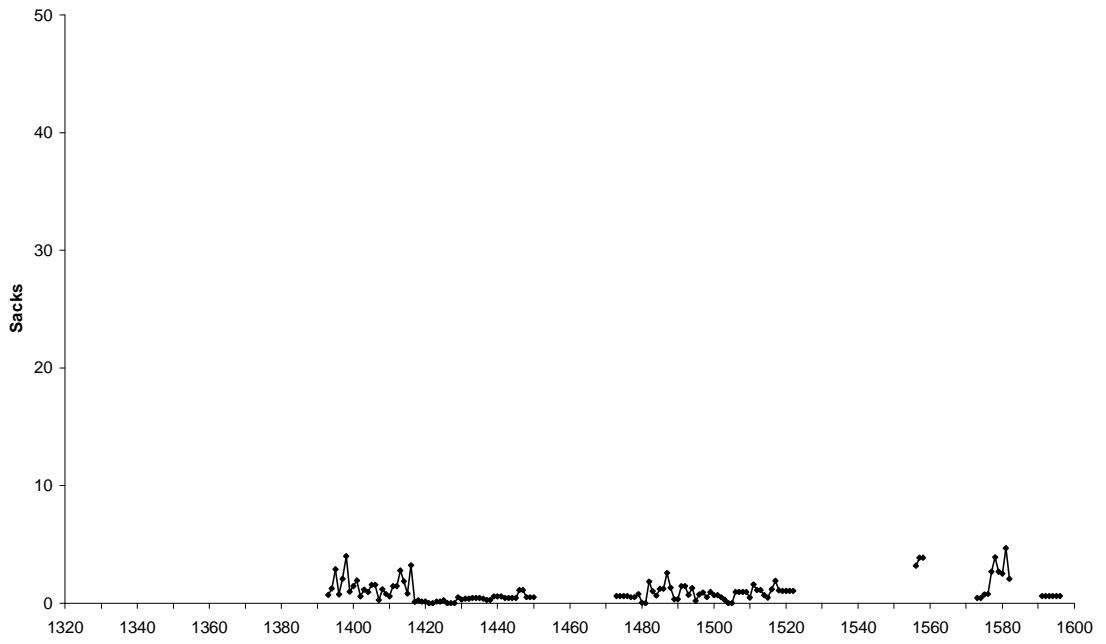
**A3/I-2 (v): Woolfell Exports from Dundee, 1328-1598**  
13% of Total Woolfell Graph



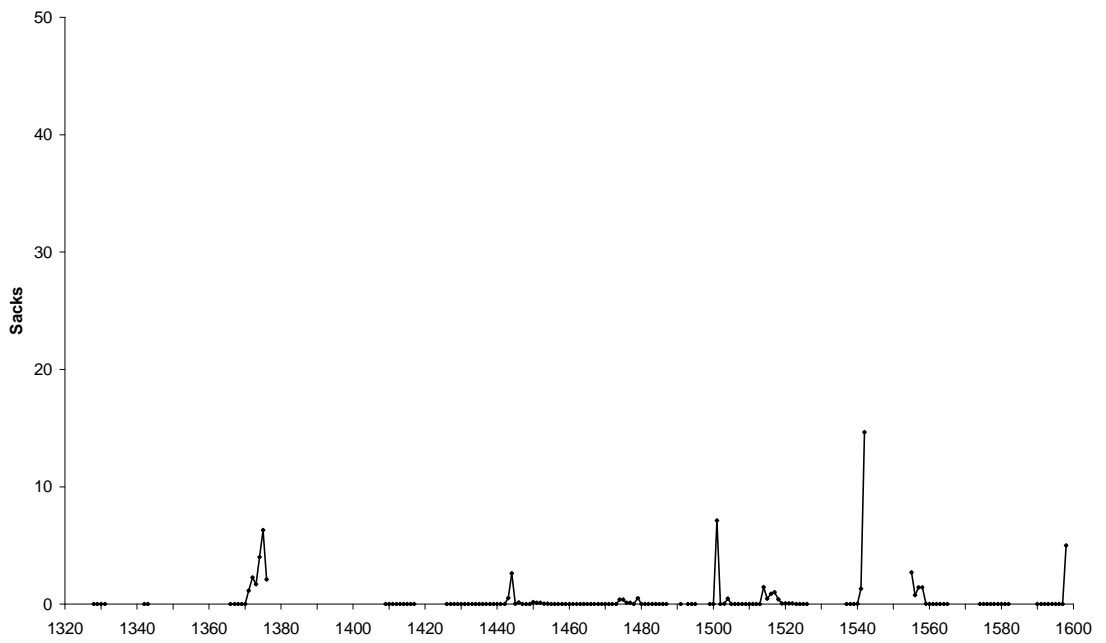
**A3/I-2 (vi): Woolfell Exports from Linlithgow, 1328-1596**  
13% of Total Woolfell Graph



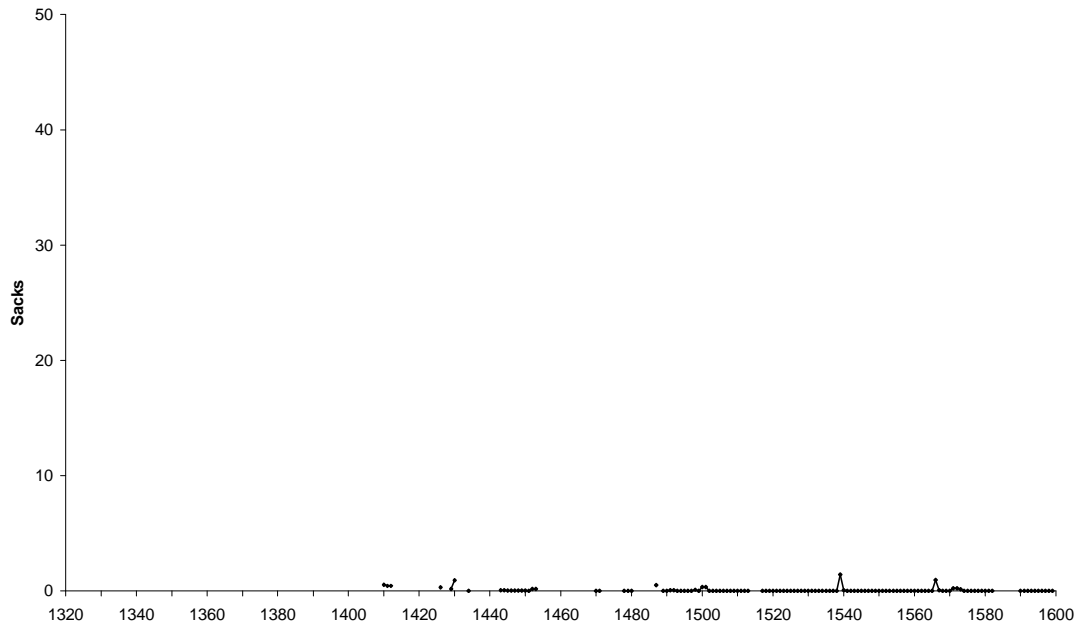
**A3/l-2 (vii): Woolfell Exports from Arbroath, 1362-1596**  
3% of Total Woolfell Graph



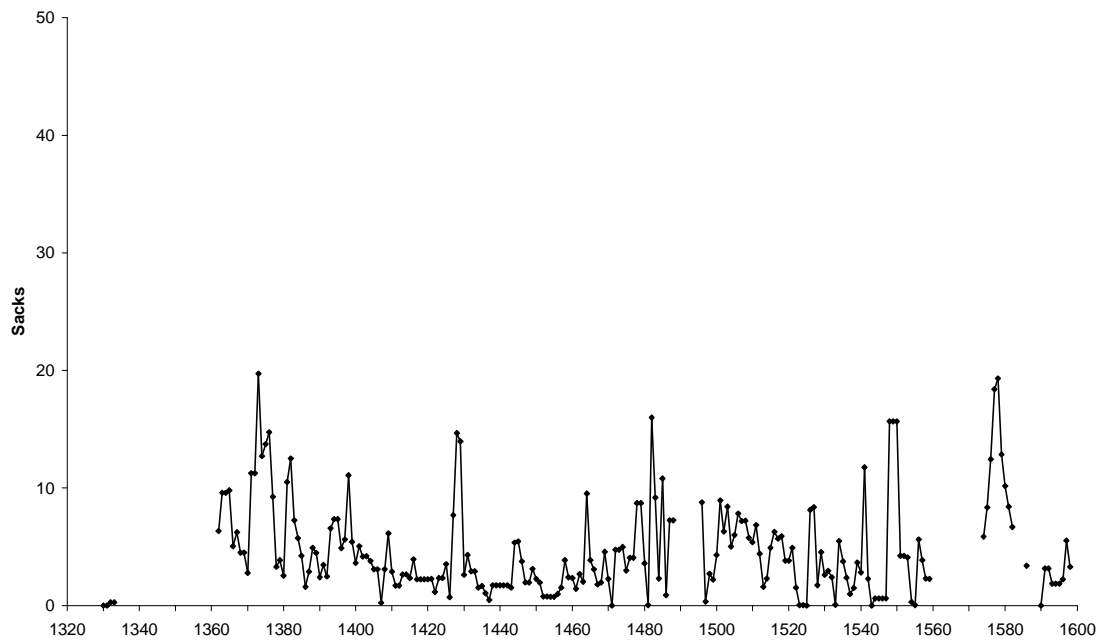
**A3/l-2 (viii): Woolfell Exports from the Clyde Ports, 1328-1598**  
3% of Total Woolfell Graph



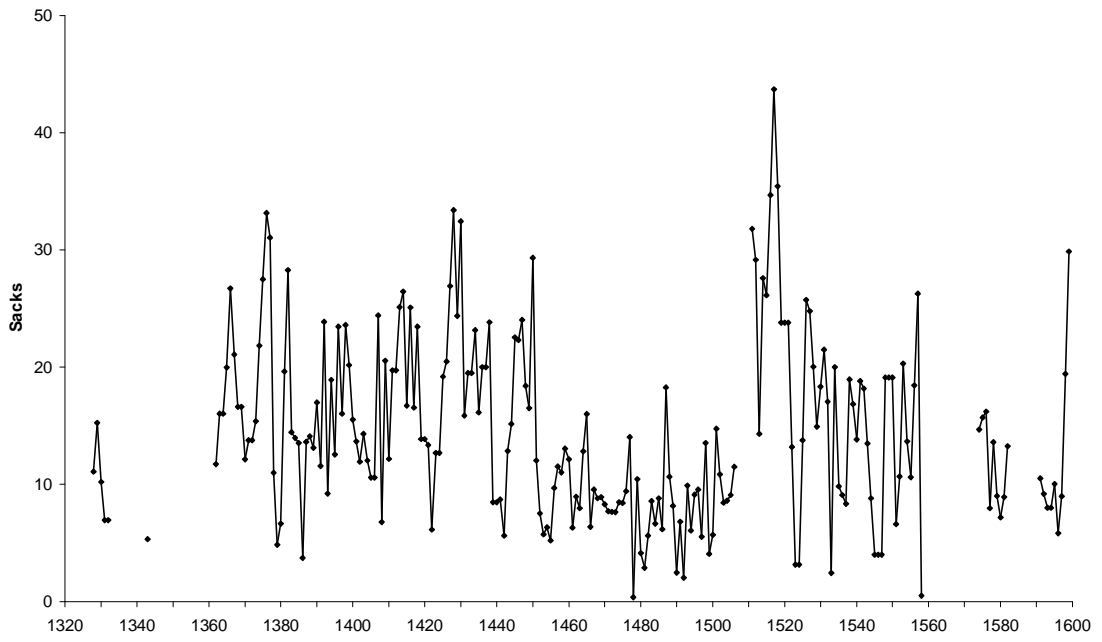
**A3/I-2 (ix): Woolfell Exports from the East Neuk of Fife, 1410-1599**  
3% of Total Woolfell Graph



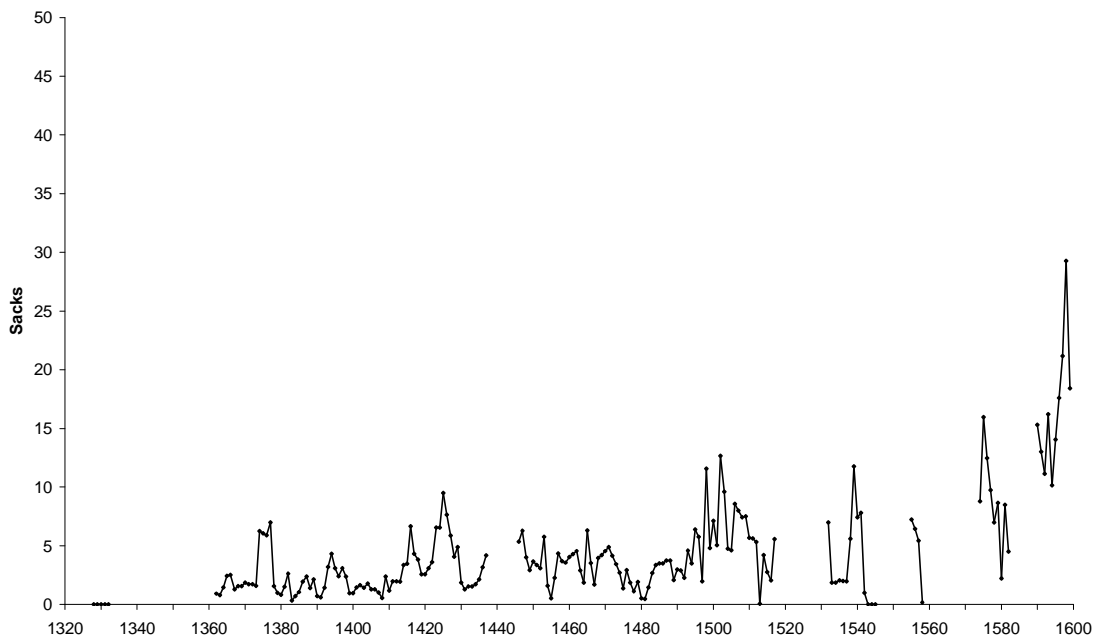
**A3/I-2 (x): Woolfell Exports from Montrose, 1330-1598**  
3% of Total Woolfell Graph



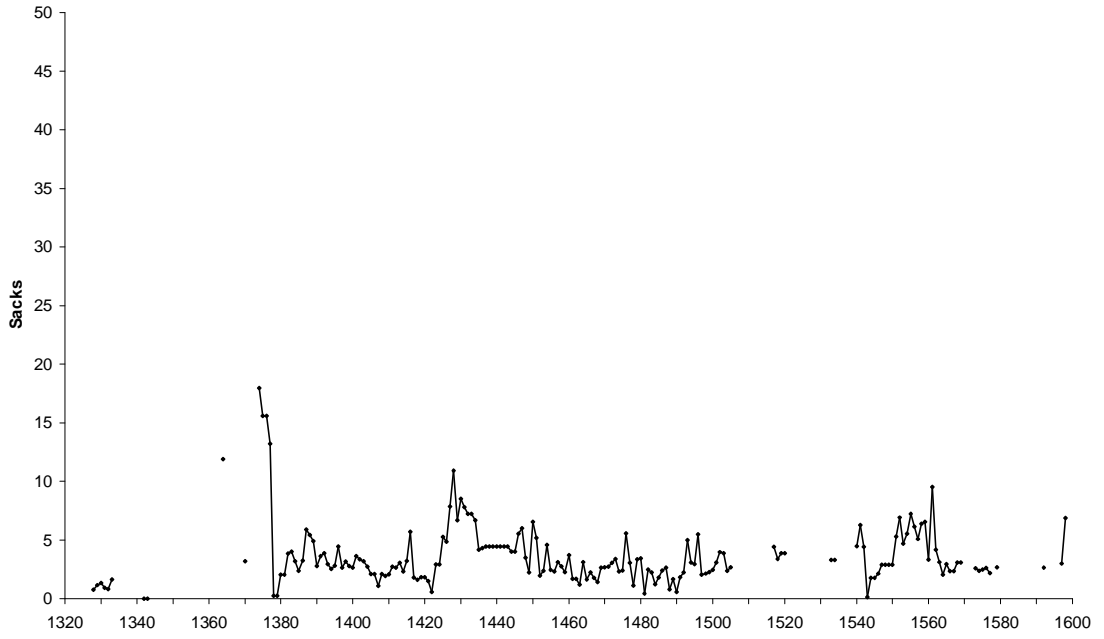
**A3/I-2 (xi): Woolfell Exports from Perth, 1328-1599**  
3% of Total Woolfell Graph



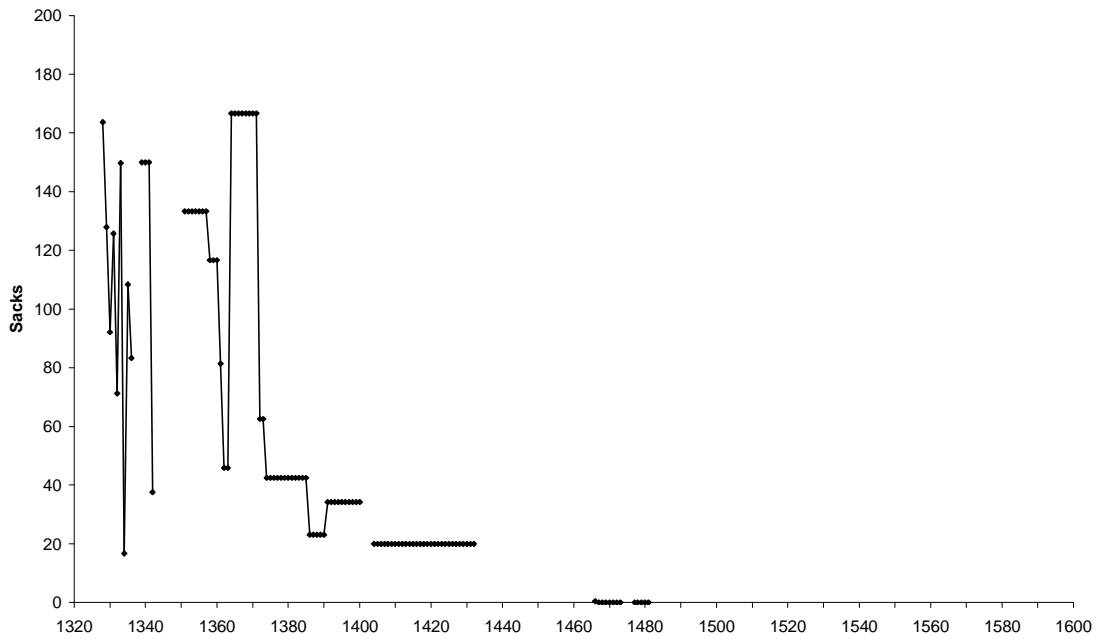
**A3/I-2 (xii): Woolfell Exports from Stirling, 1328-1599**  
3% of Total Woolfell Graph



**A3/I-2 (xiii): Woolfell exports from West Fife, 1328-1598**  
3% of Total Woolfell Graph

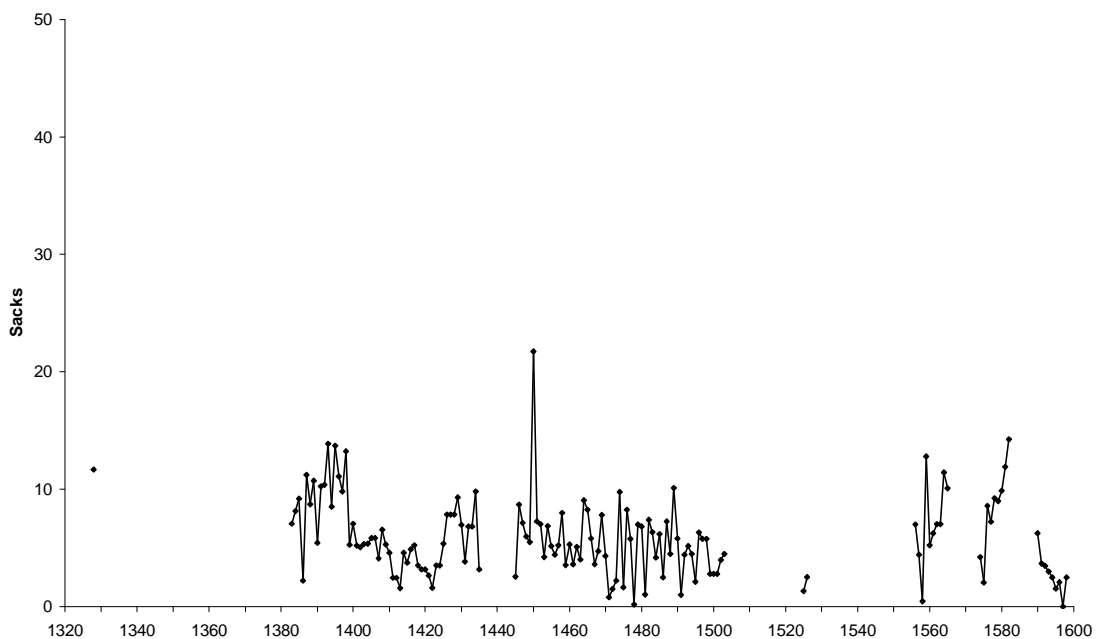


**A3/I-2b (xiv): Woolfell Exports from Berwick-upon-Tweed, 1328-1481**  
13% of Total Woolfell Graph



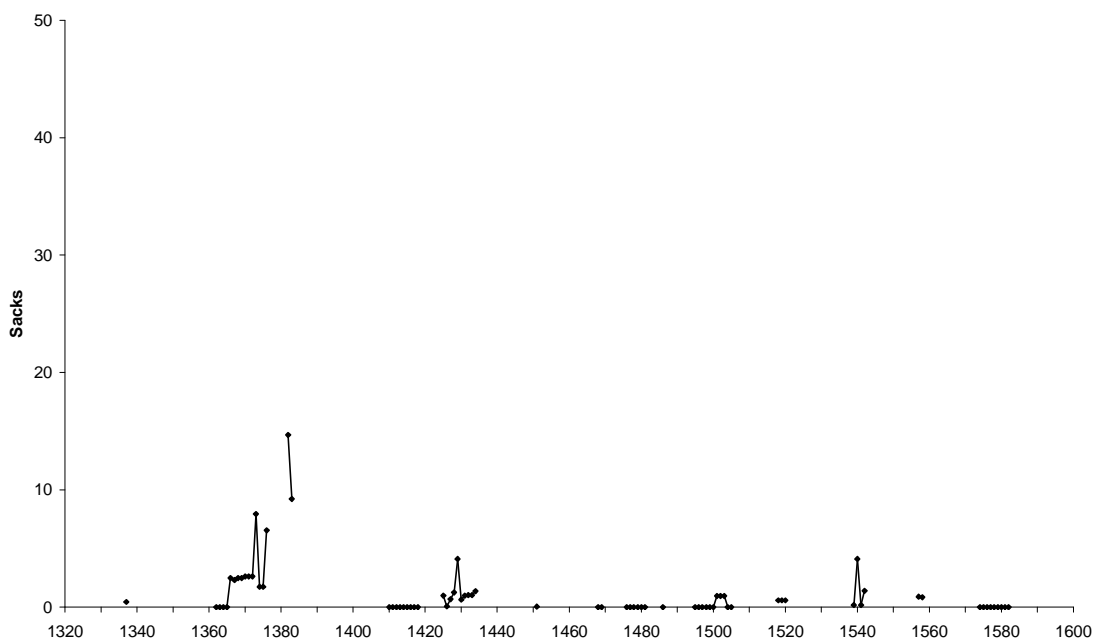
**A3/I-2b (xv): Woolfell Exports from Cupar, 1328-1598**

3% of Total Woolfell Graph



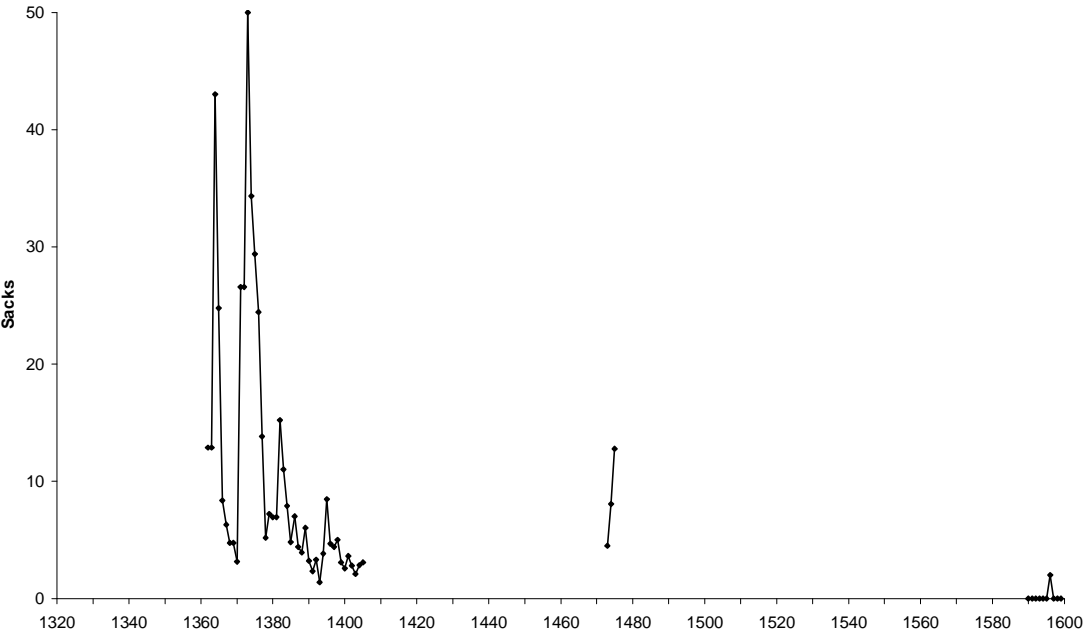
**A3/I-2b (xvi): Woolfell Exports from the Northern Ports, 1337-1582**

3% of Total Woolfell Graph

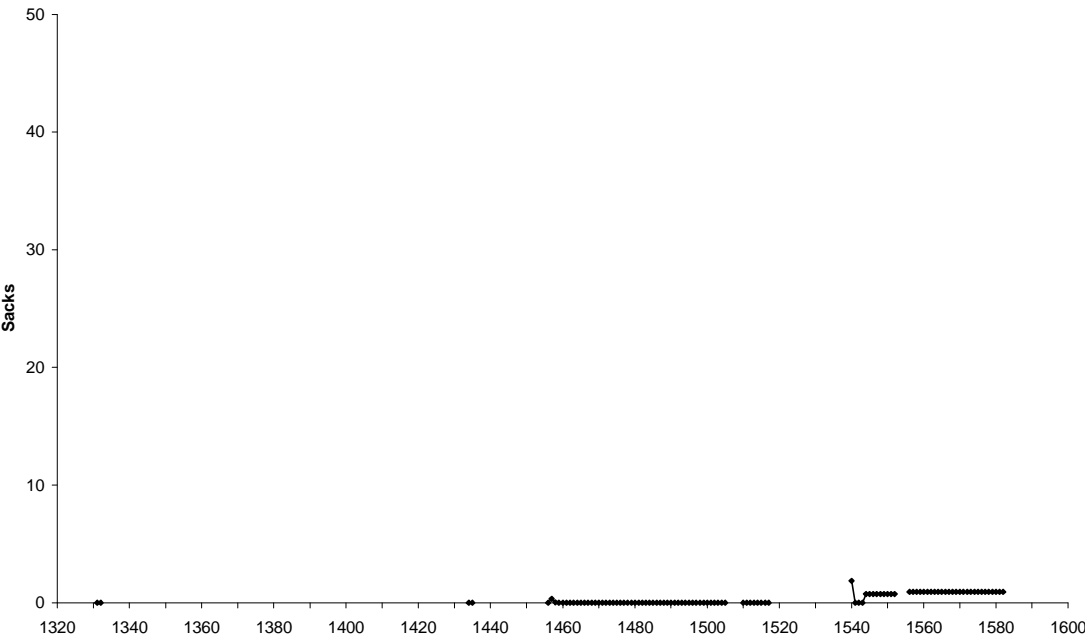




**A3/I-2b (xvii): Woolfell Exports from St Andrews, 1362-1599**  
 3% of Total Woolfell Graph



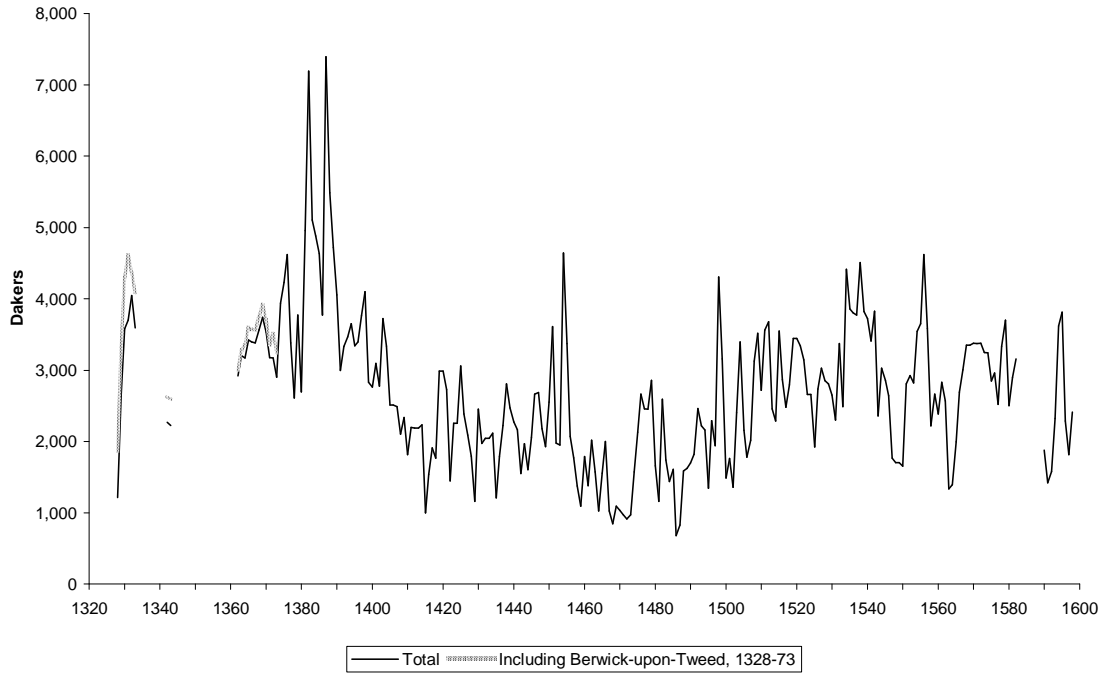
**A3/I-2b (xviii): Woolfell Exports from the Solway Ports, 1331-1598**  
 3% of Total Woolfell Graph



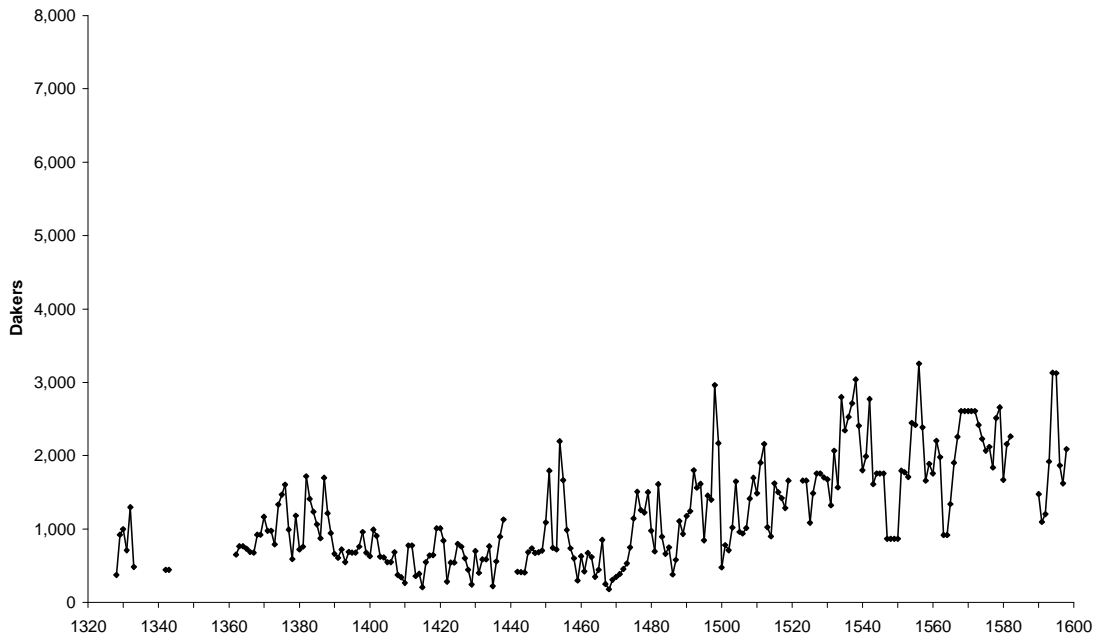
### A3/I-3 HIDE EXPORT GRAPHS

A3/I-3 (i)	Scottish.....	641
A3/I-3 (ii)	Edinburgh.....	641
A3/I-3 (iii)	Aberdeen .....	642
A3/I-3 (iv)	Clyde Ports .....	642
A3/I-3 (v)	Dundee .....	643
A3/I-3 (vi)	Linlithgow .....	643
A3/I-3 (vii)	Perth .....	644
A3/I-3 (viii)	Stirling.....	644
A3/I-3 (ix)	Arbroath .....	645
A3/I-3 (x)	East Lothian .....	645
A3/I-3 (xi)	East Neuk of Fife.....	646
A3/I-3 (xii)	Montrose .....	646
A3/I-3 (xiii)	West Fife .....	647
A3/I-3 (xiv)	Berwick-upon-Tweed.....	647
A3/I-3 (xv)	Northern Ports .....	648
A3/I-3 (xvi)	Cupar .....	648
A3/I-3 (xvii)	St Andrews .....	649
A3/I-3 (xviii)	Solway Ports.....	649

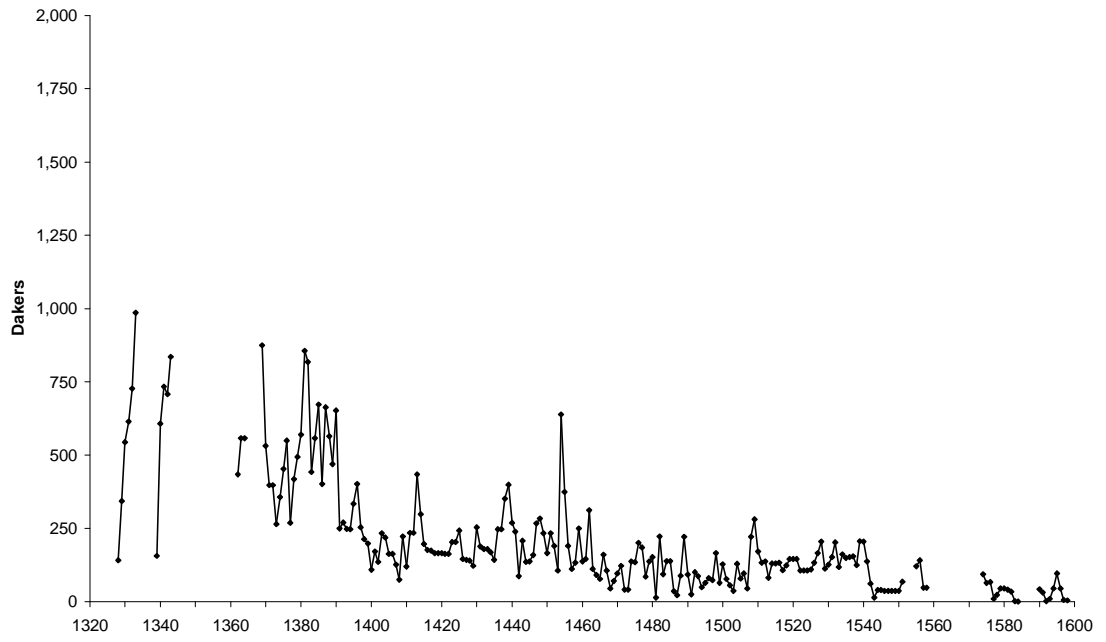
**A3/I-3 (i): Scottish Hides Exports, 1328-1598**



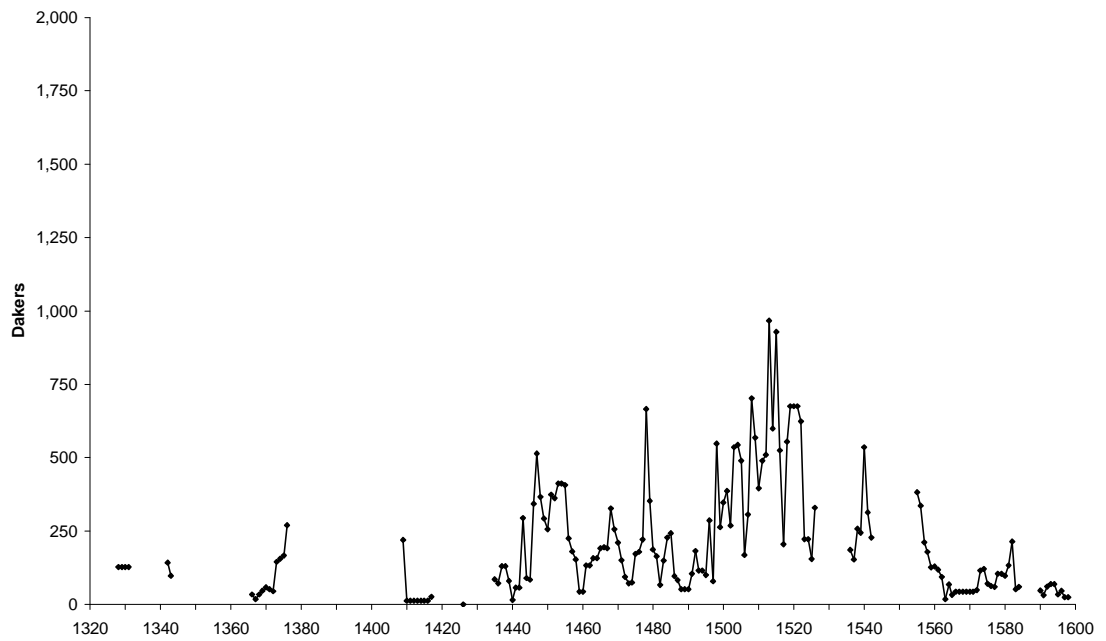
**A3/I-3 (ii): Hide Exports from Edinburgh, 1328-1598**  
Scale Equal to the Total Hide Graph



**A3/I-3 (iii): Hide Exports from Aberdeen, 1328-1598**  
25% of Total Hide Graph

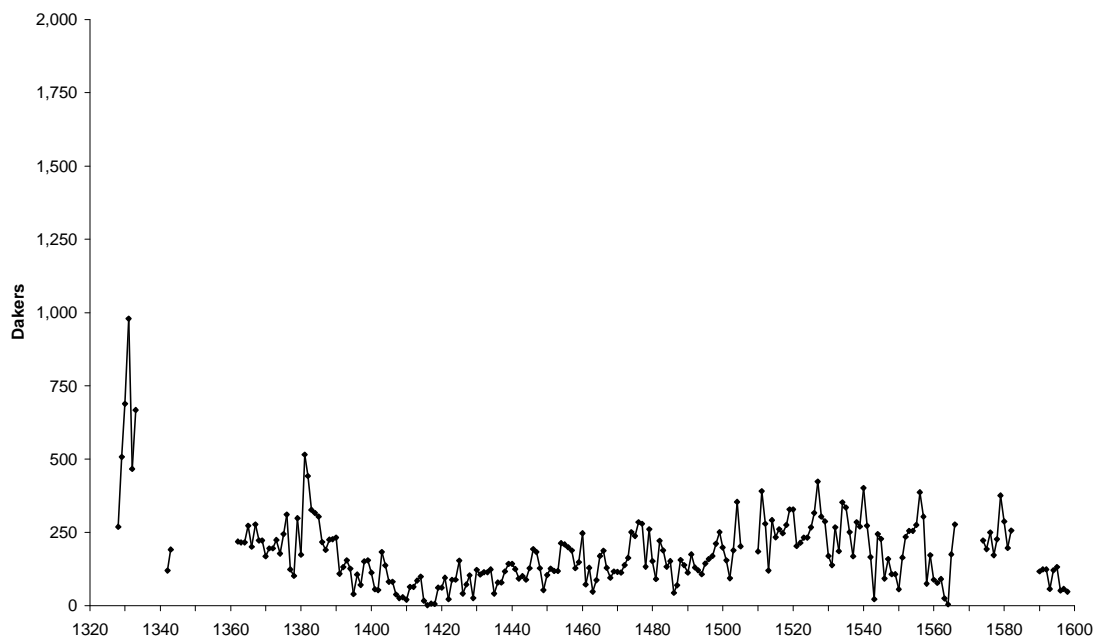


**A3/I-3 (iv): Hide Exports from the Clyde Ports, 1328-1598**  
25% of Total Hide Graph



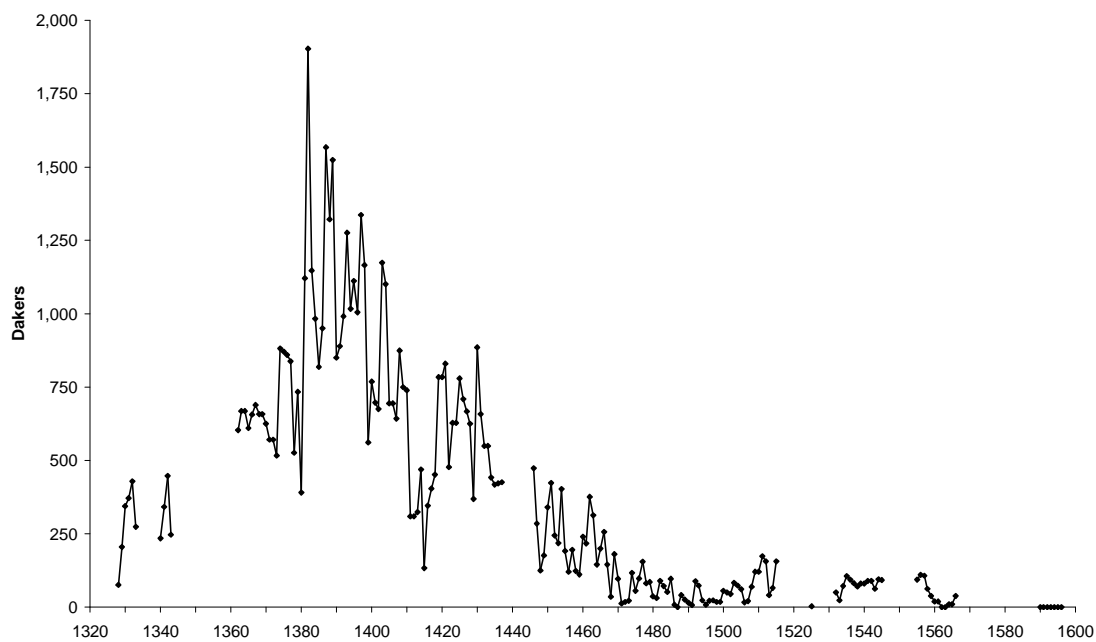
**A3/I-3 (v): Hide Exports from Dundee, 1328-1598**

25% of Total Hide Graph



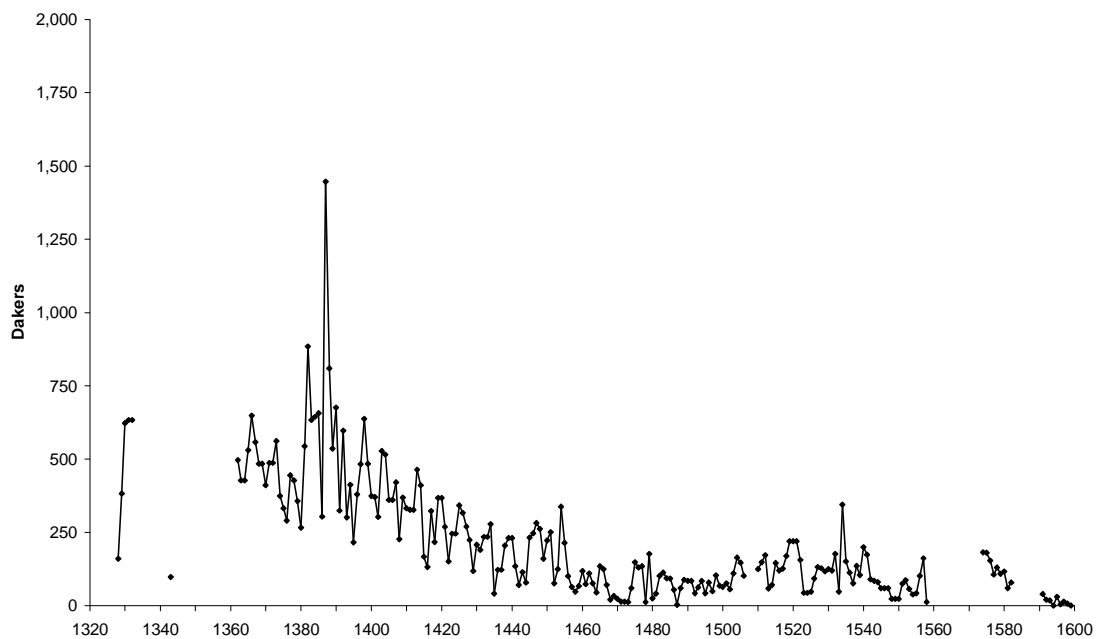
**A3/I-3 (vi): Hide Exports from Linlithgow, 1328-1596**

25% of Total Hide Graph



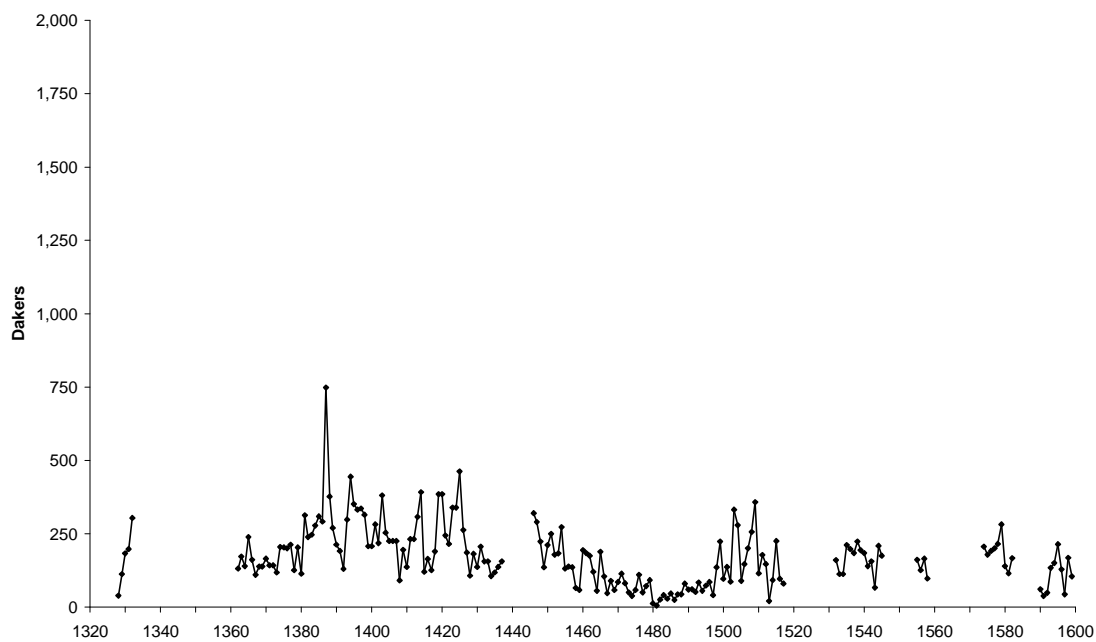
**A3/I-3 (vii): Hide Exports from Perth, 1328-1599**

25% of Total Hide Graph

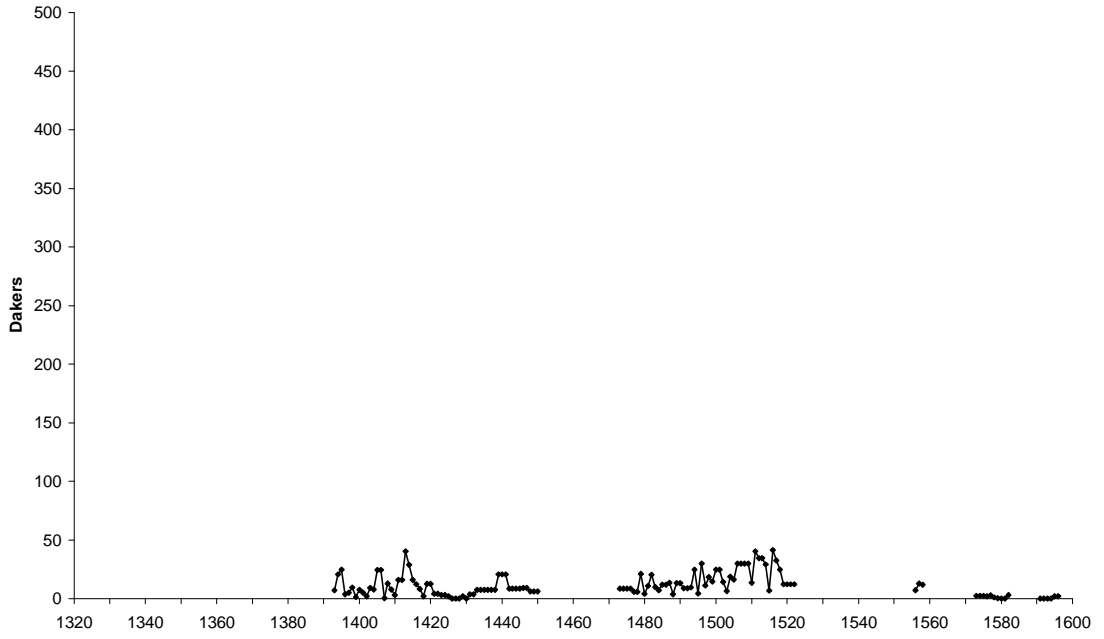


**A3/I-3 (viii): Hide Exports from Stirling, 1328-1599**

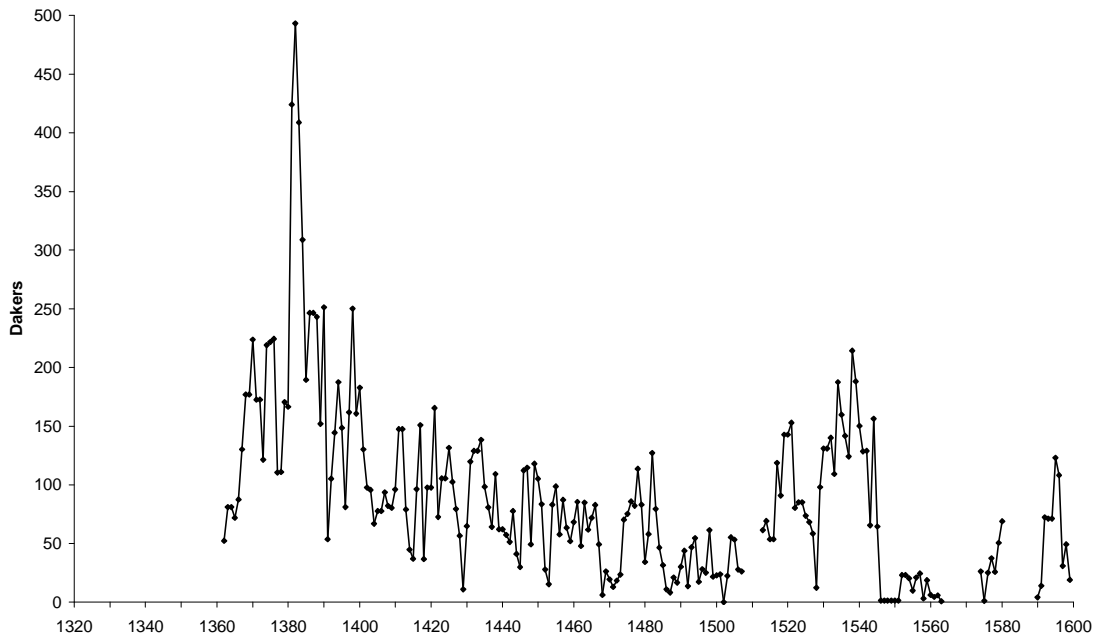
25% of Total Hide Graph



**A3/I-3 (ix): Hide Exports from Arbroath, 1362-1596**  
6% of Total Hide Graph

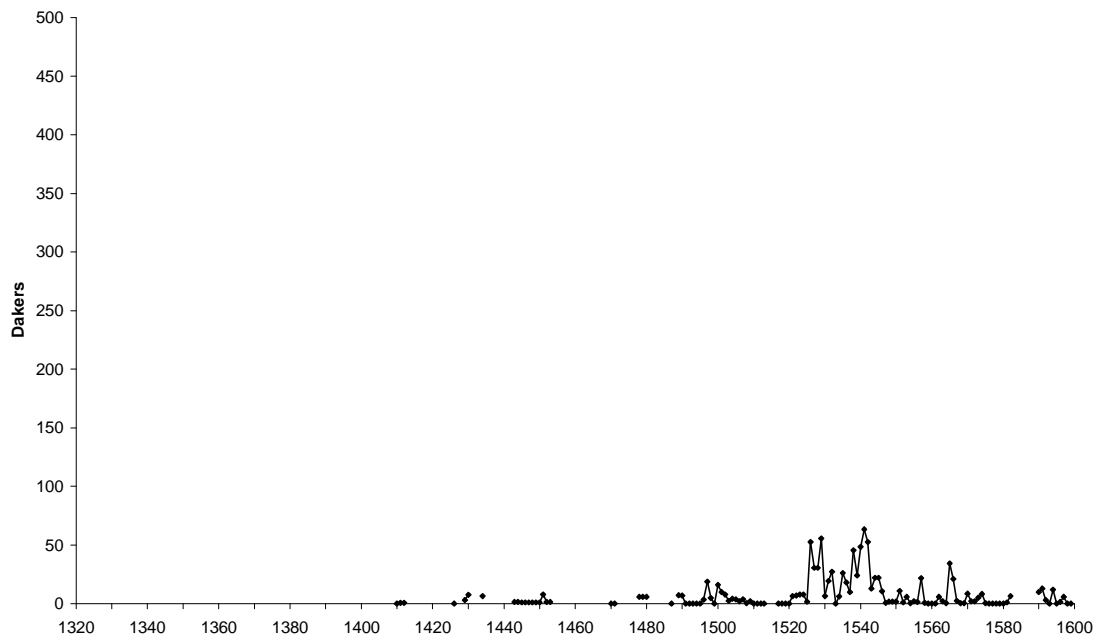


**A3/I-3 (x): Hide Exports from East Lothian, 1362-1599**  
6% of Total Hide Graph



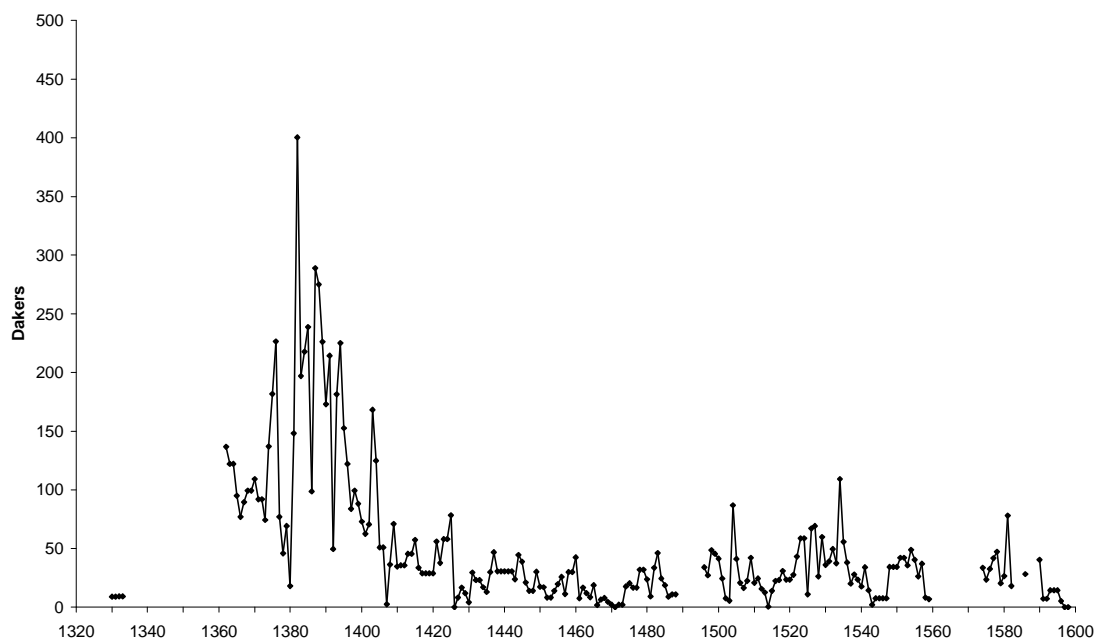
**A3/I-3 (xi): Hide Exports from the East Neuk of Fife, 1410-1599**

6% of Total Hide Graph



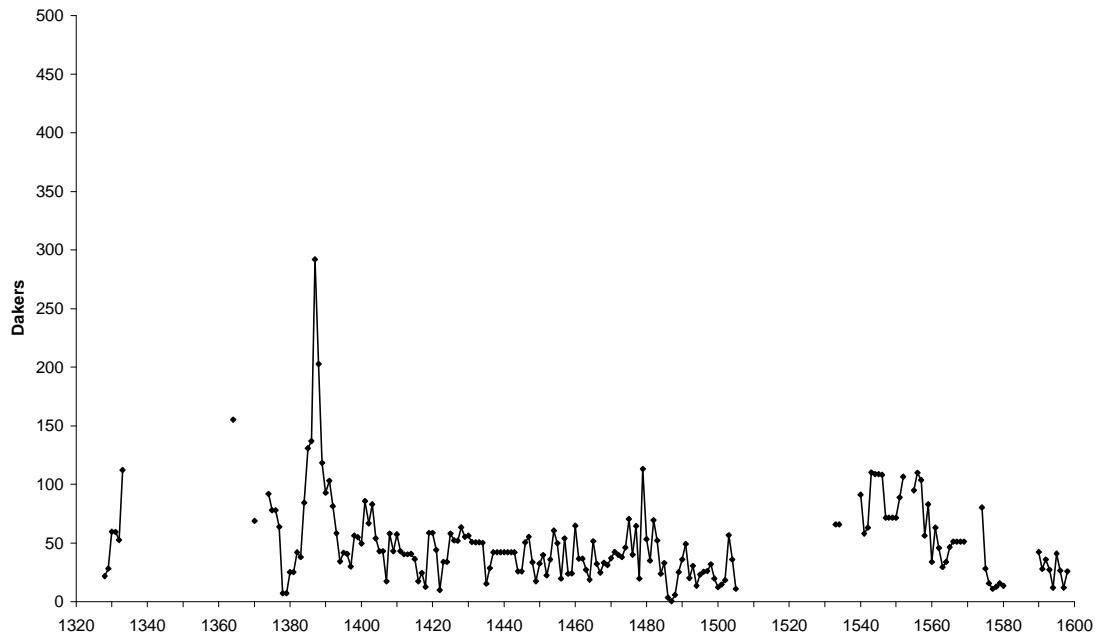
**A3/I-3 (xii): Hide Exports from Montrose, 1330-1598**

6% of Total Hide Graph

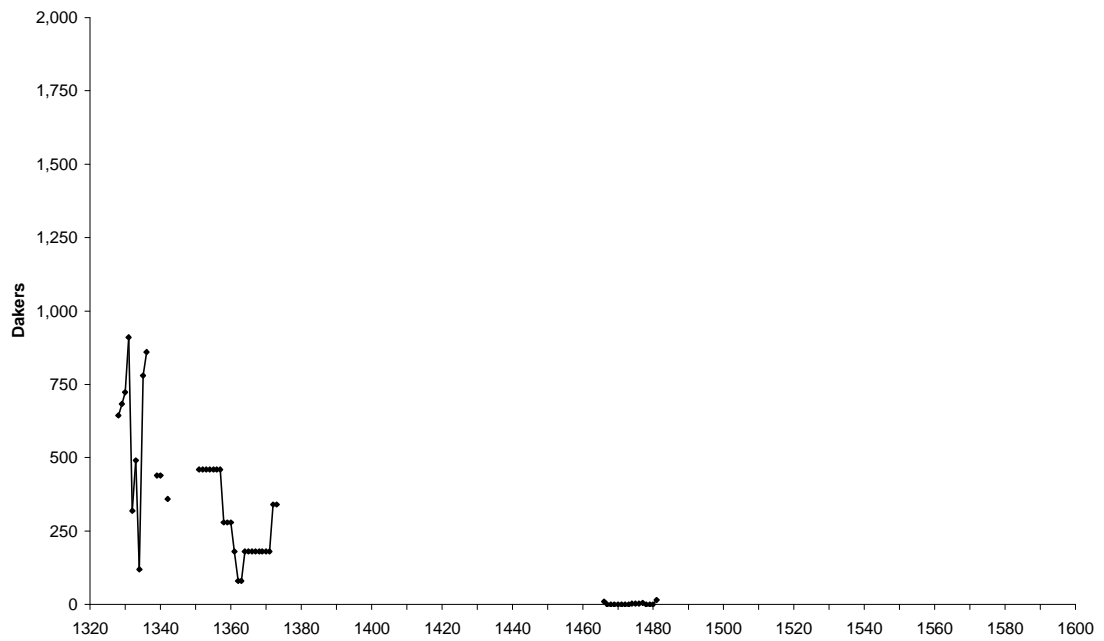




**A3/I-3 (xiii): Hide Exports from West Fife, 1328-1598**  
6% of Total Hide Graph

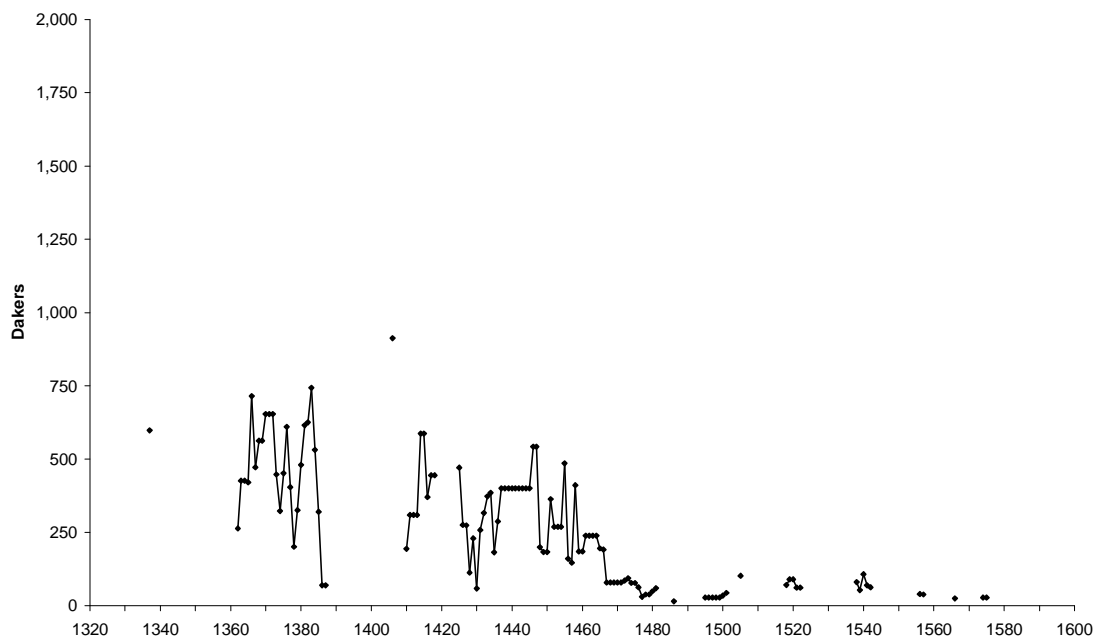


**A3/I-3b (xiv): Hide Exports from Berwick-upon-Tweed, 1328-71, 1466-81**  
25% of Total Hide Graph



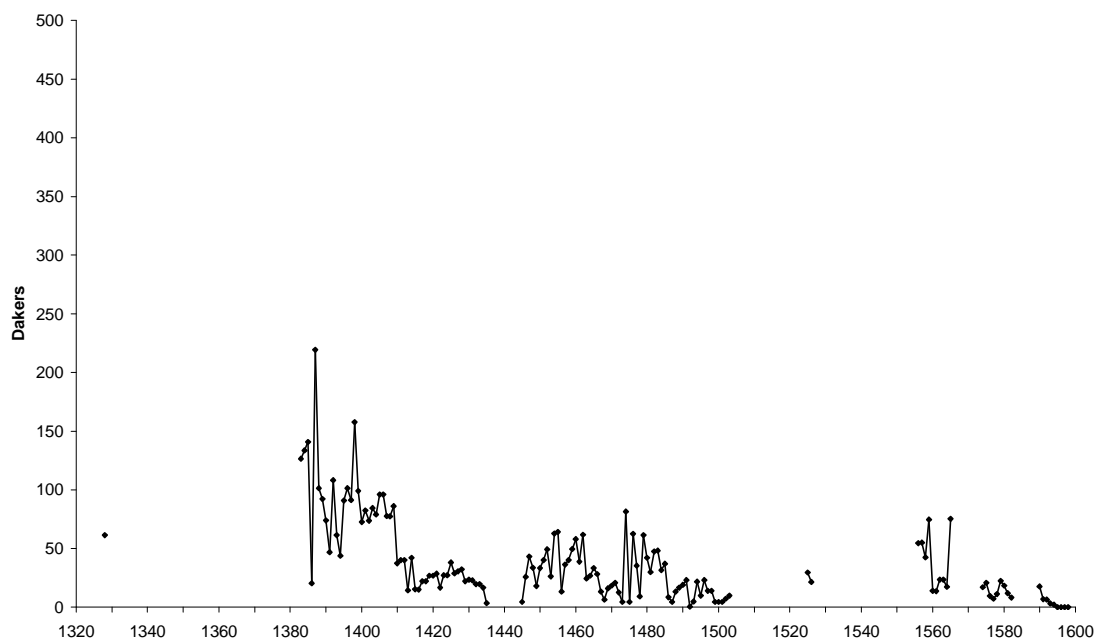
**A3/I-3b (xv): Hide Exports from the Northern Ports, 1337-1575**

25% of Total Hide Graph

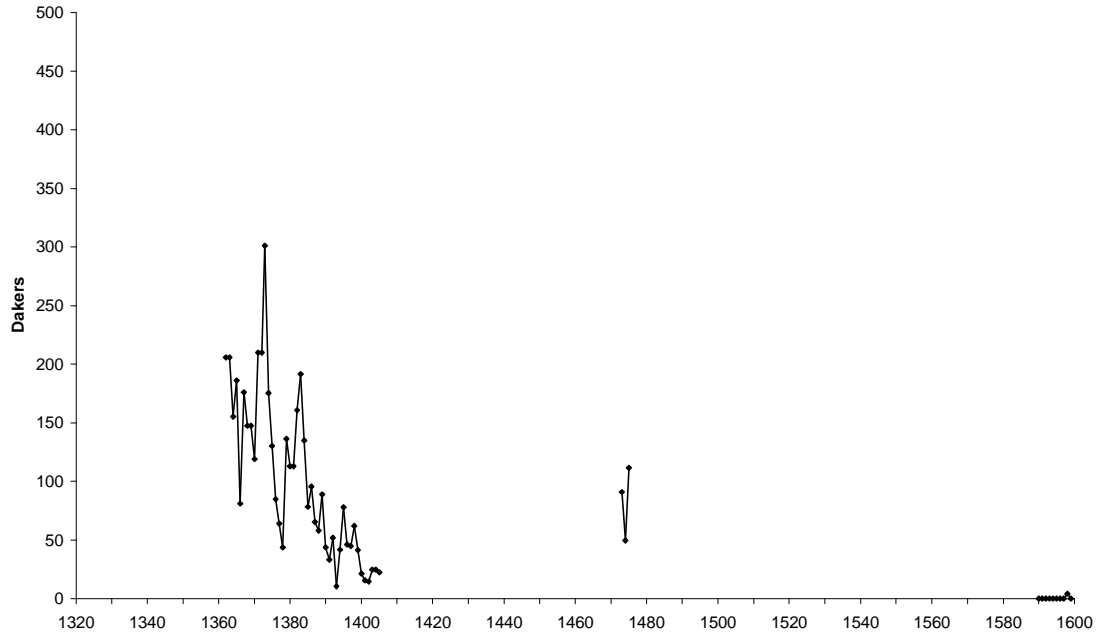


**A3/I-3b (xvi): Hide Exports from Cupar, 1328-1596**

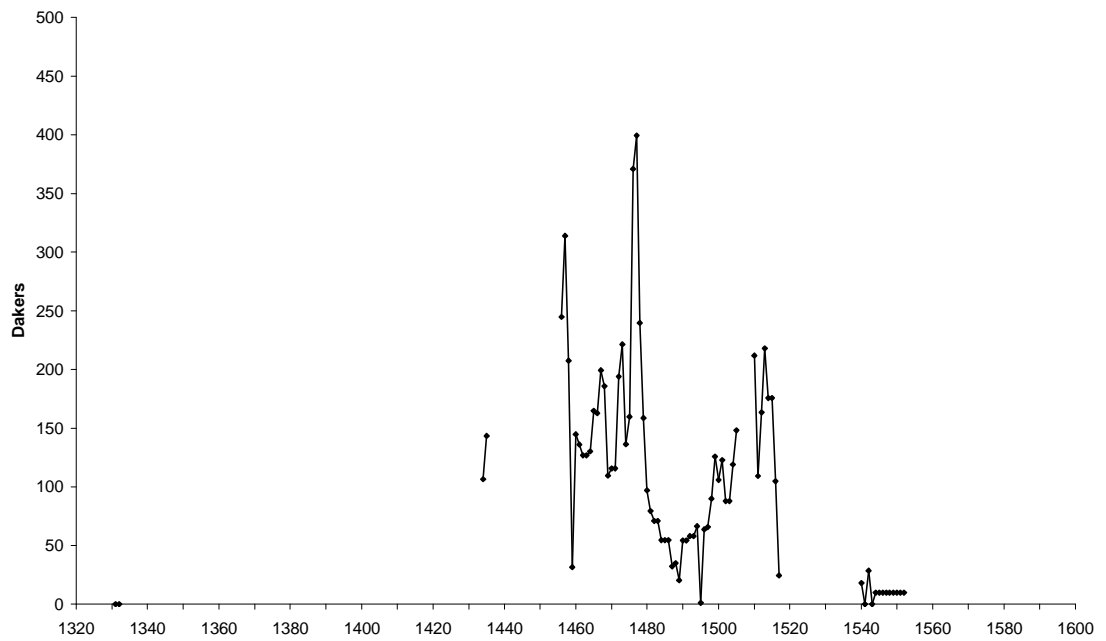
6% of Total Hide Graph



**A3/I-3b (xvii): Hide Exports from St Andrews, 1362-1598**  
6% of Total Hide Graph



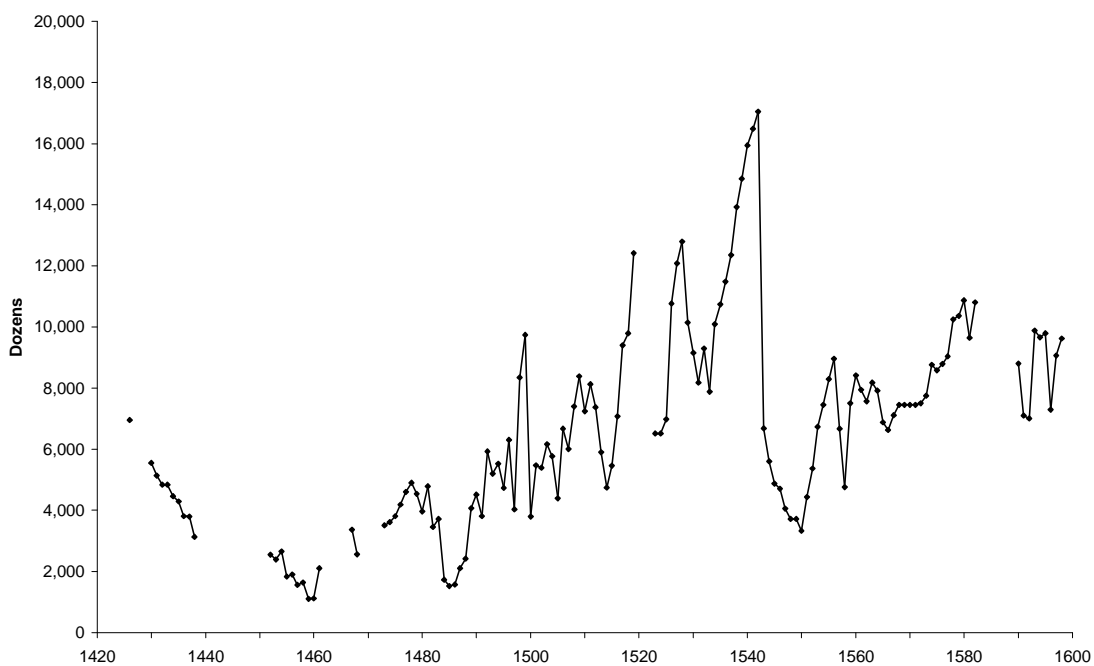
**A3/I-3b (xviii): Hide Exports from the Solway Ports, 1331-1552**  
6% of Total Hide Graph



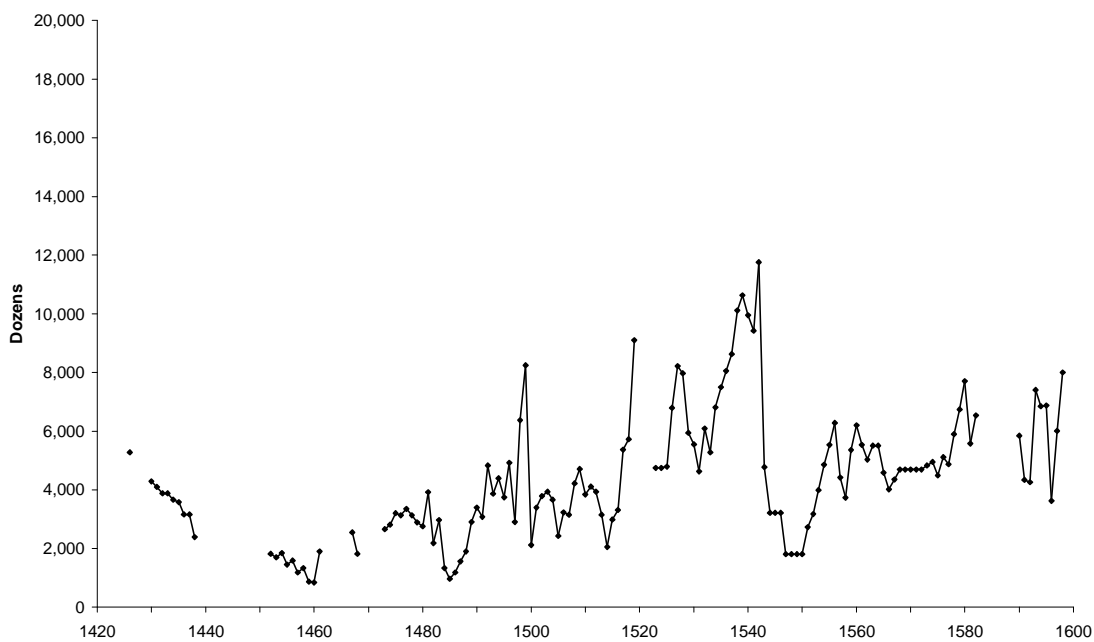
### A3/I-4: CLOTH EXPORT GRAPHS

A3/I-4 (i)	Scottish.....	651
A3/I-4 (ii)	Edinburgh.....	651
A3/I-4 (iii)	Aberdeen .....	652
A3/I-4 (iv)	Dundee .....	652
A3/I-4 (v)	Clyde Ports .....	653
A3/I-4 (vi)	East Lothian .....	653
A3/I-4 (vii)	East Neuk of Fife.....	654
A3/I-4 (viii)	Linlithgow .....	654
A3/I-4 (ix)	Perth .....	655
A3/I-4 (x)	Montrose .....	655
A3/I-4 (xi)	Stirling.....	656
A3/I-4 (xii)	Arbroath .....	656
A3/I-4 (xiii)	West Fife .....	657
A3/I-4 (xiv)	Solway Ports.....	657
A3/I-4 (xv)	Cupar .....	658
A3/I-4 (xvi)	Berwick, St Andrews, Northern Ports .....	658

**A3/I-4 (i): Scottish Cloth Exports, 1426-1598**

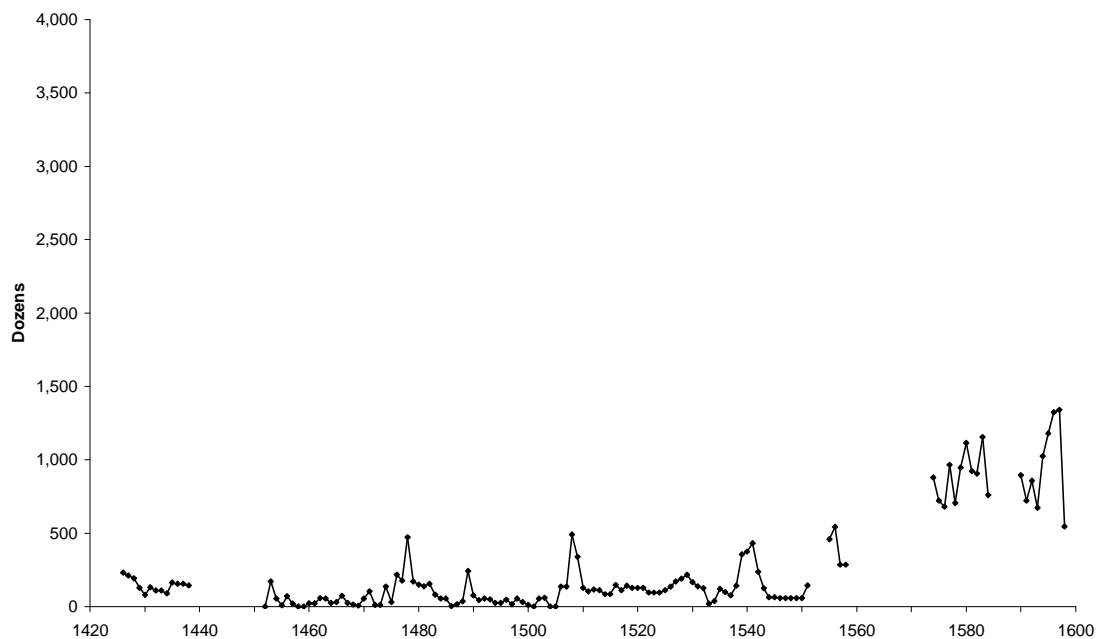


**A3/I-4 (ii): Cloth Exports from Edinburgh, 1426-1598**  
Scale Equal to Total Cloth Graph



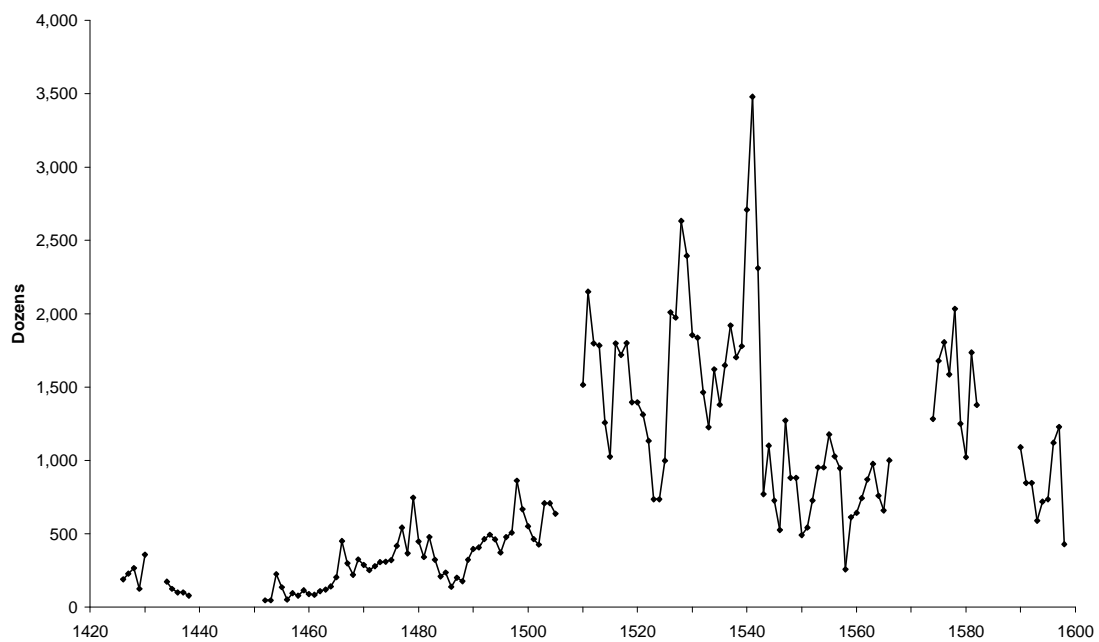
**A3/I-4 (iii): Cloth Exports from Aberdeen, 1426-1598**

20% of Total Cloth Graph

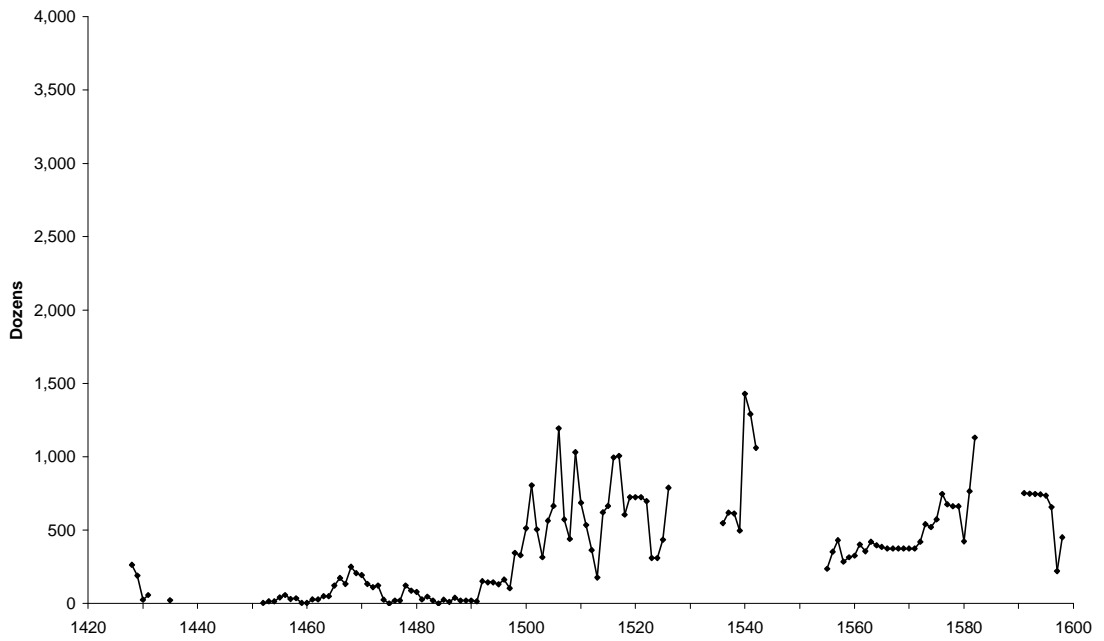


**A3/I-4 (iv): Cloth Exports from Dundee, 1426-1598**

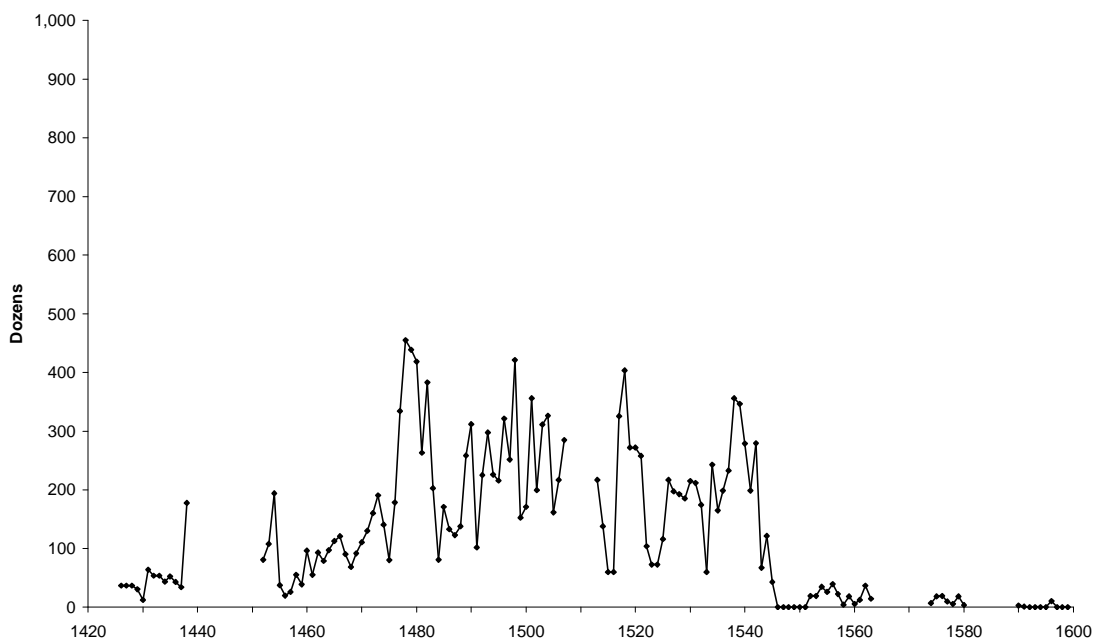
20% of Total Cloth Graph



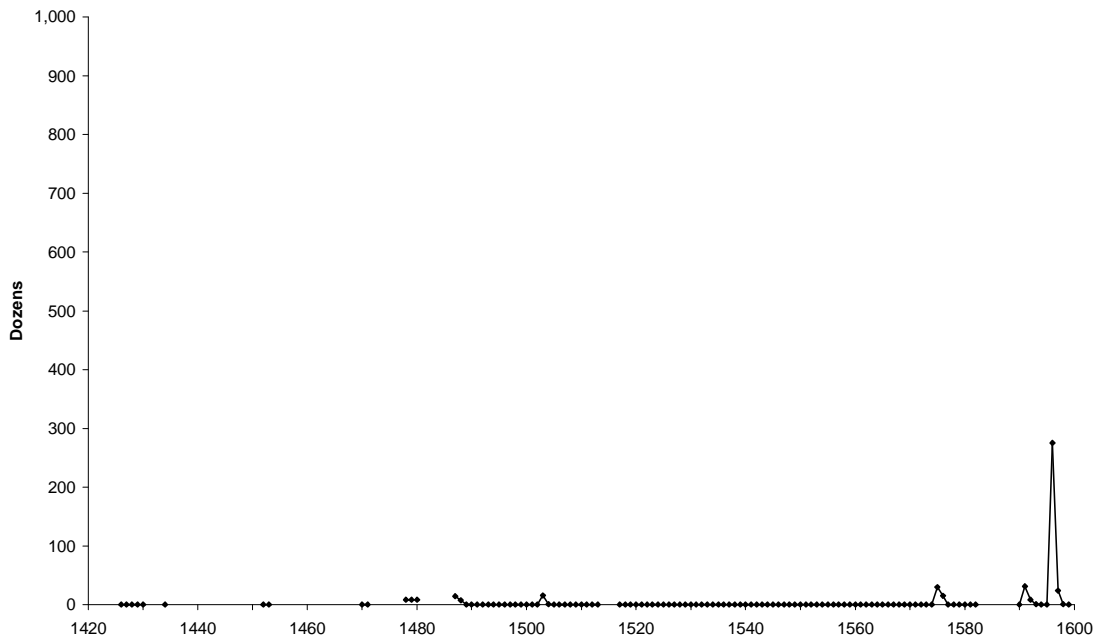
**A3/I-4 (v): Cloth Exports from the Clyde Ports, 1426-1598**  
20% of Total Cloth Graph



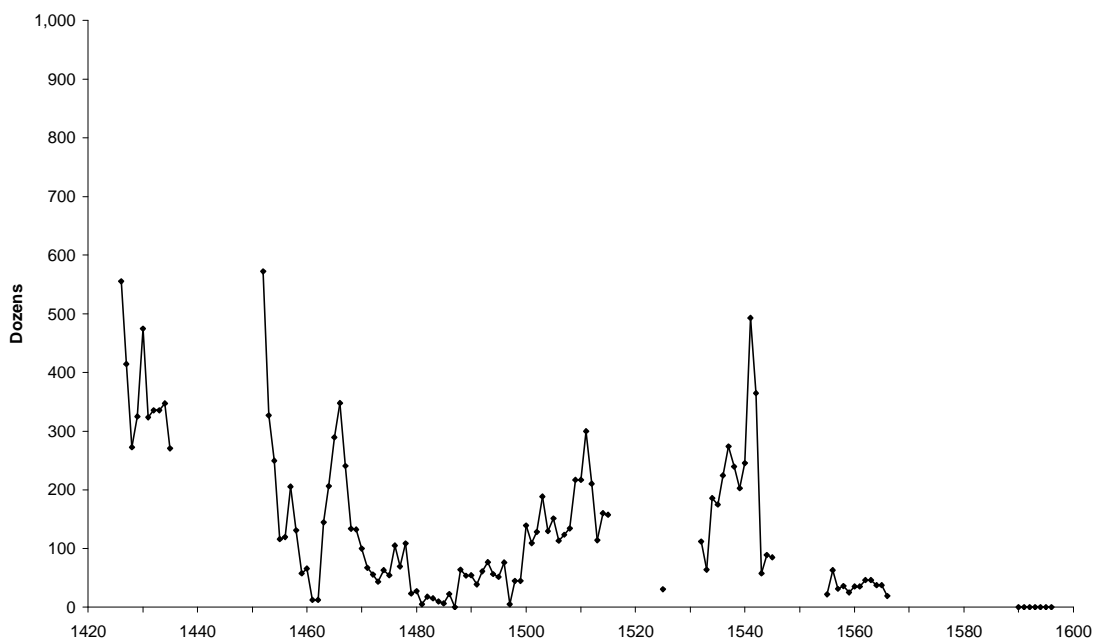
**A3/I-4 (vi): Cloth Exports from East Lothian, 1426-1599**  
5% of Total Cloth Graph



**A3/I-4 (vii): Cloth Exports from the East Neuk of Fife, 1426-1599**  
5% of Total Cloth Graph

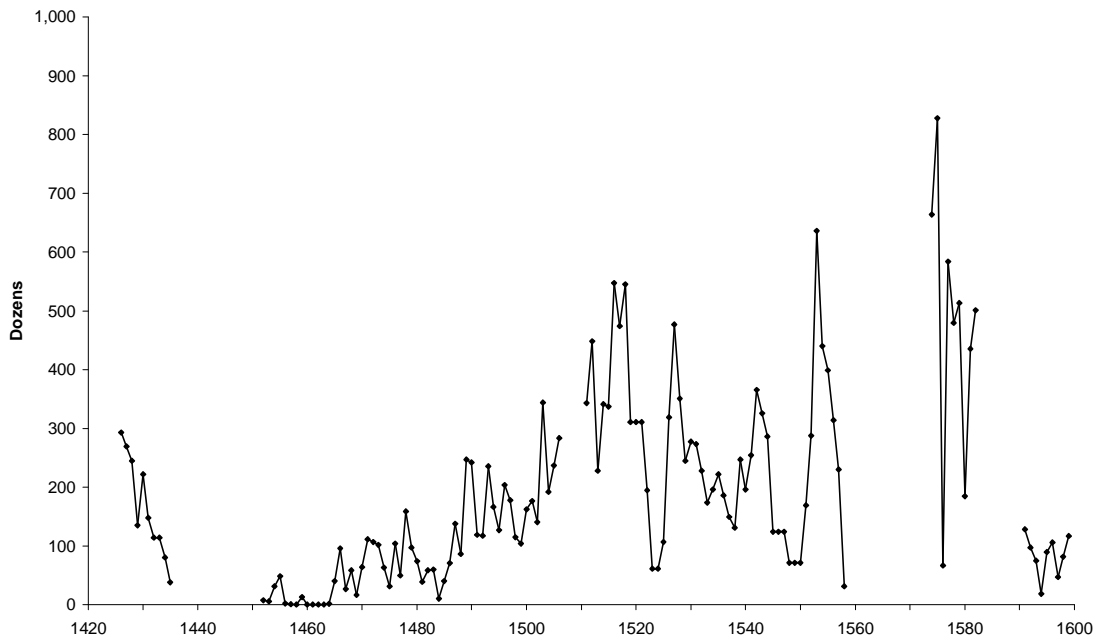


**A3/I-4 (viii): Cloth Exports from Linlithgow, 1426-1596**  
5% of Total Cloth Graph

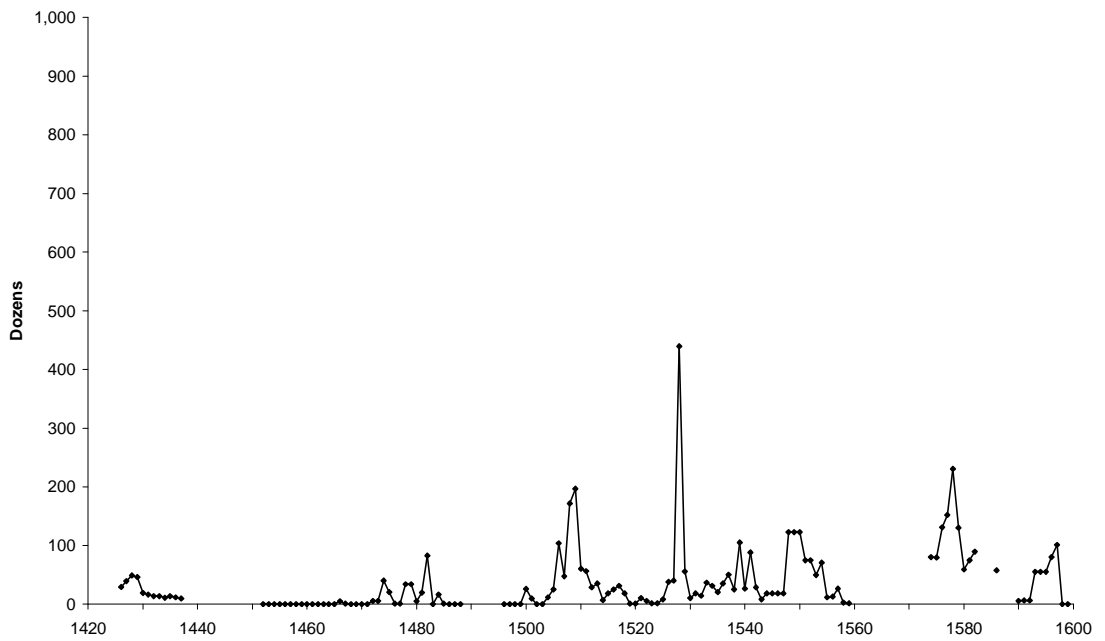




**A3/I-4 (ix): Cloth Exports from Perth, 1426-1599**  
5% of Total Cloth Graph

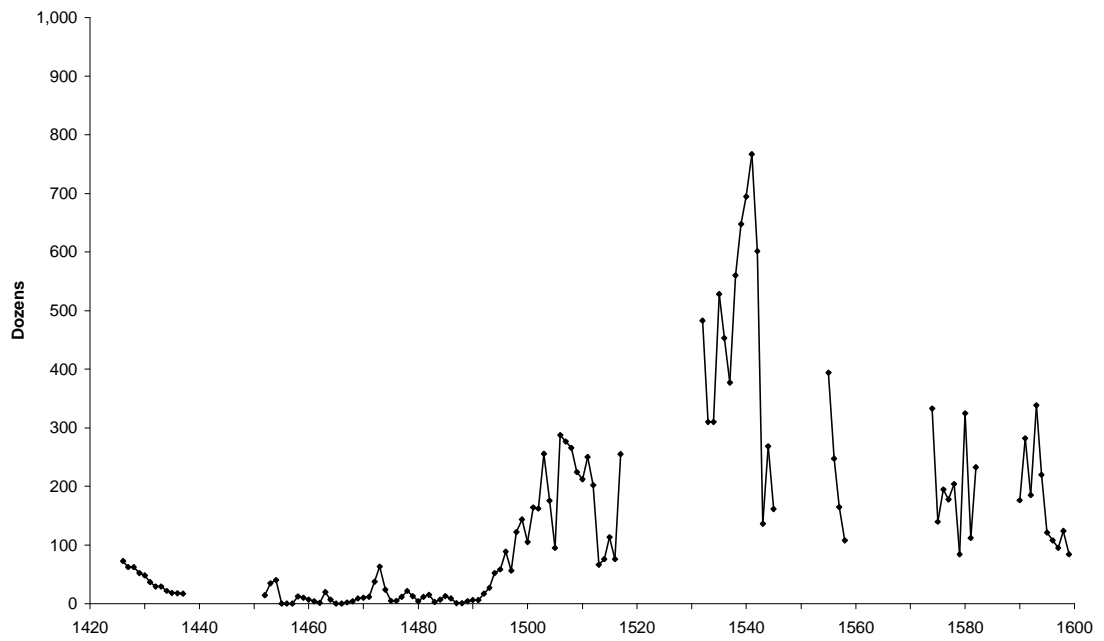


**A3/I-4 (x): Cloth Exports from Montrose, 1426-1599**  
5% of Total Cloth Graph



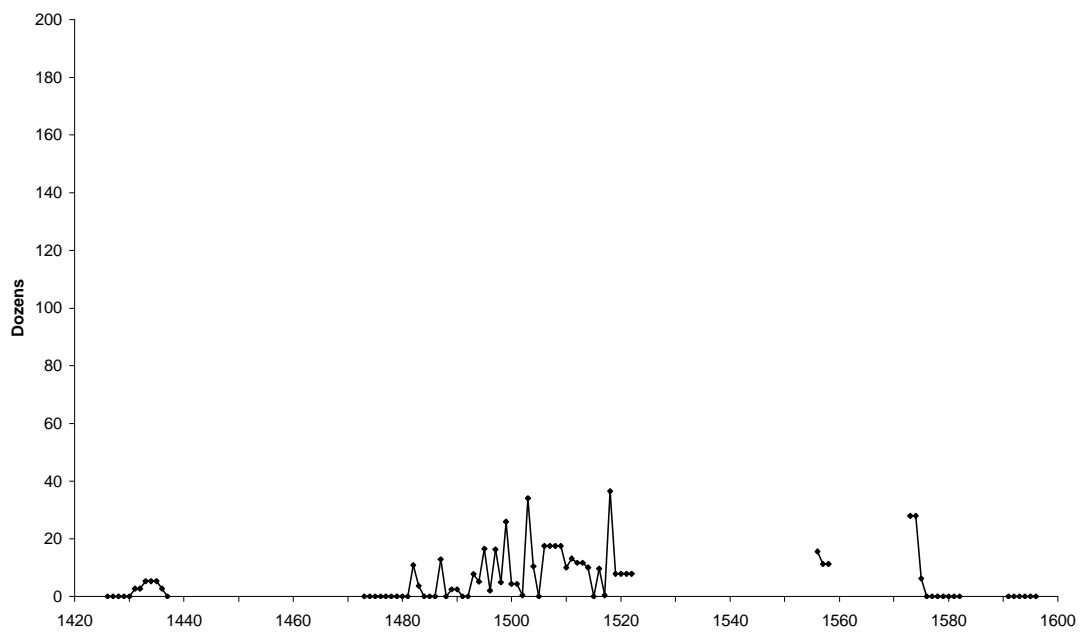
**A3/I-4 (xi): Cloth Exports from Stirling, 1426-1599**

5% of Total Cloth Graph

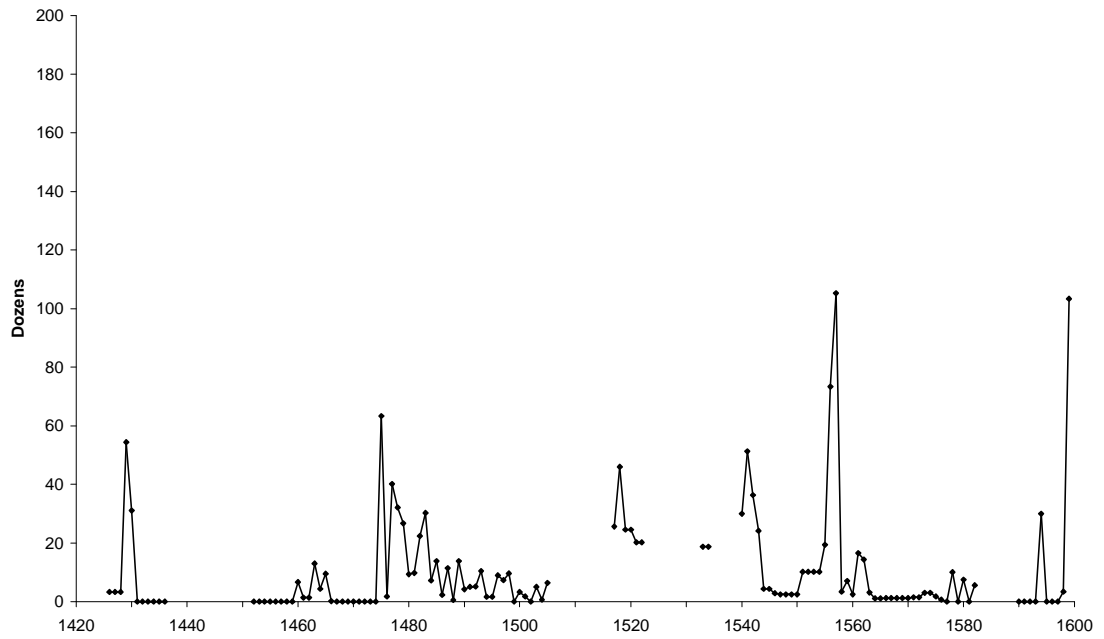


**A3/I-4 (xii): Cloth Exports from Arbroath, 1426-1596**

1% of Total Cloth Graph



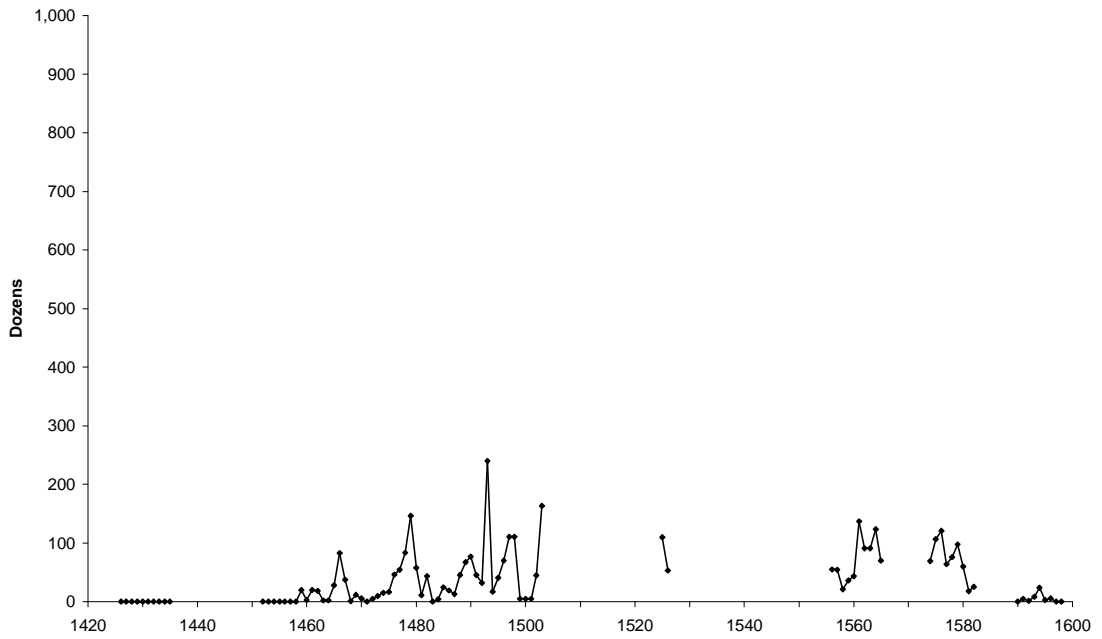
**A3/l-4 (xiii): Cloth Exports from West Fife, 1426-1599**  
 1% of Total Cloth Graph



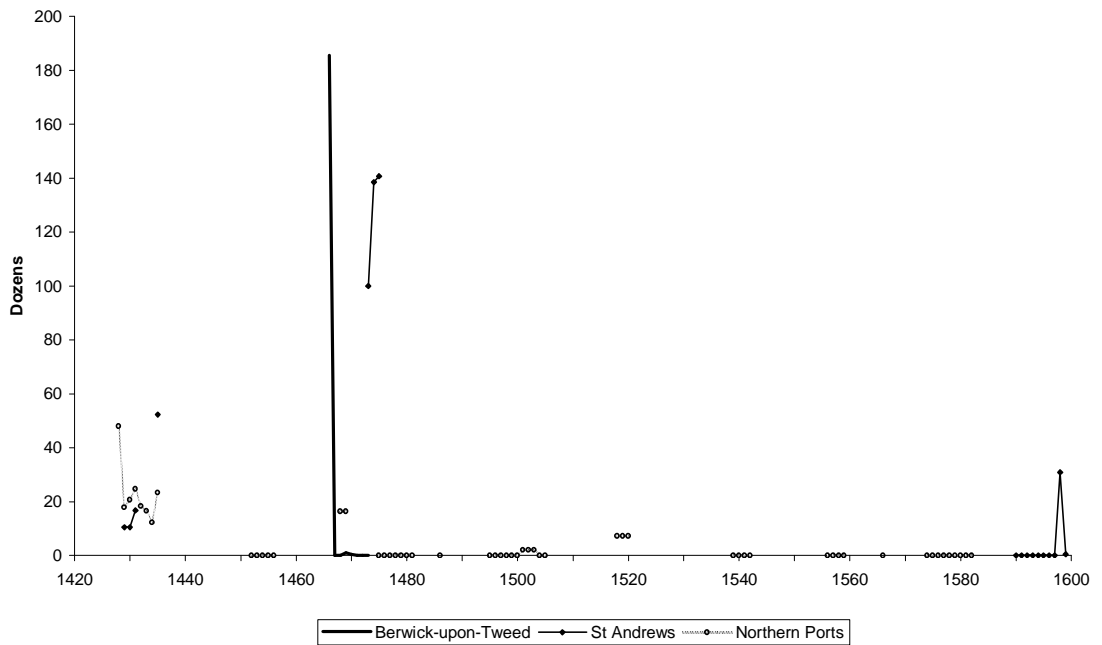
**A3/l-4b (xiv): Cloth Exports from the Solway Ports, 1434-1582**  
 20% of Total Cloth Graph



**A3/I-4b (xv): Cloth Exports from Cupar, 1426-1598**  
5% of Total Cloth Graph



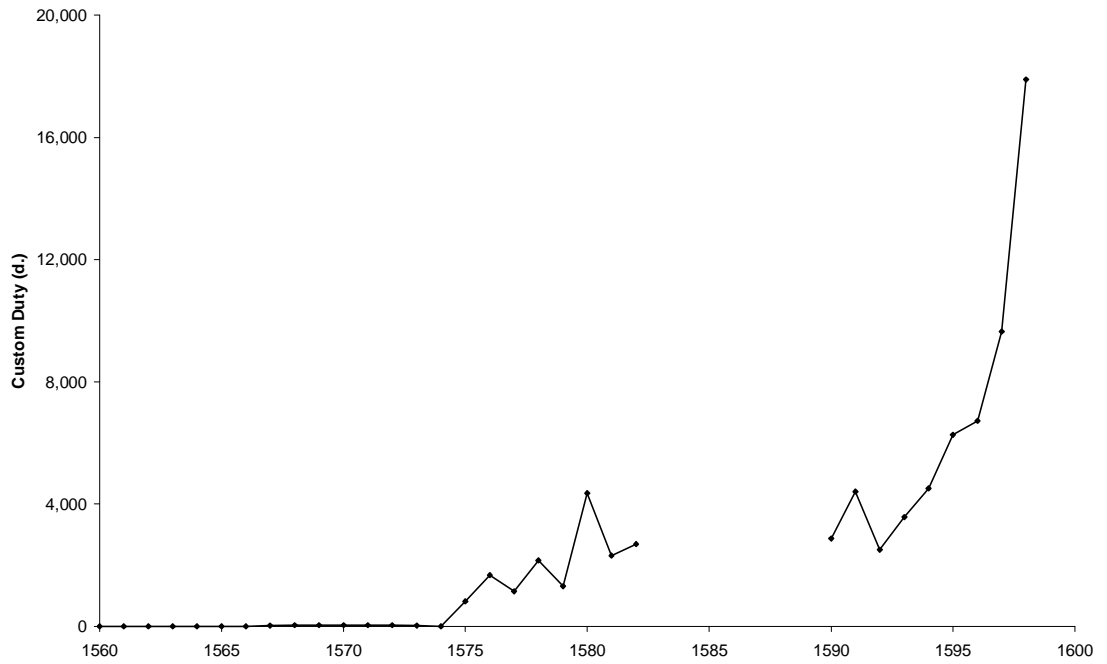
**A3/I-4b (xvi): Cloth Exports from Berwick-upon-Tweed, St Andrews, and the Northern Ports, 1426-1598**  
1% of Total Cloth Graph



### **A3/I-5: MISCELLANEOUS MANUFACTURES EXPORT GRAPHS**

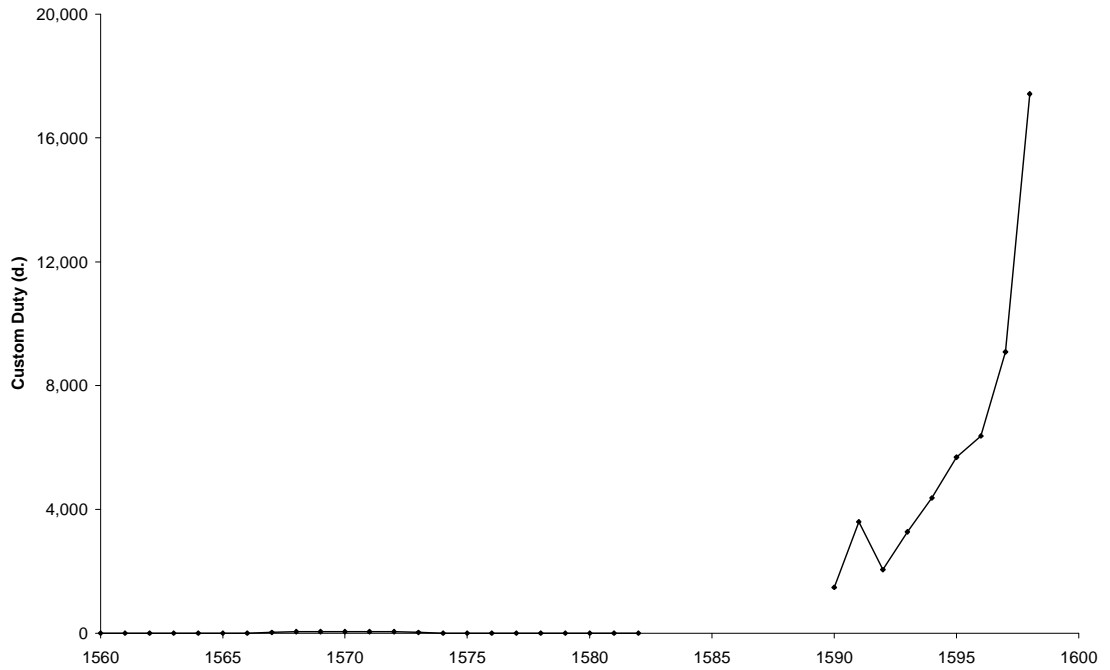
A3/I-5 (i)	Scottish.....	660
A3/I-5 (ii)	Edinburgh.....	660
A3/I-5 (iii)	Dundee, Perth, and Stirling .....	661

**A3/I-5 (i): Scottish Miscellaneous Manufactured Exports 1560-98**



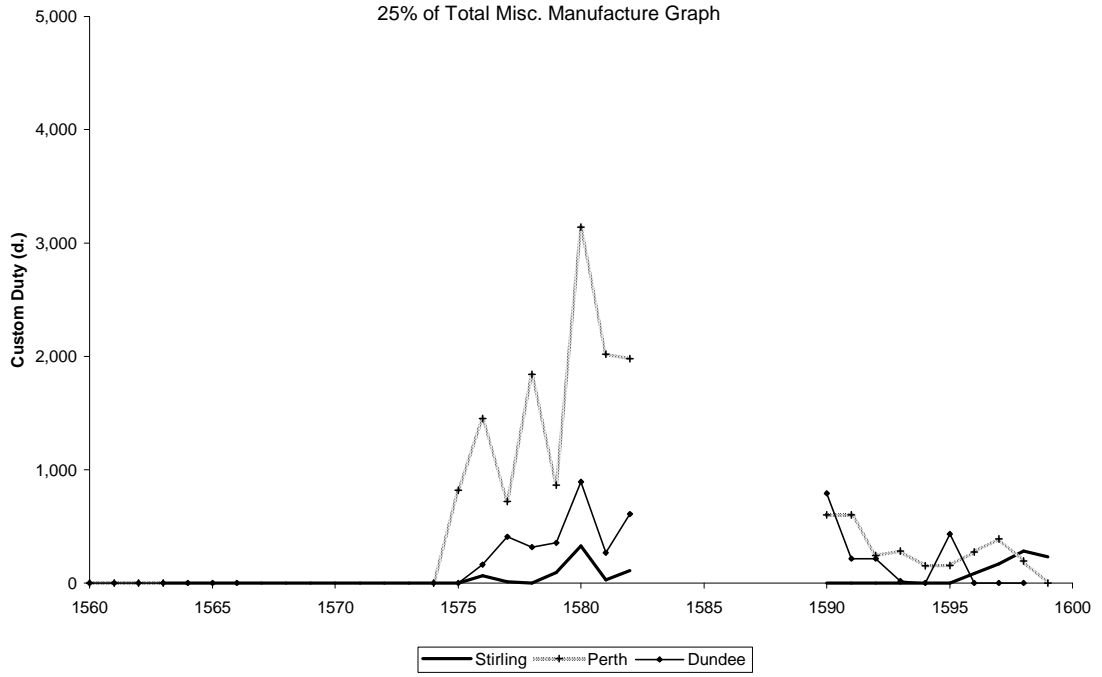
**A3/I-5 (ii): Miscellaneous Manufactures Exported from Edinburgh, 1560-98**

Scale Equal to the Total Misc. Manufacture Graph



**A3/l-5 (iii): Miscellaneous Manufactures Exported from Dundee, Perth, and Stirling, 1560-1599**

25% of Total Misc. Manufacture Graph

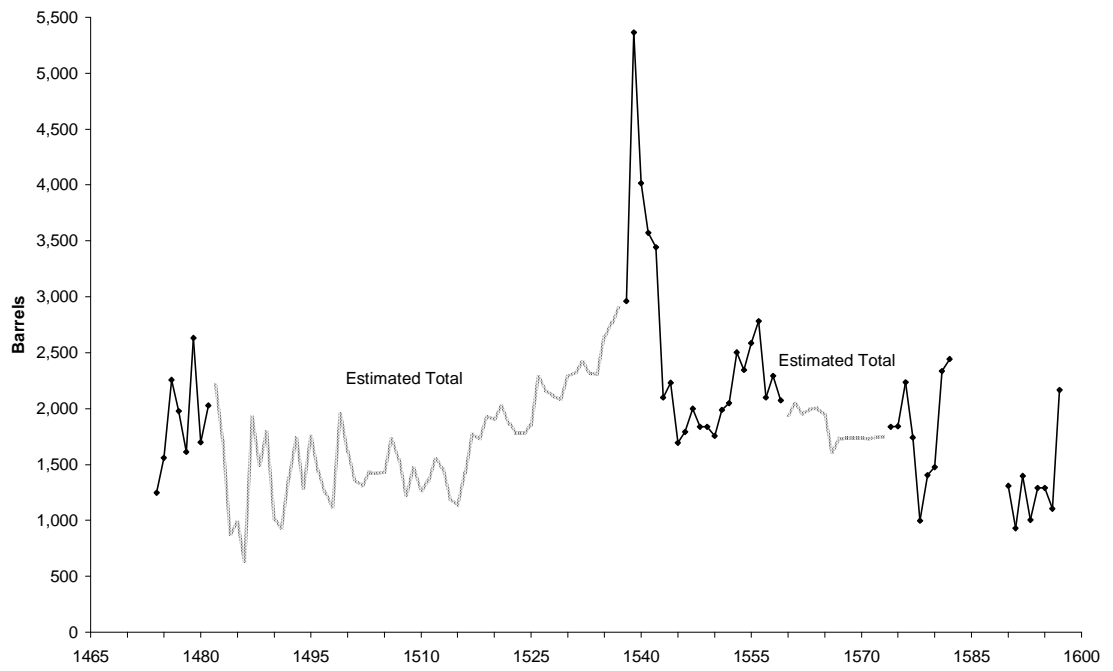


### A3/I-6: SALMON EXPORT GRAPHS

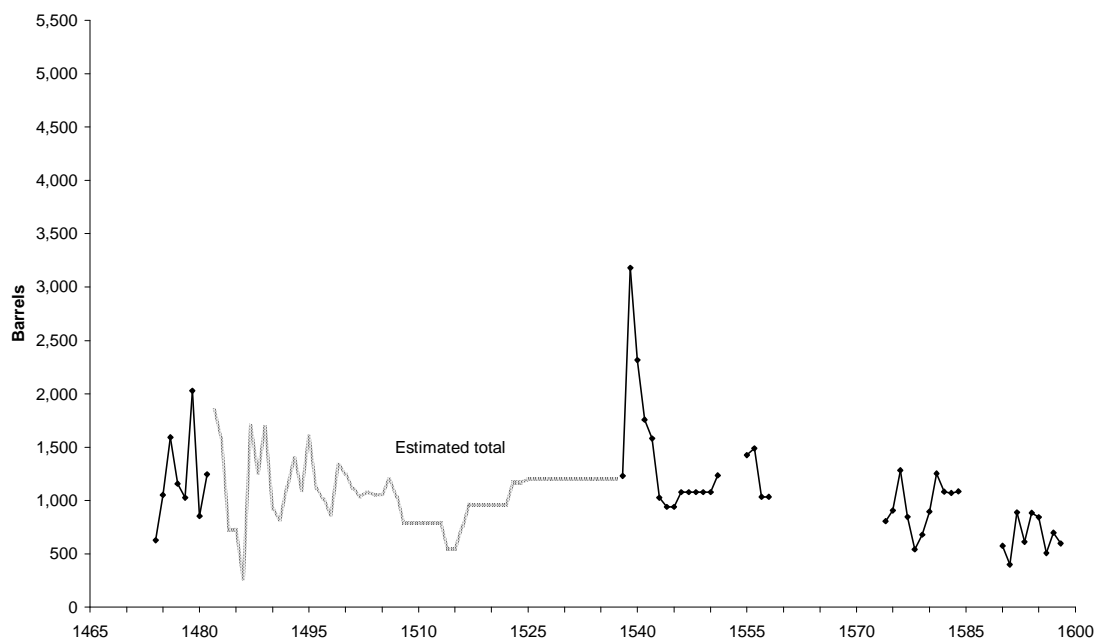
A3/I-6 (i)	Scottish.....	663
A3/I-6 (ii)	Aberdeen .....	663
A3/I-6 (iii)	Clyde Ports .....	664
A3/I-6 (iv)	Dundee .....	664
A3/I-6 (v)	Edinburgh.....	665
A3/I-6 (vi)	Montrose .....	665
A3/I-6 (vii)	Perth .....	666
A3/I-6 (viii)	Arbroath .....	666
A3/I-6 (ix)	East Neuk of Fife.....	667
A3/I-6 (x)	Stirling .....	667
A3/I-6 (xi)	West Fife .....	668
A3/I-6 (xii)	Northern Ports .....	668
A3/I-6 (xiii)	Berwick-upon-Tweed.....	669



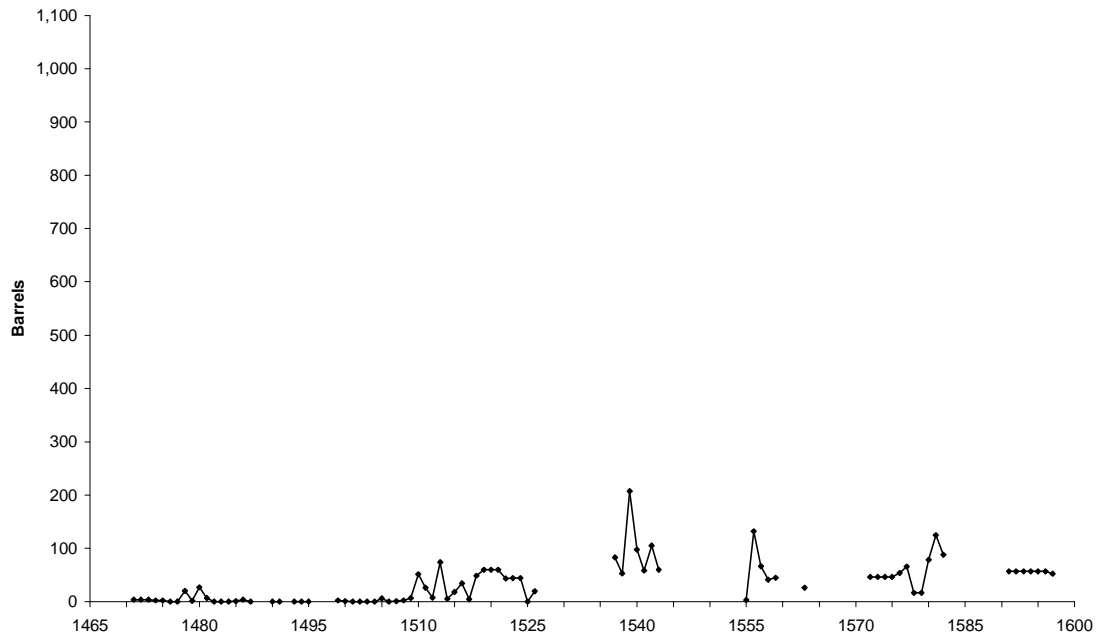
**A3/I-6 (i): Scottish Salmon Exports, 1473-1598**



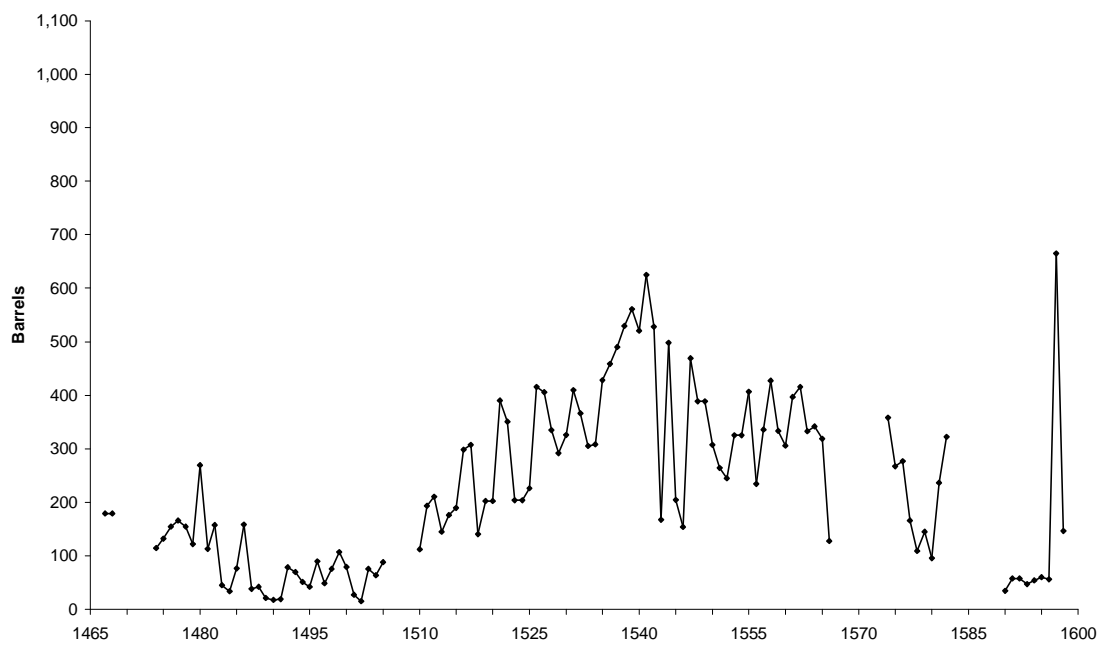
**A3/I-6 (ii): Salmon Exports from Aberdeen, 1474-1598**  
Scale Equal to the Total Salmon Graph



**A3/I-6 (iii): Salmon Exports from the Clyde Ports, 1471-1597**  
20% of Total Salmon Graph

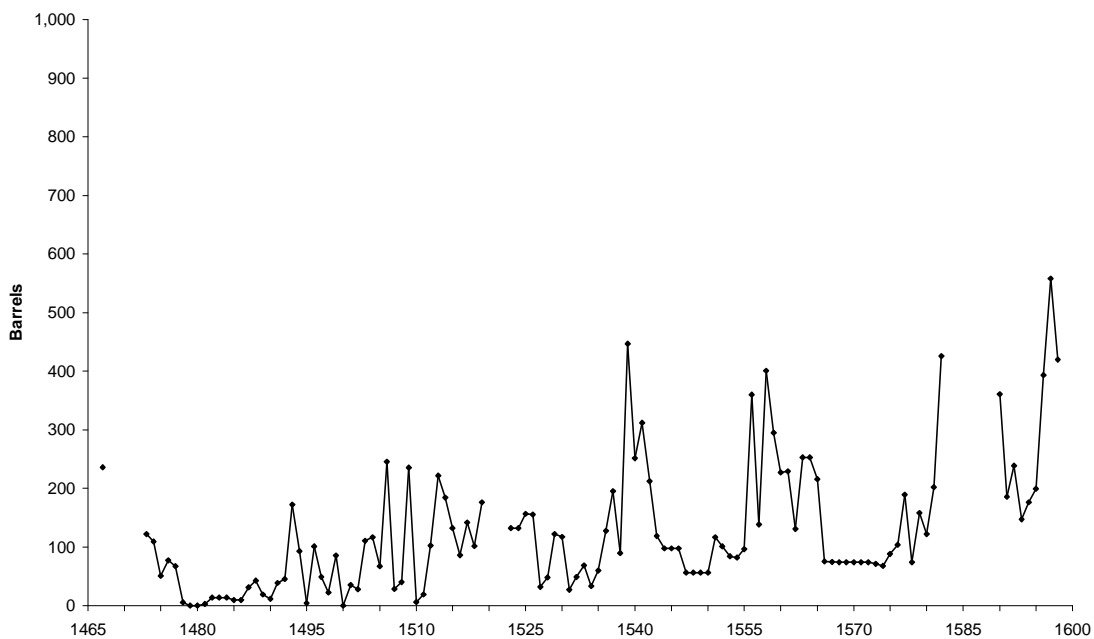


**A3/I-6 (iv): Salmon Exports from Dundee, 1467/73-1598**  
20% of Total Salmon Graph



**A3/I-6 (v): Salmon Exports from Edinburgh, 1467/73-1598**

18% of Total Salmon Graph



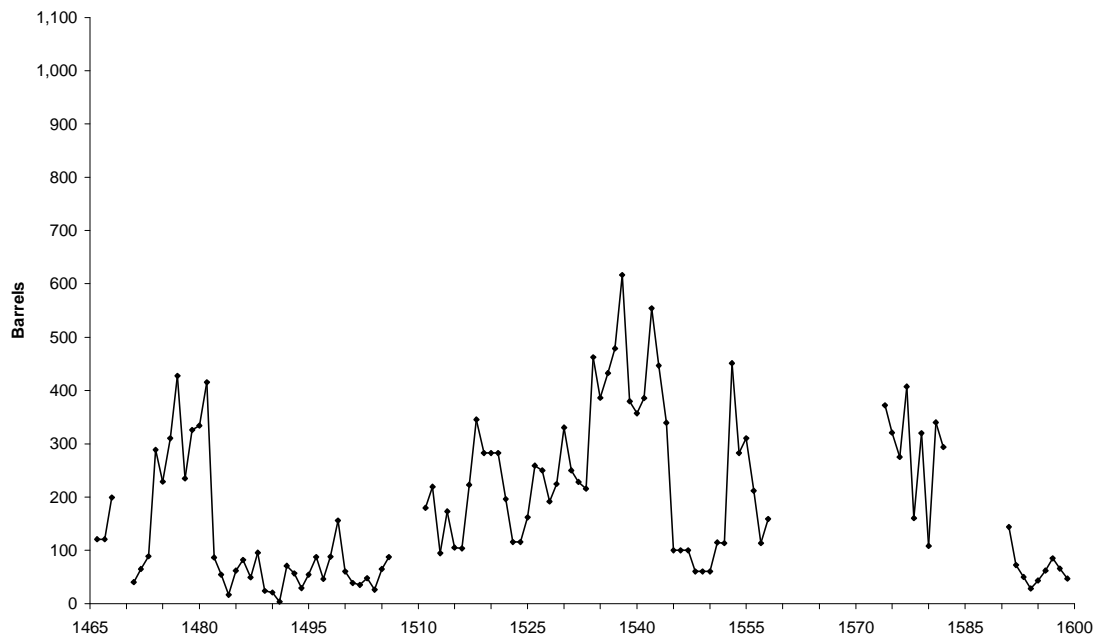
**A3/I-6 (vi): Salmon Exports from Montrose, 1474-1598**

20% of Total Salmon Graph



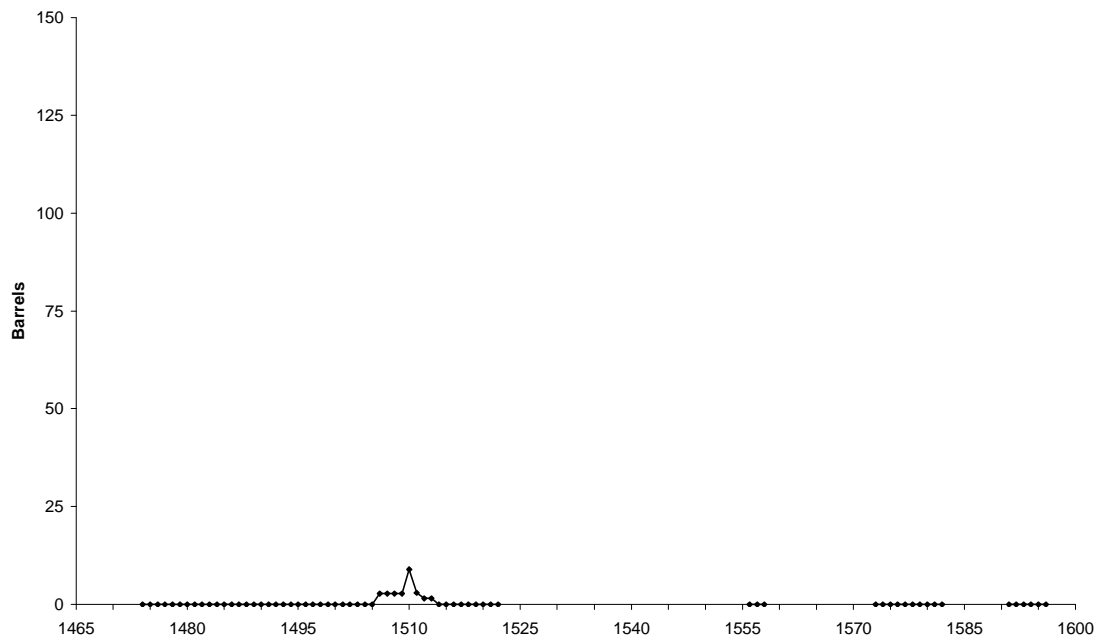
**A3/I-6 (vii): Salmon Exports from Perth, 1466/73-1599**

20% of Total Salmon Graph

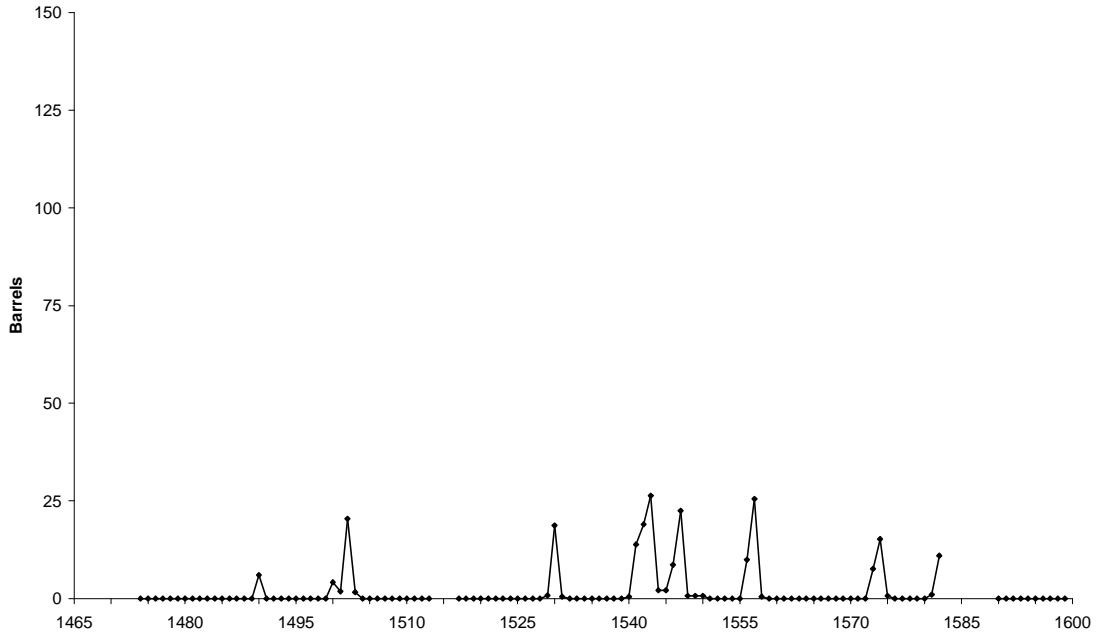


**A3/I-6 (viii): Salmon Exports from Arbroath, 1474-1596**

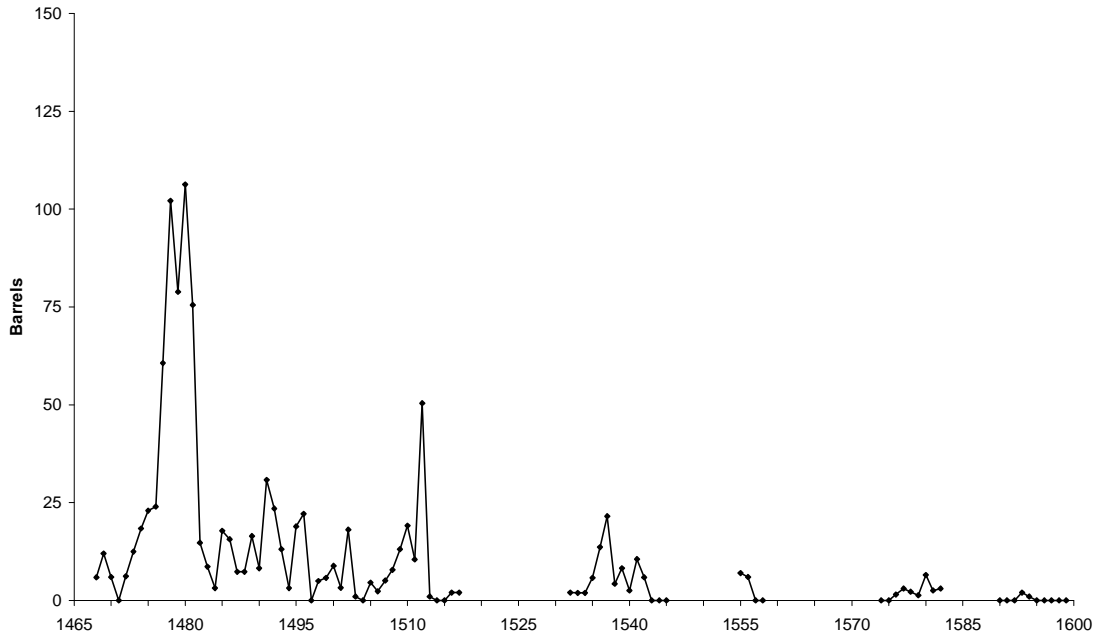
3% of Total Salmon Graph



**A3/I-6 (ix): Salmon Exports from the East Neuk of Fife, 1473-1599**  
3% of Total Salmon Graph

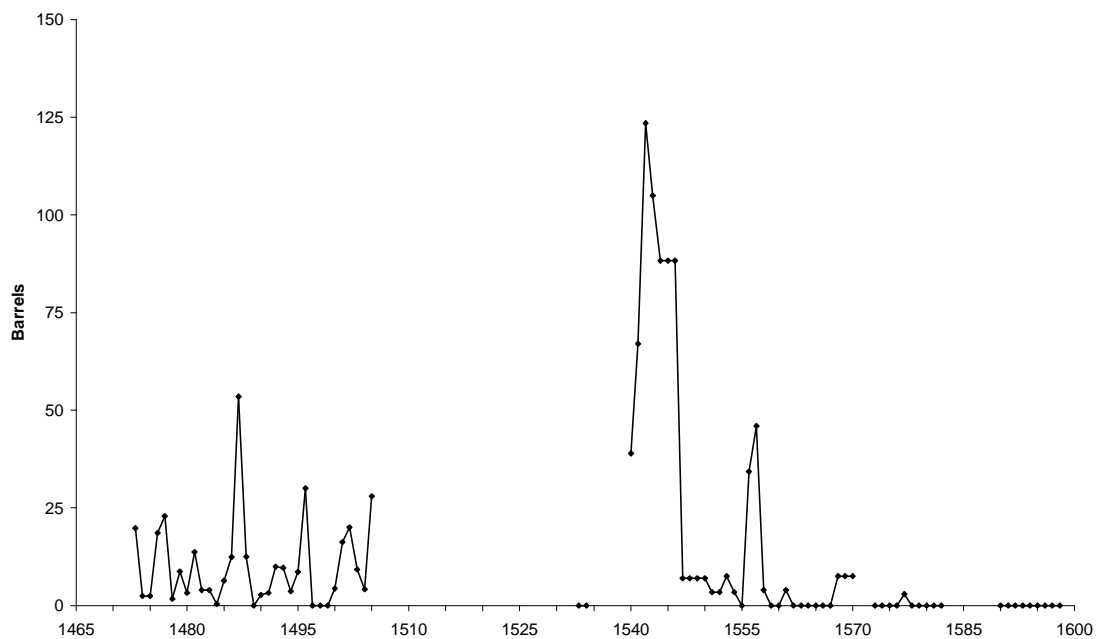


**A3/I-6 (x): Salmon Exports from Stirling 1468/73-1599**  
3% of Total Salmon Graph



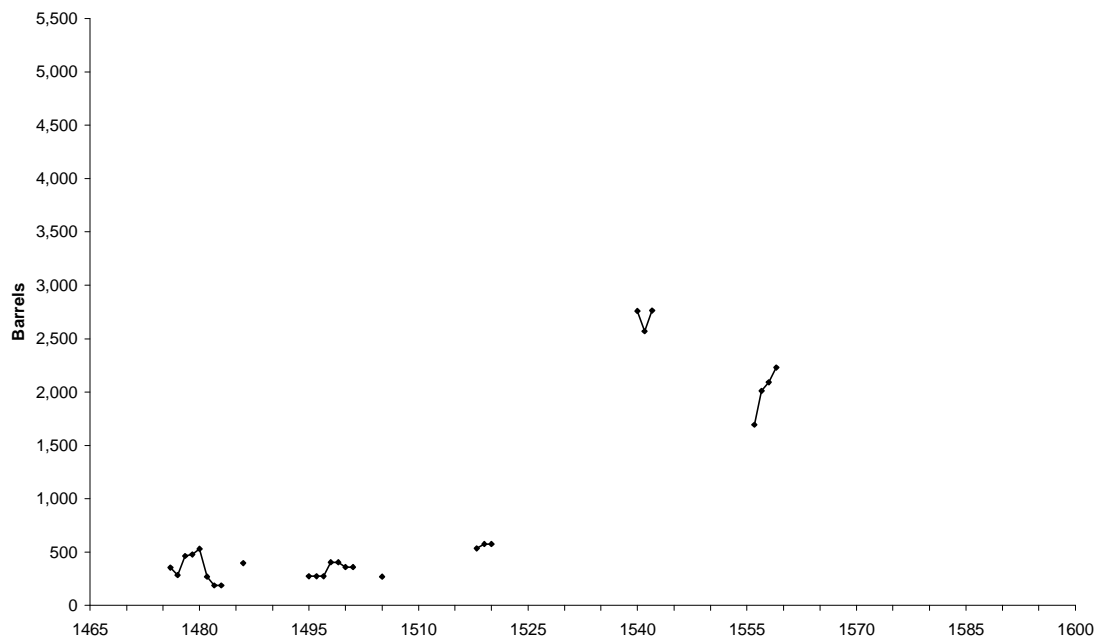
**A3/l-6 (xi): Salmon Exports from West Fife, 1468/73-1599**

3% of Total Salmon Graph



**A3/l-6b (xii): Salmon Exports from the Northern Ports, 1476-1559**

Scale Equal to the Total Salmon Graph



**A3/I-6b (xiii): Salmon Exports from Berwick-upon-Tweed, 1466-1481**  
20% of Total Salmon Graph

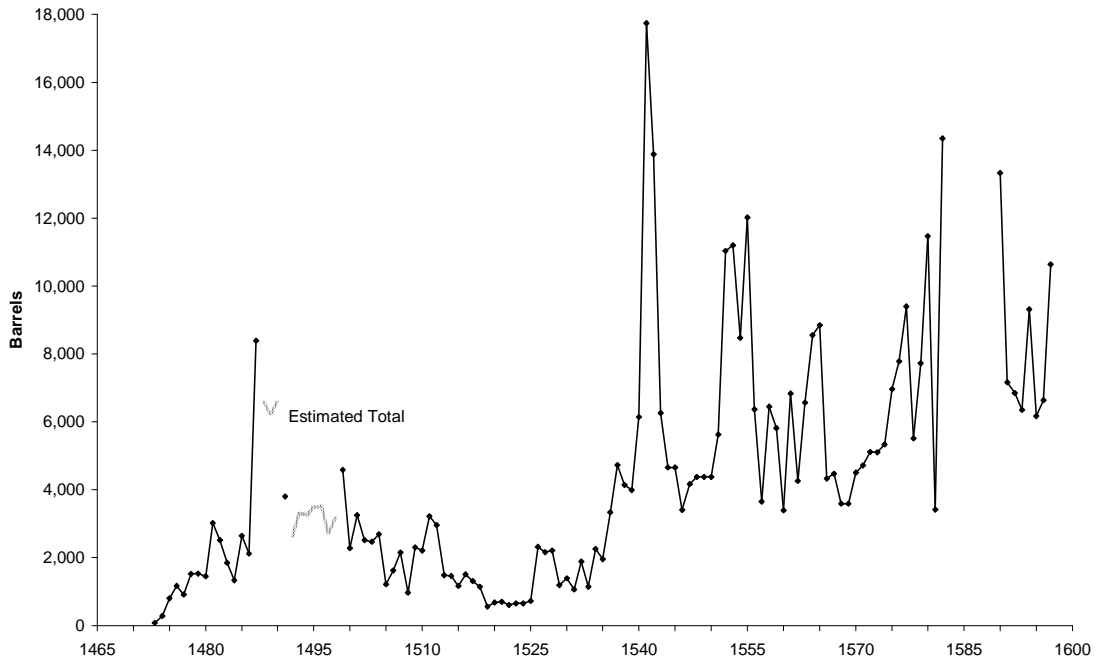


### **A3/I-7: HERRING AND CODLING EXPORT GRAPHS**

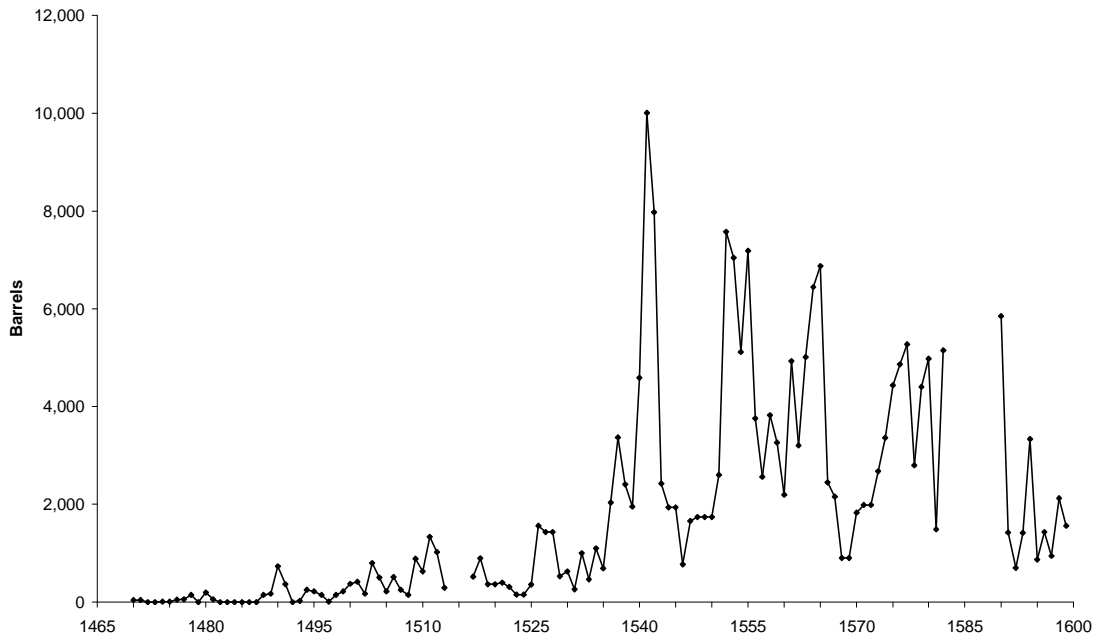
A3/I-7 (i)	Scottish.....	671
A3/I-7 (ii)	East Neuk of Fife.....	671
A3/I-7 (iii)	Edinburgh.....	672
A3/I-7 (iv)	Clyde Ports.....	672
A3/I-7 (v)	Aberdeen.....	673
A3/I-7 (vi)	Arbroath and Montrose.....	673
A3/I-7 (vii)	East Lothian.....	674
A3/I-7 (viii)	Dundee.....	674
A3/I-7 (ix)	Stirling and Linlithgow.....	675
A3/I-7 (x)	West Fife.....	675
A3/I-7 (xi)	Cupar and St Andrews.....	676
A3/I-7 (xii)	Northern Ports.....	676



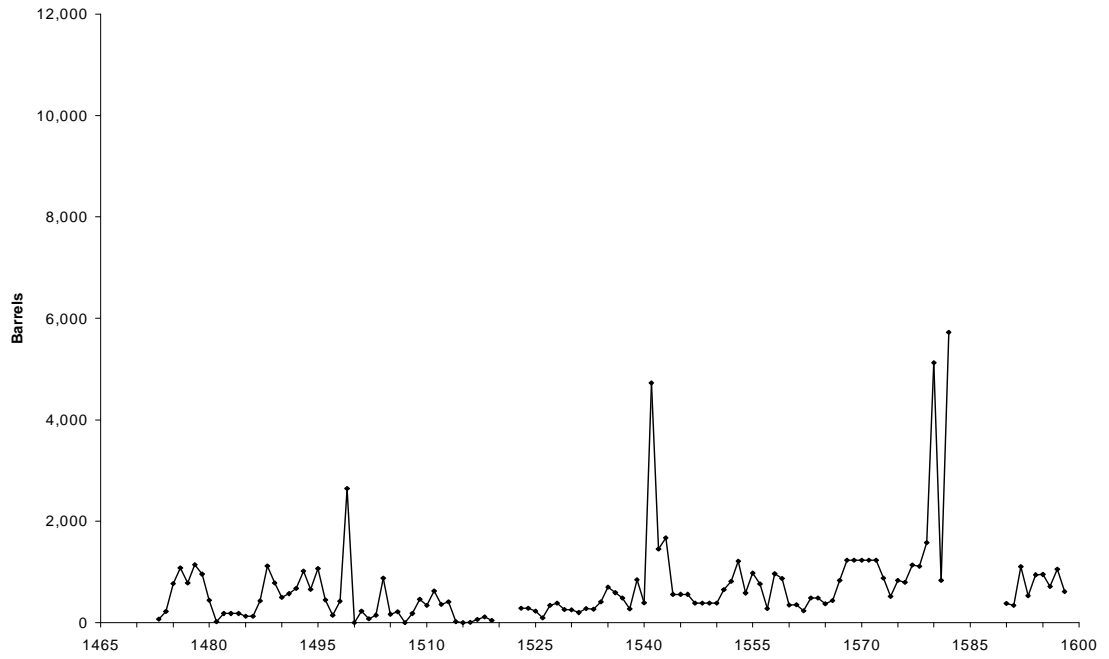
**A3/I-7 (i): Scottish Herring and Codling Exports, 1473-1597**



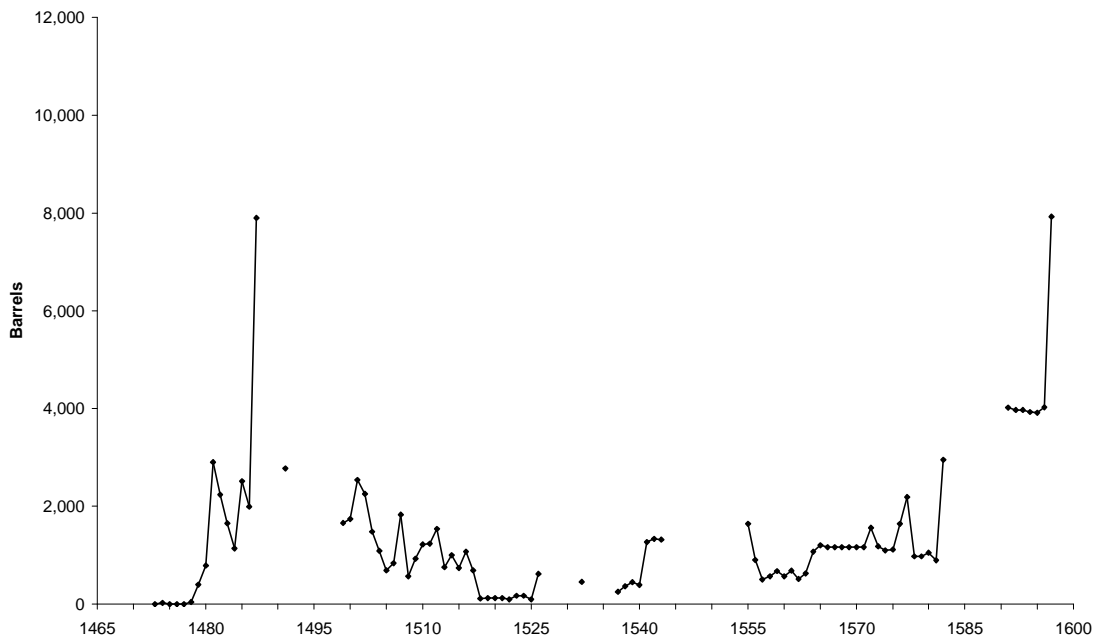
**A3/I-7 (ii): Herring and Codling Exports from the East Neuk of Fife, 1470-1599**  
67% of Total Herring and Codling Graph



**A3/I-7 (iii): Herring and Codling Exports from Edinburgh, 1473-1598**  
67% of Total Herring and Codling Graph

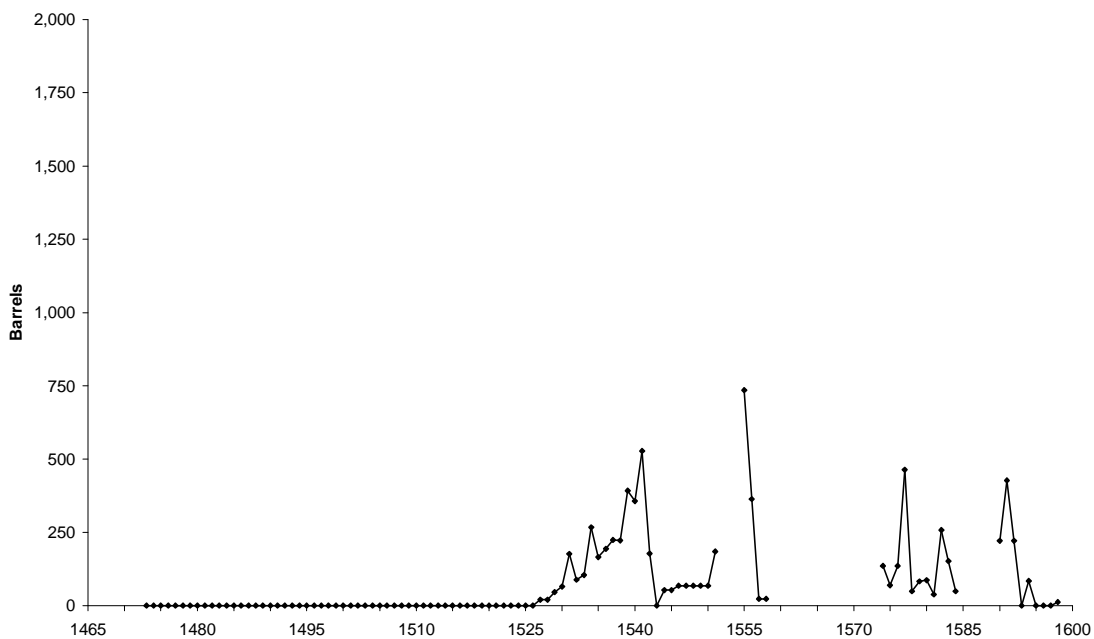


**A3/I-7 (iv): Herring and Codling Exports from the Clyde Ports, 1473-1597**  
67% of Total Herring and Codling Graph



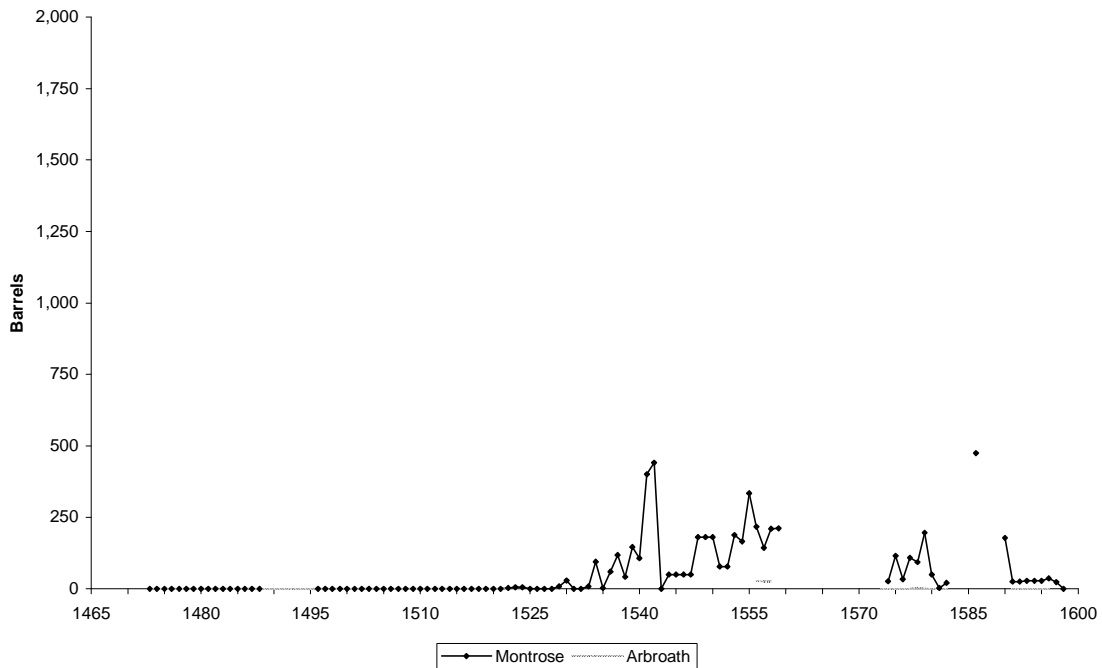
**A3/l-7 (v): Herring and Codling Exports from Aberdeen, 1473-1598**

11% of Total Herring and Codling Graph

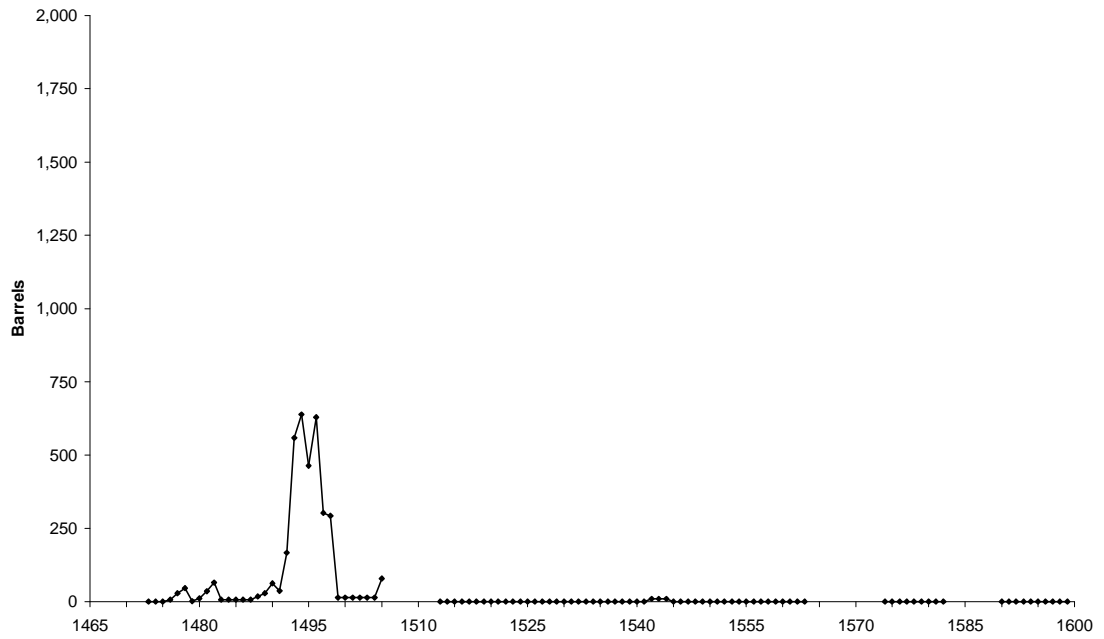


**A3/l-7 (vi): Herring and Codling Exports from Arbroath and Montrose, 1473-1598**

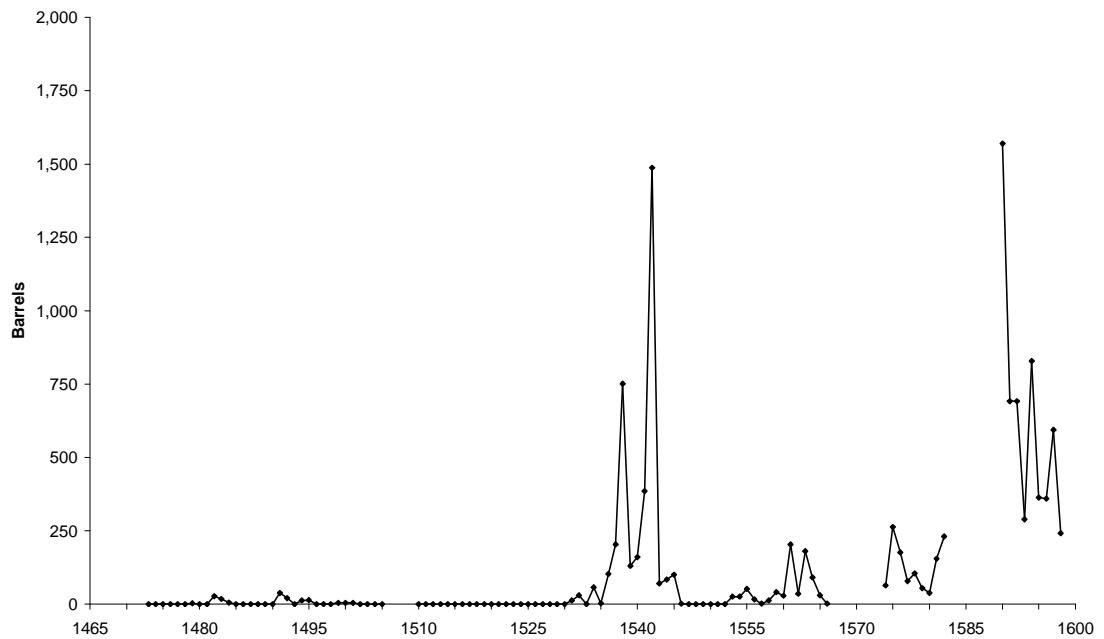
11% of Total Herring and Codling Graph



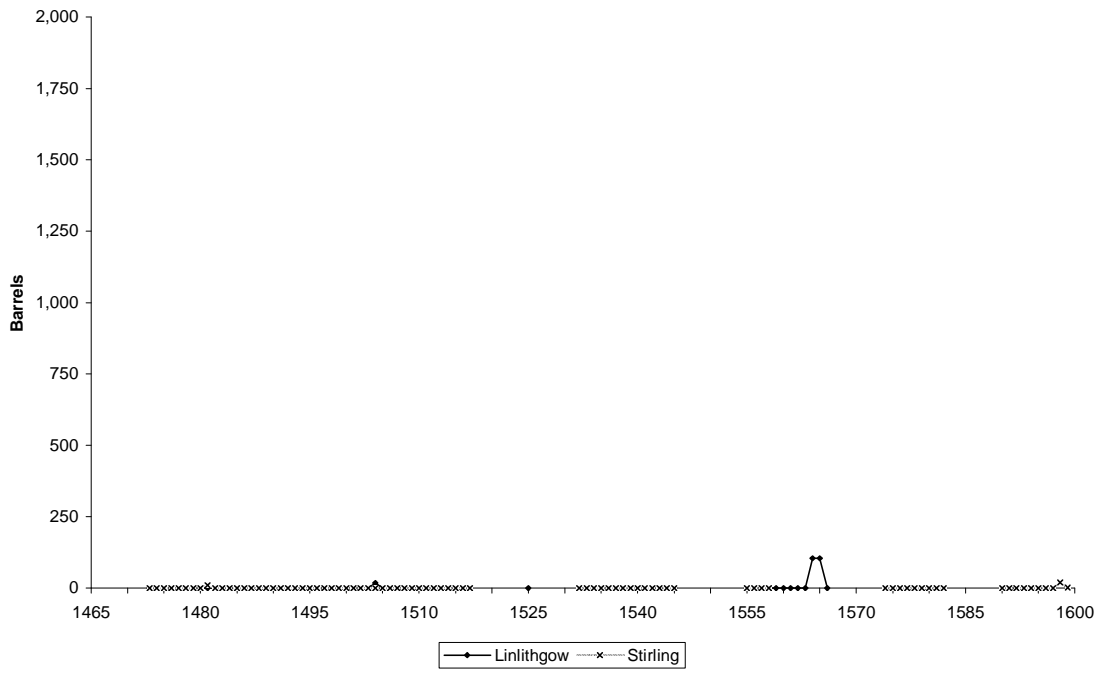
**A3/I-7 (vii): Herring and Codling Exports from East Lothian, 1473-1599**  
11% of Total Herring and Codling Graph



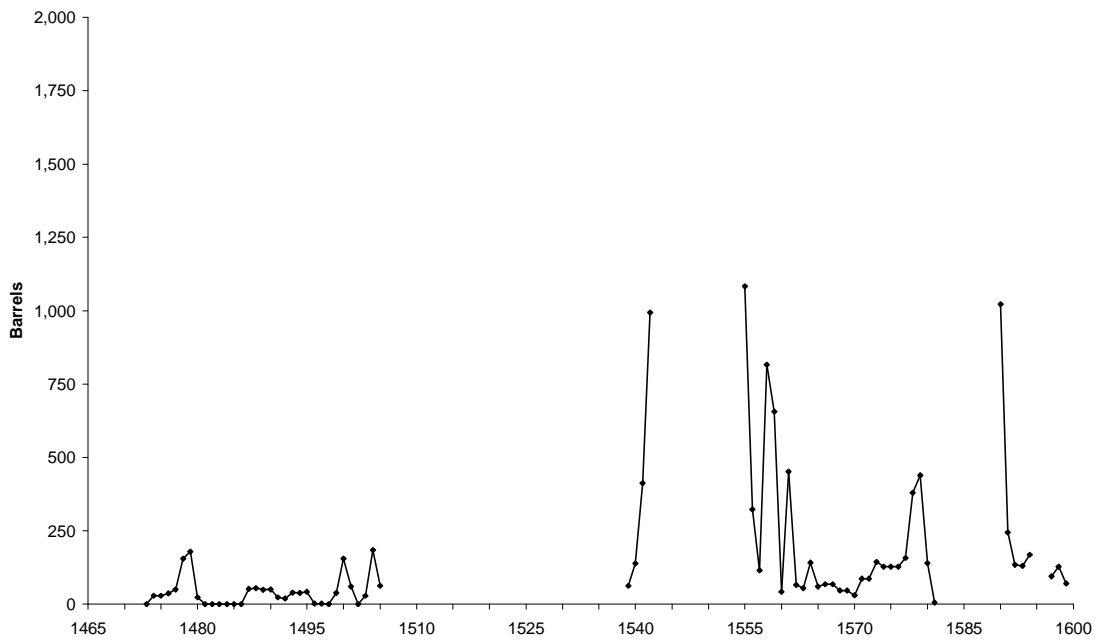
**A3/I-7 (viii): Herring and Codling Exports from Dundee, 1473-1598**  
11% of Total Herring and Codling Graph



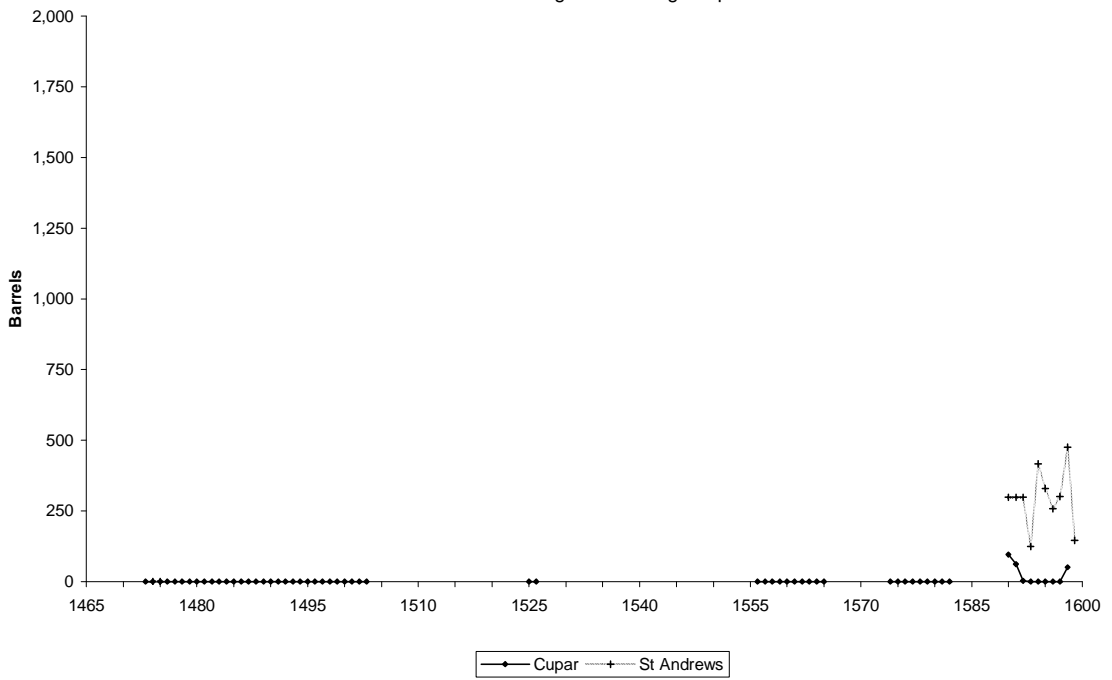
**A3/I-7 (ix): Herring and Codling Exports from Stirling and Linlithgow, 1473-1599**  
 11% of Total Herring and Codling Graph



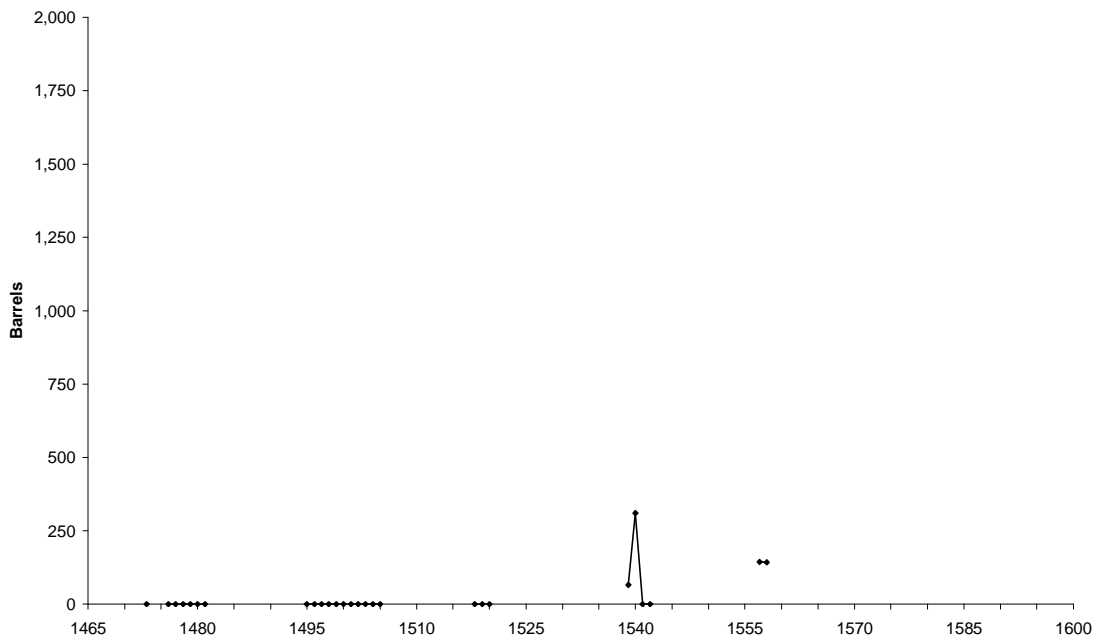
**A3/I-7 (x): Herring and Codling Exports from West Fife, 1473-1599**  
 11% of Total Herring and Codling Graph



**A3/l-7b (xi): Herring and Codling Exports from Cupar & St Andrews, 1473-1598**  
 11% of Total Herring and Codling Graph



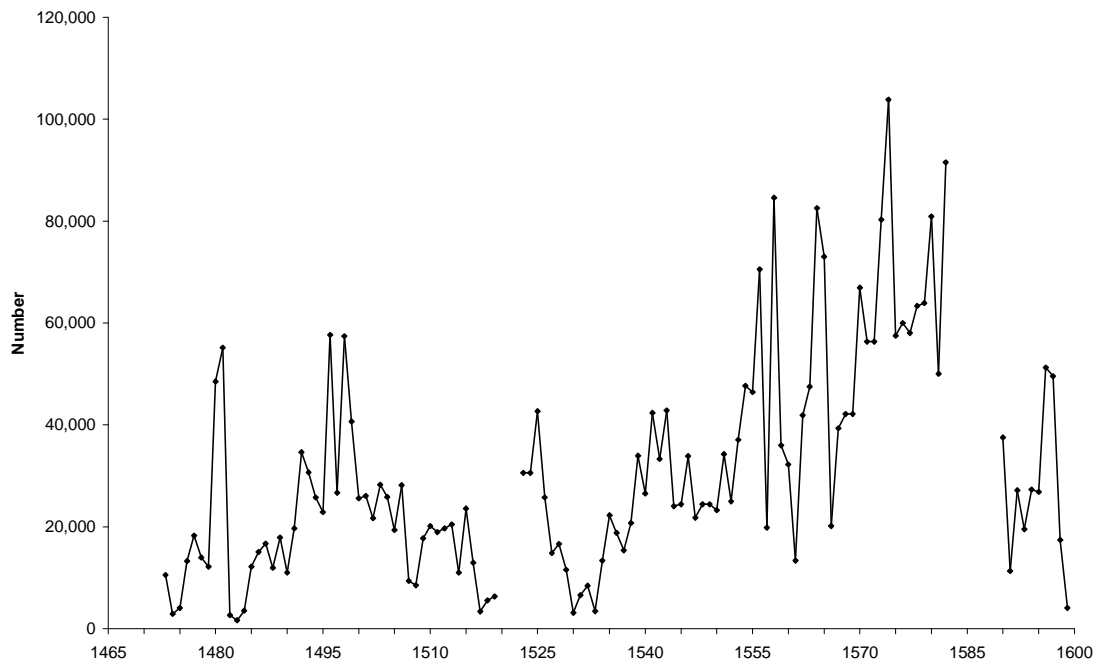
**A3/l-7 (xii): Herring and Codling Exports from the Northern Ports, 1473-1558**  
 11% of Total Herring and Codling Graph



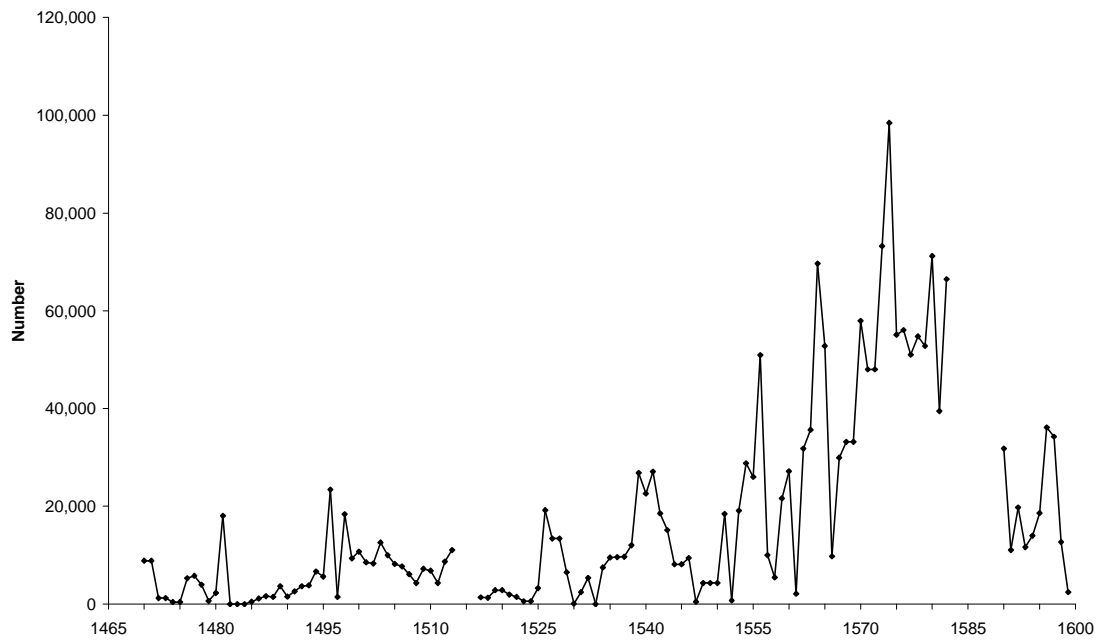
### A3/I-8: COD EXPORT GRAPHS

A3/I-8 (i)	Scottish.....	678
A3/I-8 (ii)	East Neuk of Fife.....	678
A3/I-8 (iii)	Dundee .....	679
A3/I-8 (iv)	Edinburgh.....	679
A3/I-8 (v)	Montrose .....	680
A3/I-8 (vi)	West Fife .....	680
A3/I-8 (vii)	Aberdeen .....	681
A3/I-8 (viii)	Arbroath .....	681
A3/I-8 (ix)	Clyde Ports .....	682
A3/I-8 (x)	East Lothian .....	682
A3/I-8 (xi)	Northern Ports .....	683
A3/I-8 (xii)	Berwick-upon-Tweed.....	683
A3/I-8 (xiii)	Cupar and St Andrews.....	684

**A3/I-8 (i): Scottish Cod Exports, 1473-1599**

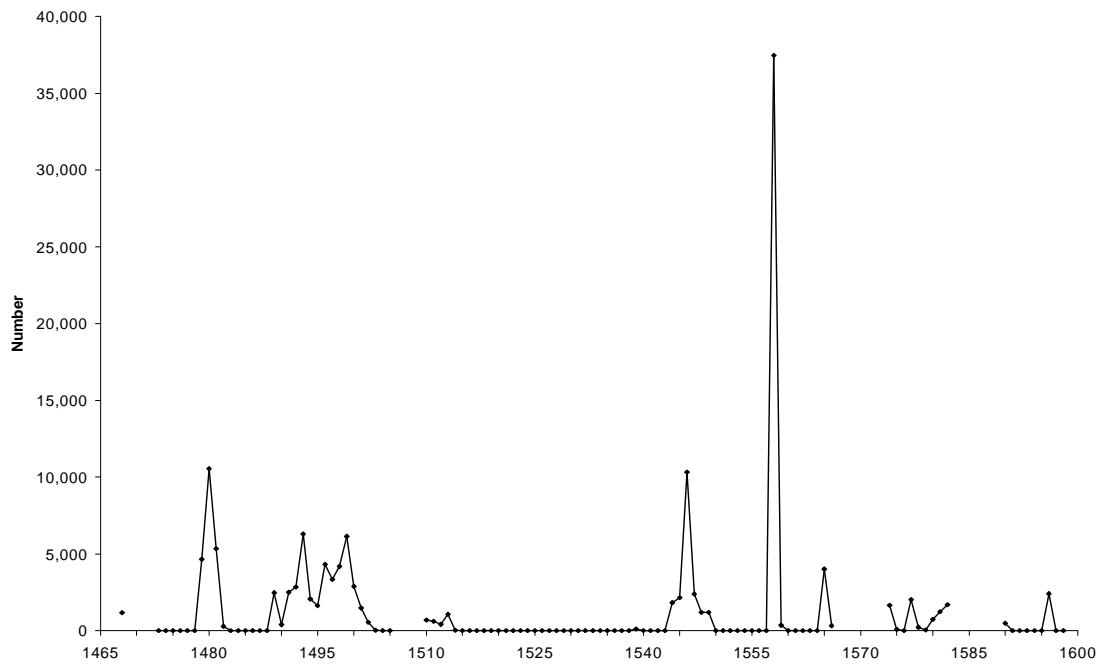


**A3/I-8 (ii): Cod Exports from the East Neuk of Fife, 1473-1598**  
Scale Equal to the Total Cod Graph

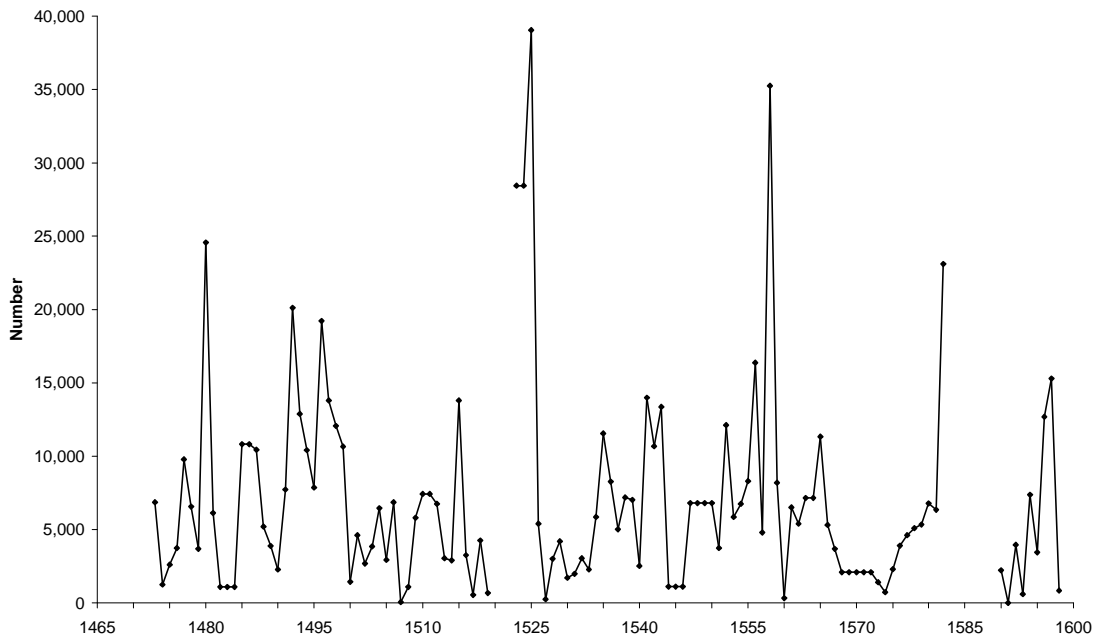




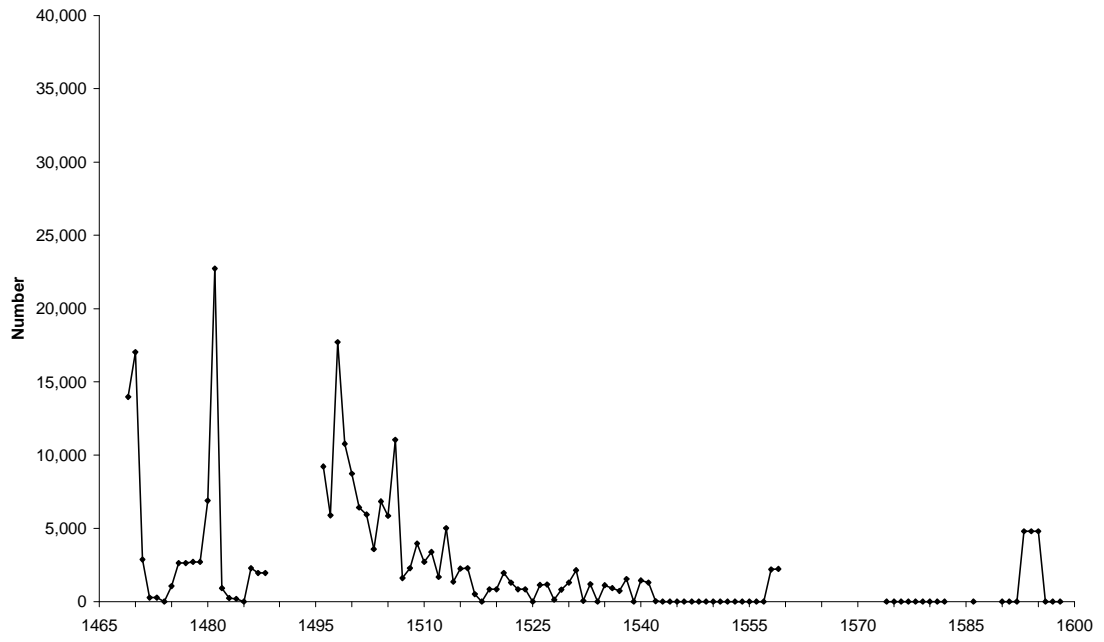
**A3/I-8 (iii): Cod Exports from Dundee, 1468/73-1598**  
33% of Total Cod Graph



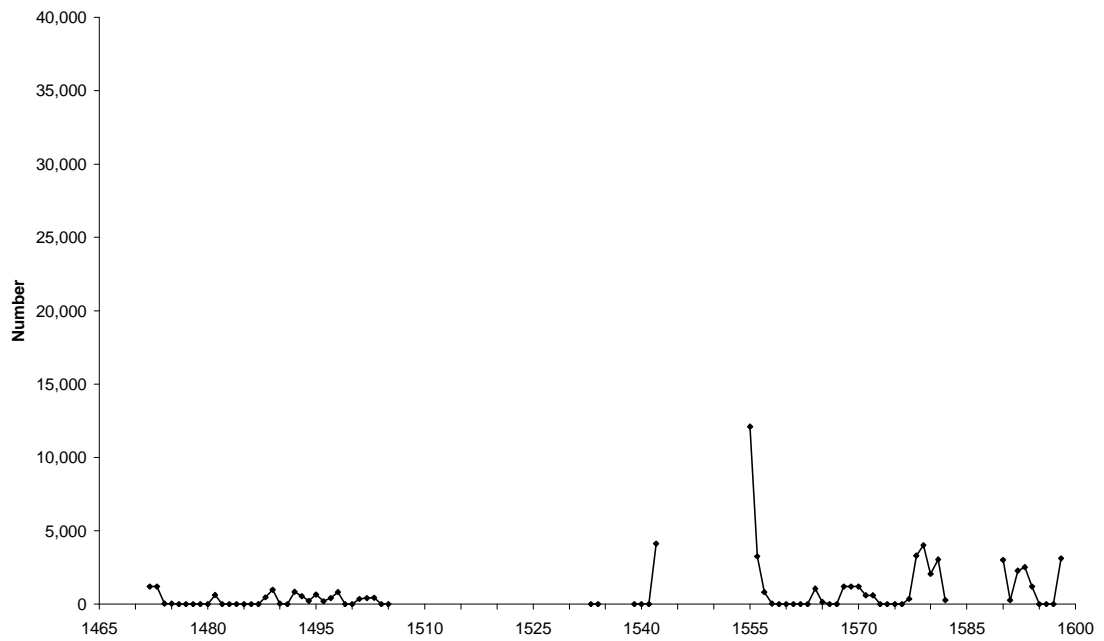
**A3/I-8 (iv): Cod Exports from Edinburgh, 1473-1598**  
33% of Total Cod Graph



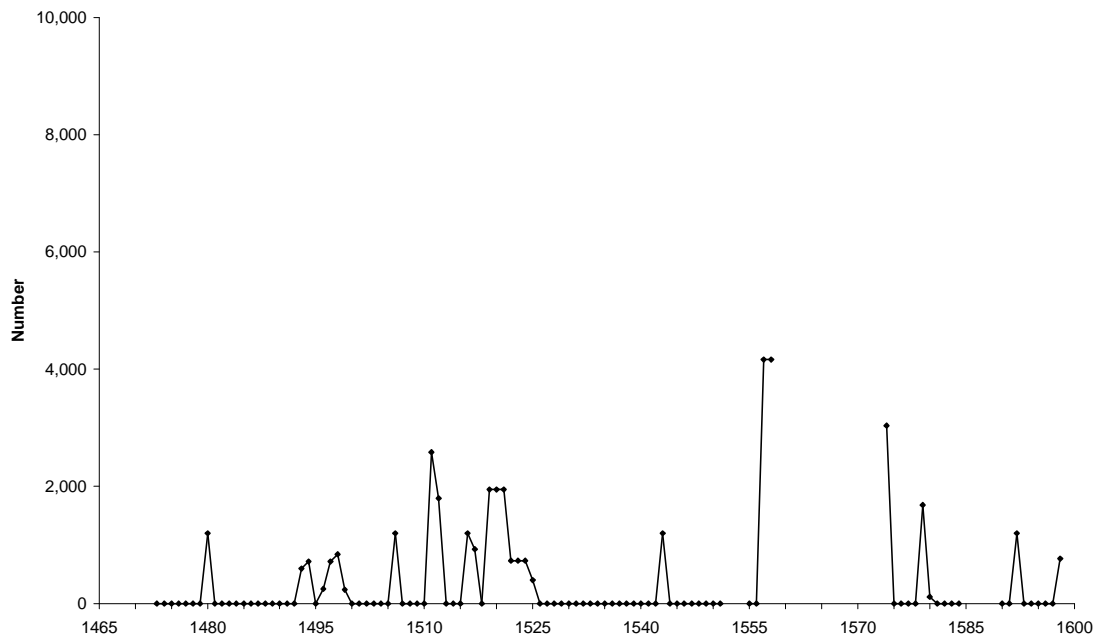
**A3/I-8 (v): Cod Exports from Montrose, 1469-1598**  
33% of Total Cod Graph



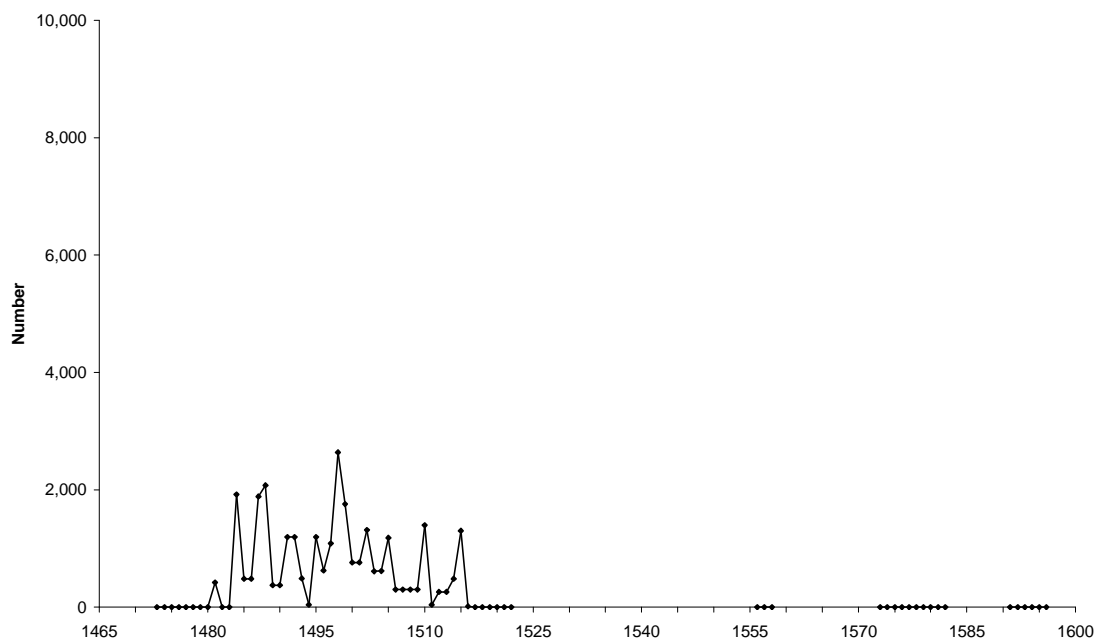
**A3/I-8 (vi): Cod Exports from West Fife, 1472-1598**  
33% of Total Cod Graph



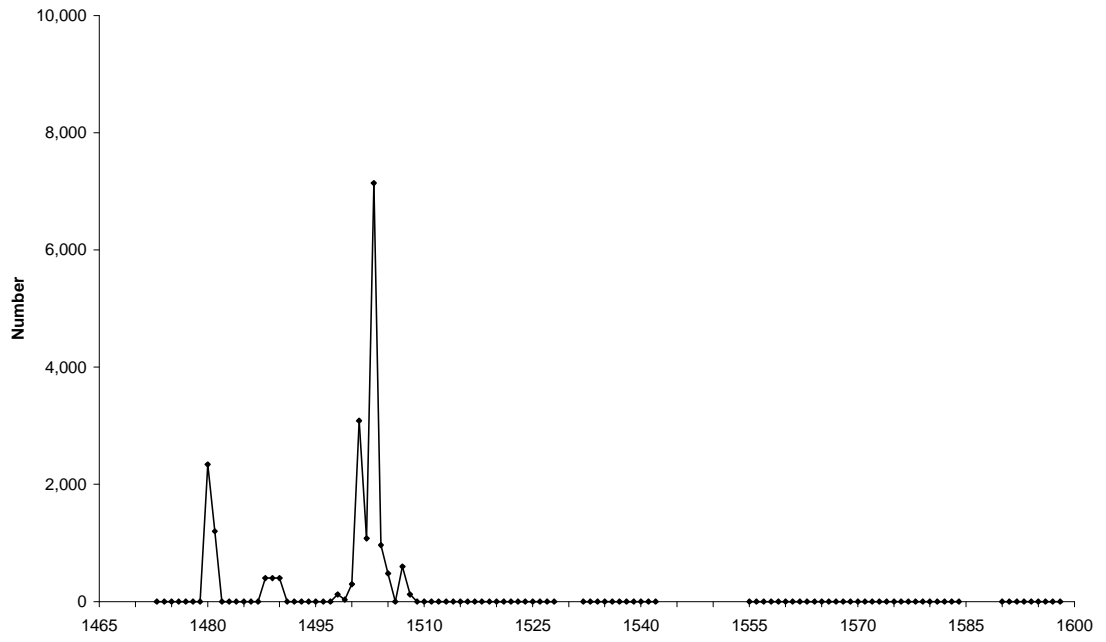
**A3/I-8 (vii): Cod Exports from Aberdeen, 1473-1598**  
8% of Total Cod Graph



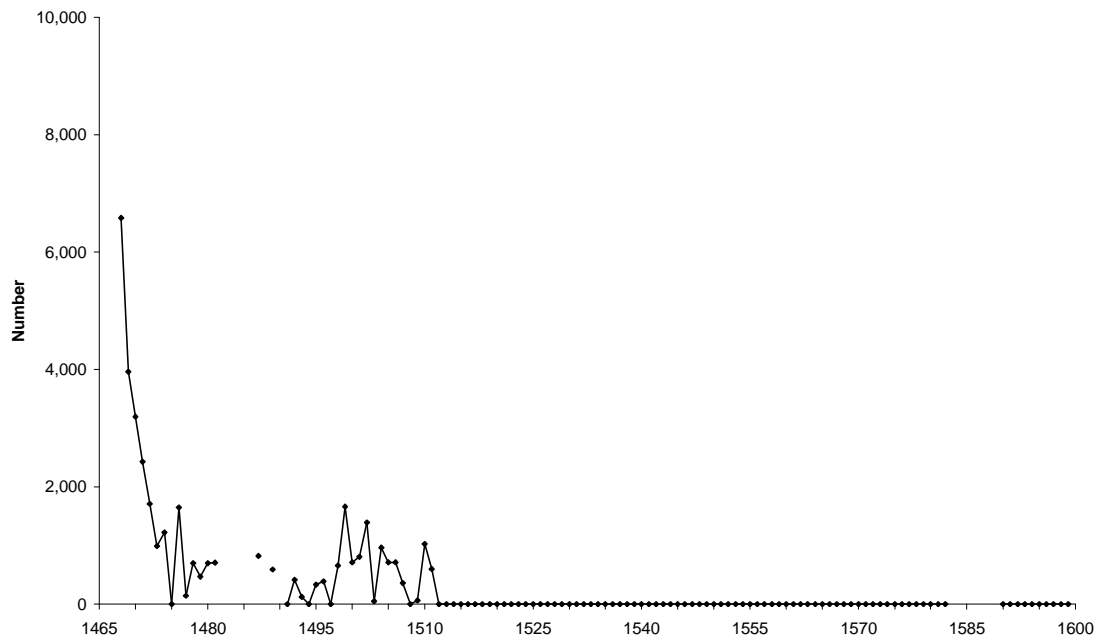
**A3/I-8 (viii): Cod Exports from Arbroath, 1473-1596**  
8% of Total Cod Graph



**A3/I-8 (ix): Cod Exports from the Clyde Ports, 1473-1598**  
8% of Total Cod Graph

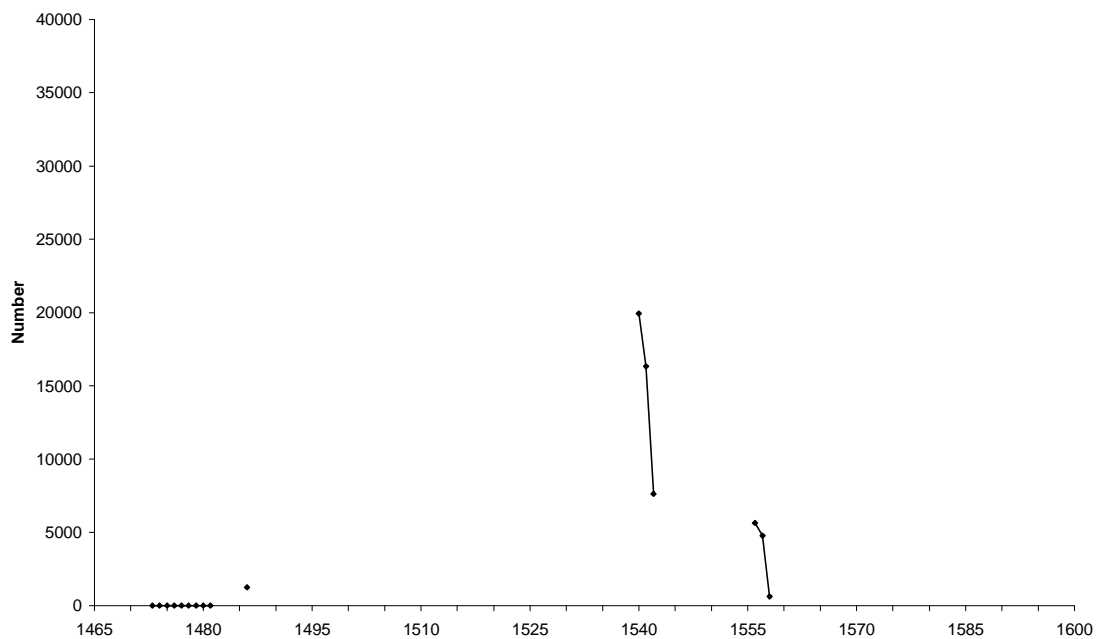


**A3/I-8 (x): Cod Exports from East Lothian, 1468-1599**  
8% of Total Cod Graph



**A3/I-8b(xi): Cod Exports from the Northern Ports, 1473-1558**

33% of Total Cod Graph



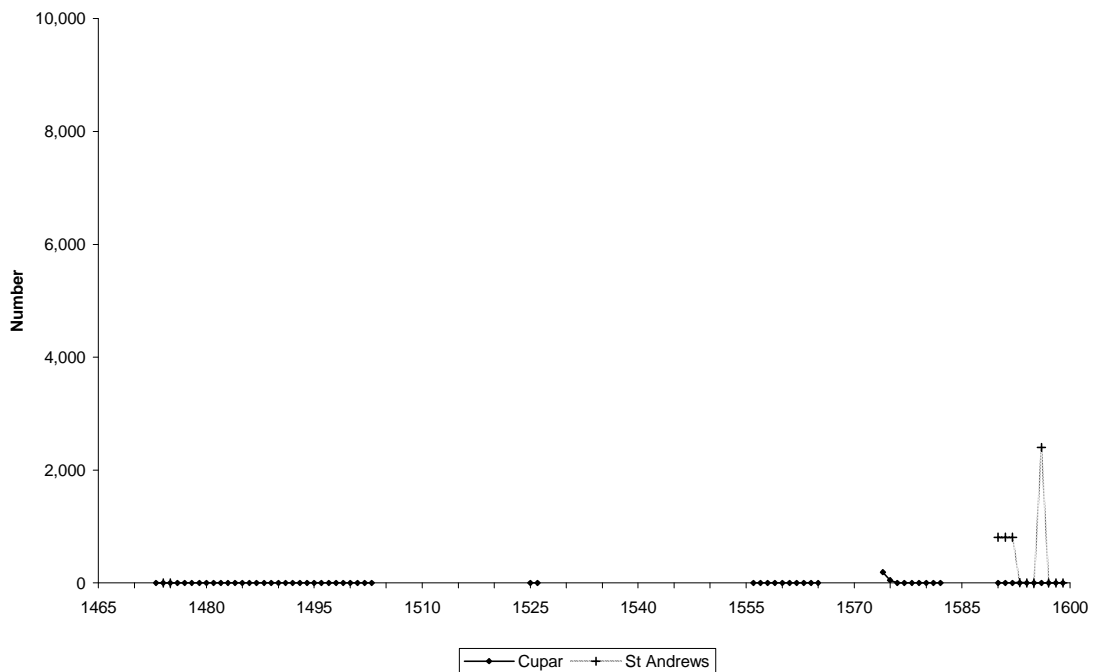
**A3/I-8b (xii): Cod Exports from Berwick-upon-Tweed, 1467-1481**

8% of Total Cod Graph



**A3/I-8b (xiii): Cod Exports from Cupar & St Andrews, 1473-1598**

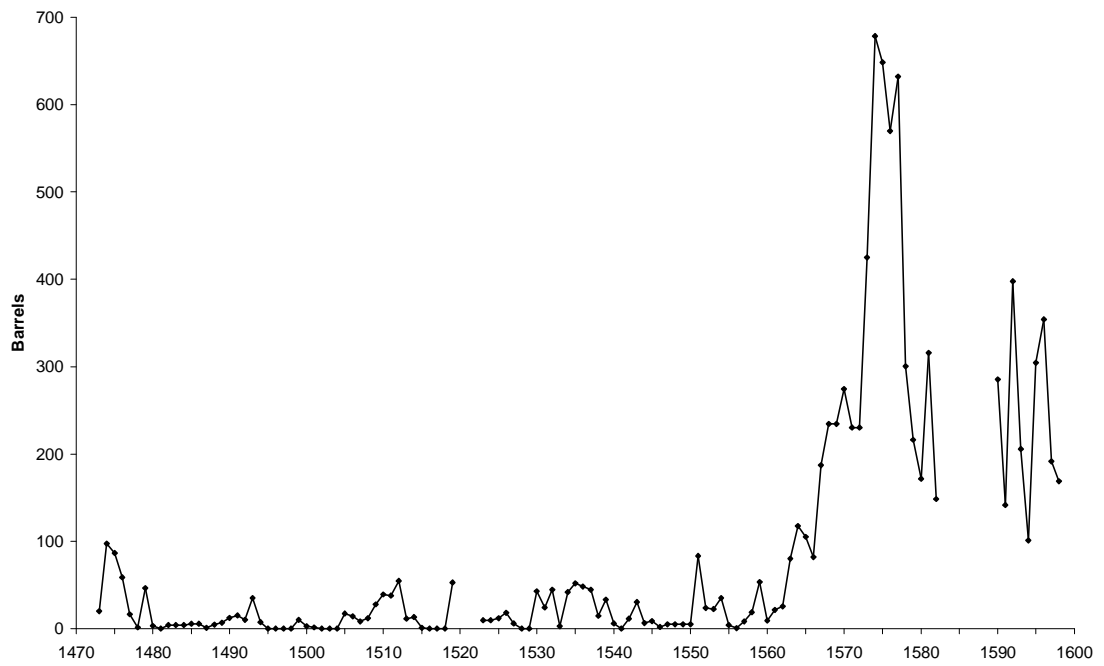
8% of Total Cod Graph



### **A3/I-9: OIL EXPORT GRAPHS**

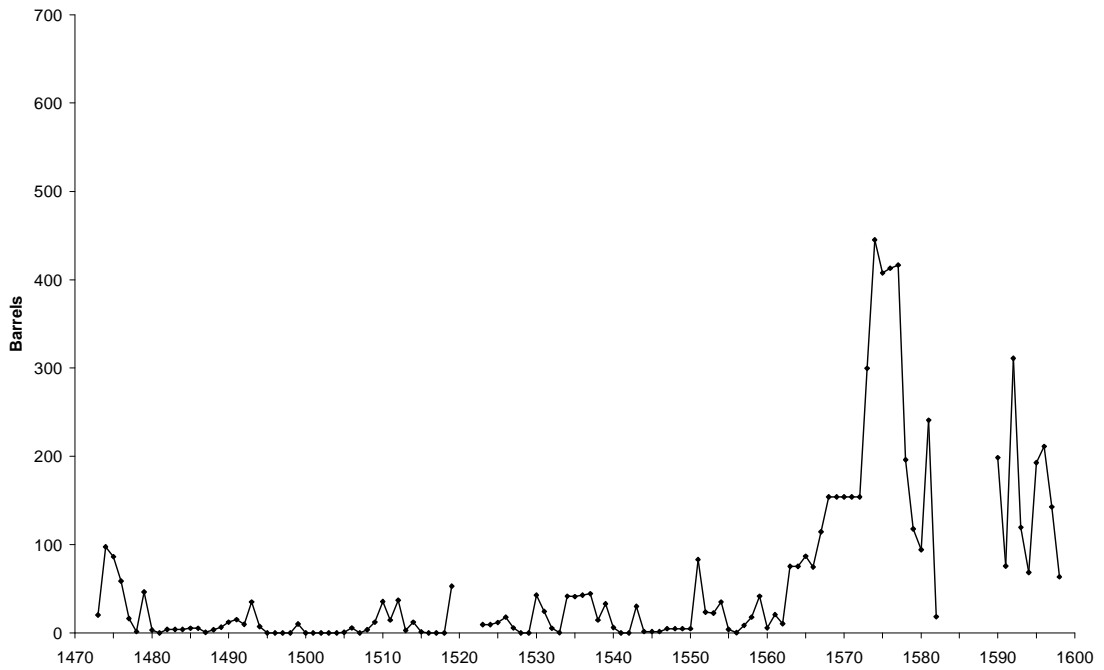
A3/I-9 (i)	Scottish.....	686
A3/I-9 (ii)	Edinburgh.....	686
A3/I-9 (iii)	Perth and Dundee .....	687
A3/I-9 (iv)	Fife .....	687
A3/I-9 (v)	Aberdeen and Montrose .....	688
A3/I-9 (vi)	Cupar and St Andrews.....	688
A3/I-9 (vii)	Dumfries.....	689

**A3/I-9 (i): Scottish Oil Exports, 1473-1598**



**A3/I-9 (ii): Oil Exports from Edinburgh, 1473-1598**

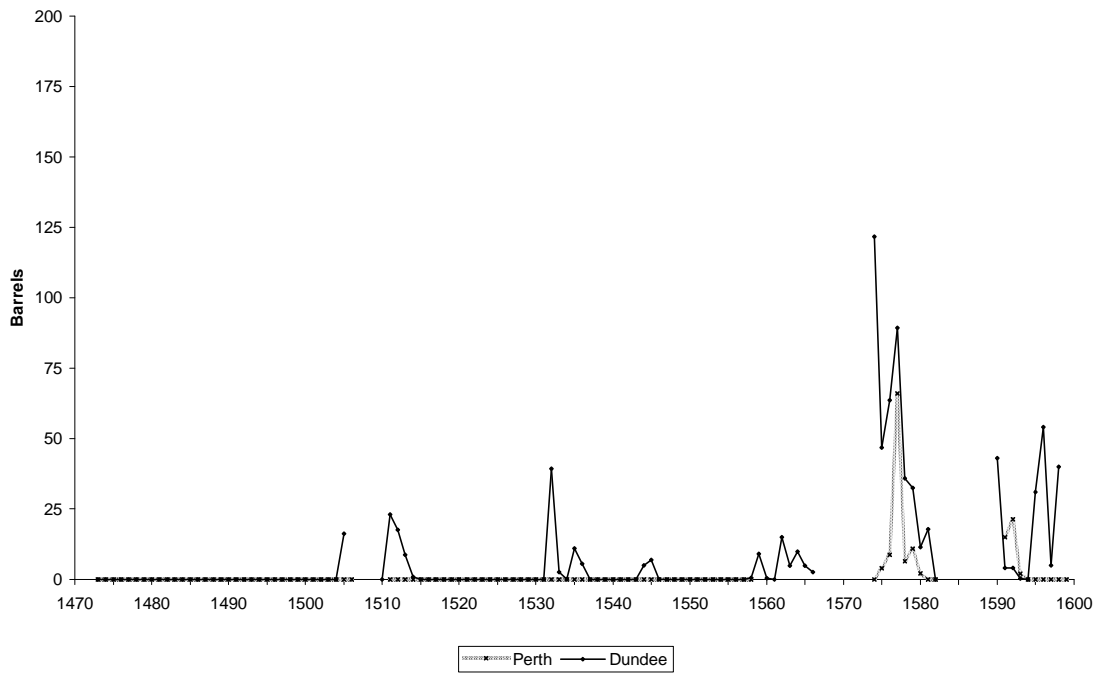
Scale Equal to the Total Oil Graph





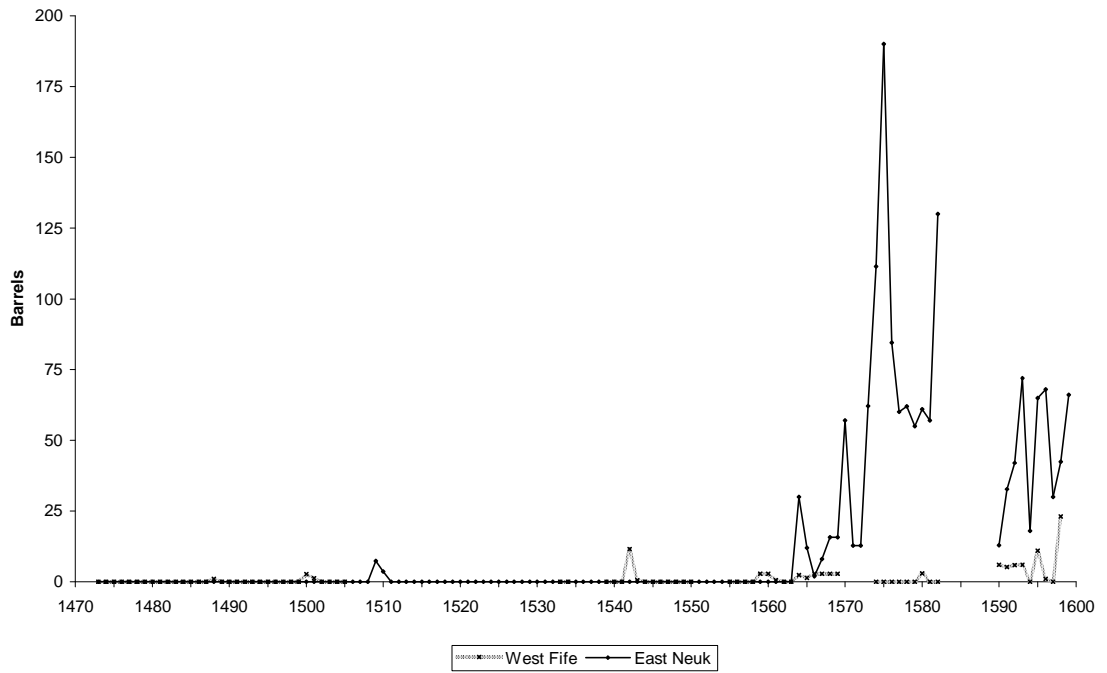
### A3/I-9 (iii): Oil Exports from Perth and Dundee, 1473-1599

28% of Total Oil Graph



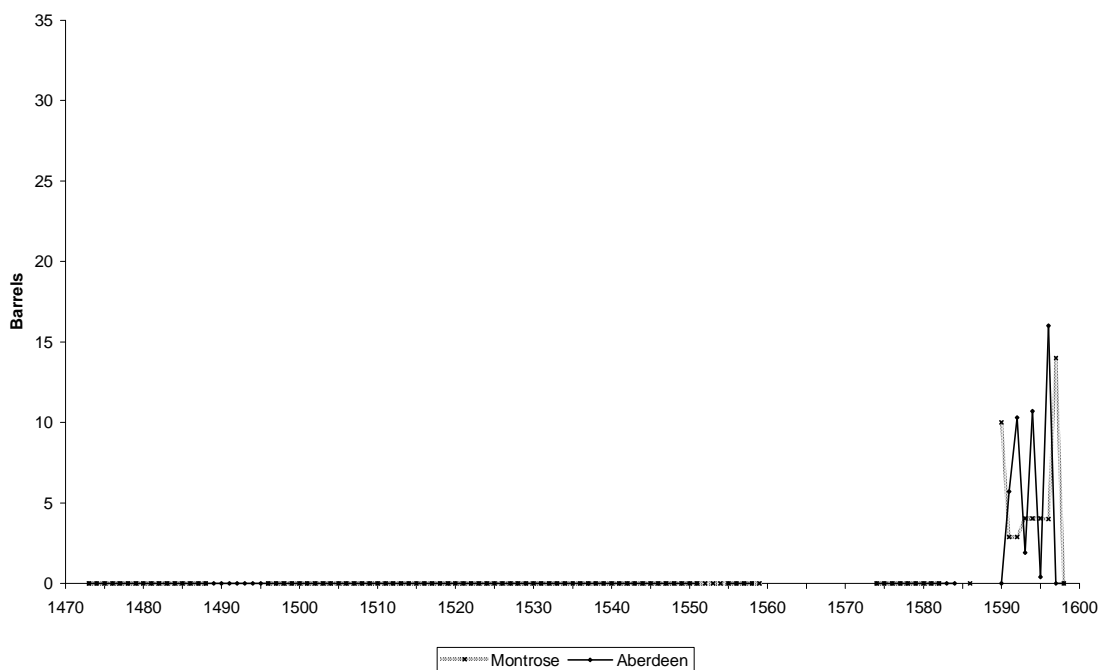
### A3/I-9 (iv): Oil Exports from Fife, 1473-1599

28% of Total Oil Graph



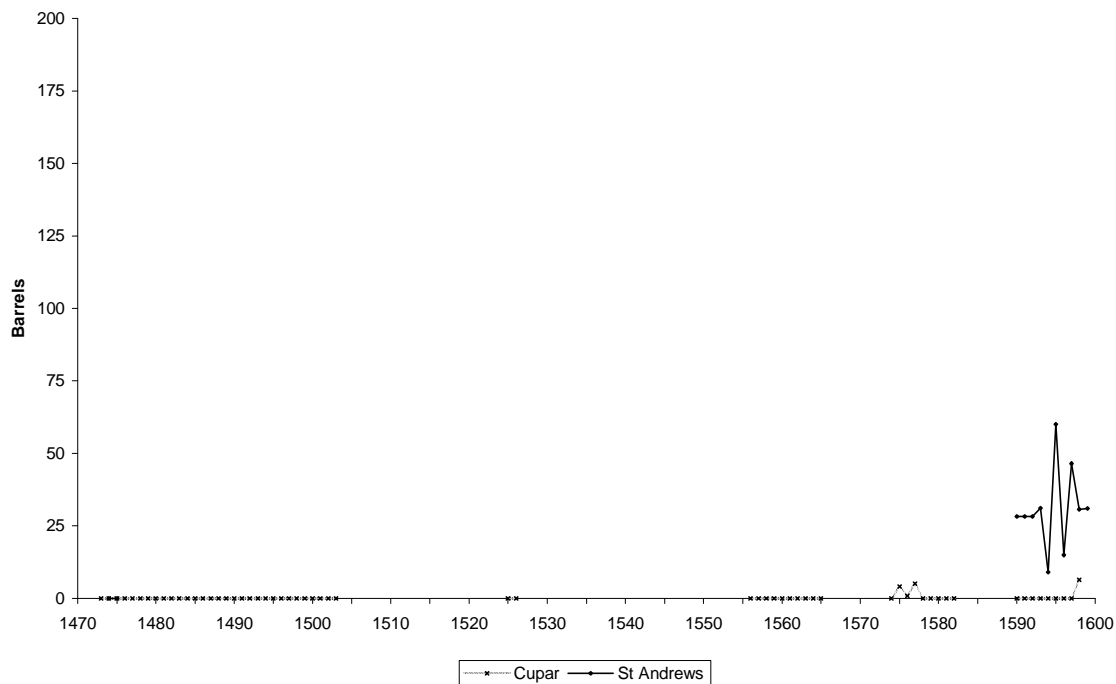
### A3/l-9 (v): Oil Exports from Aberdeen and Montrose, 1473-1598

5% of Total Oil Graph

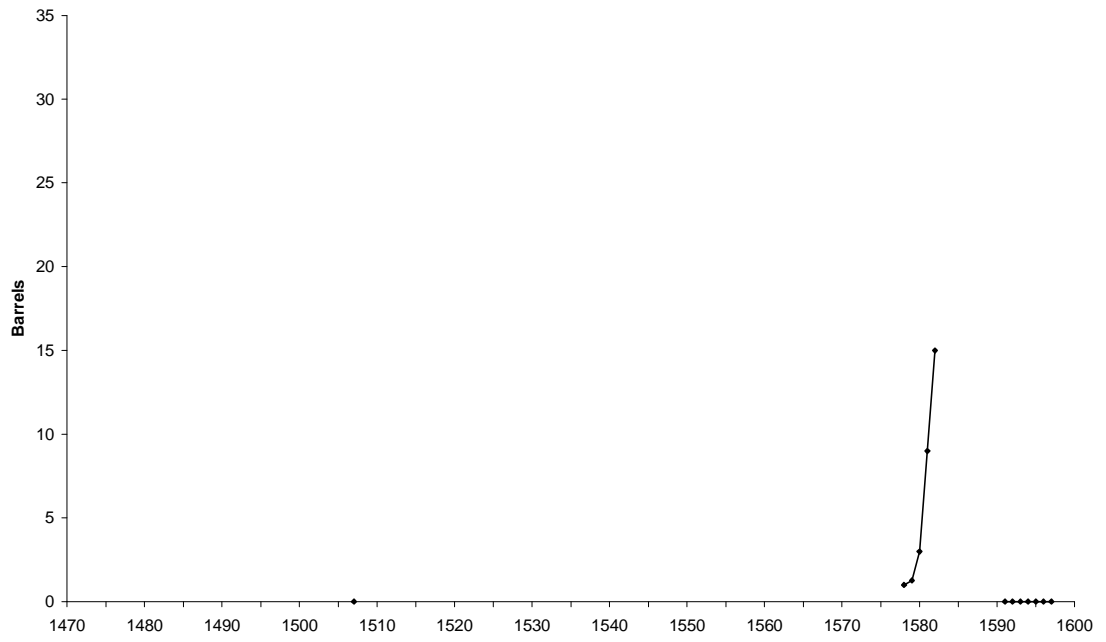


### A3/l-9b (vi): Oil Exports from Cupar and St Andrews, 1473-1599

28% of Total Oil Graph



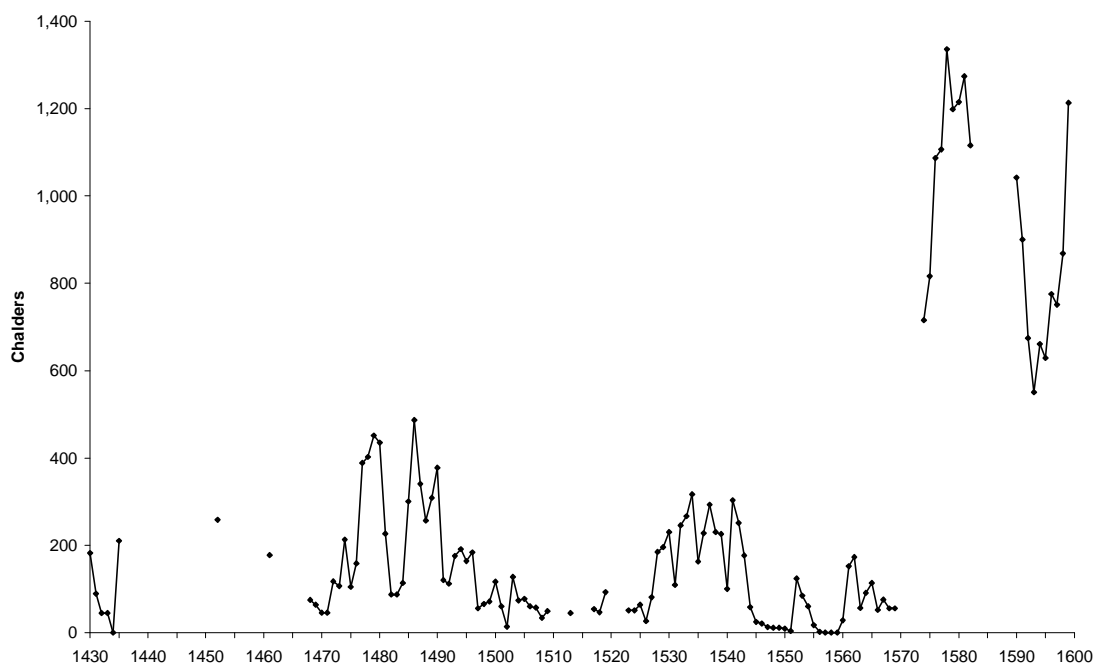
**A3/I-9b (vii): Oil Exports from Dumfries, 1507-1597**  
5% of Total Oil Graph



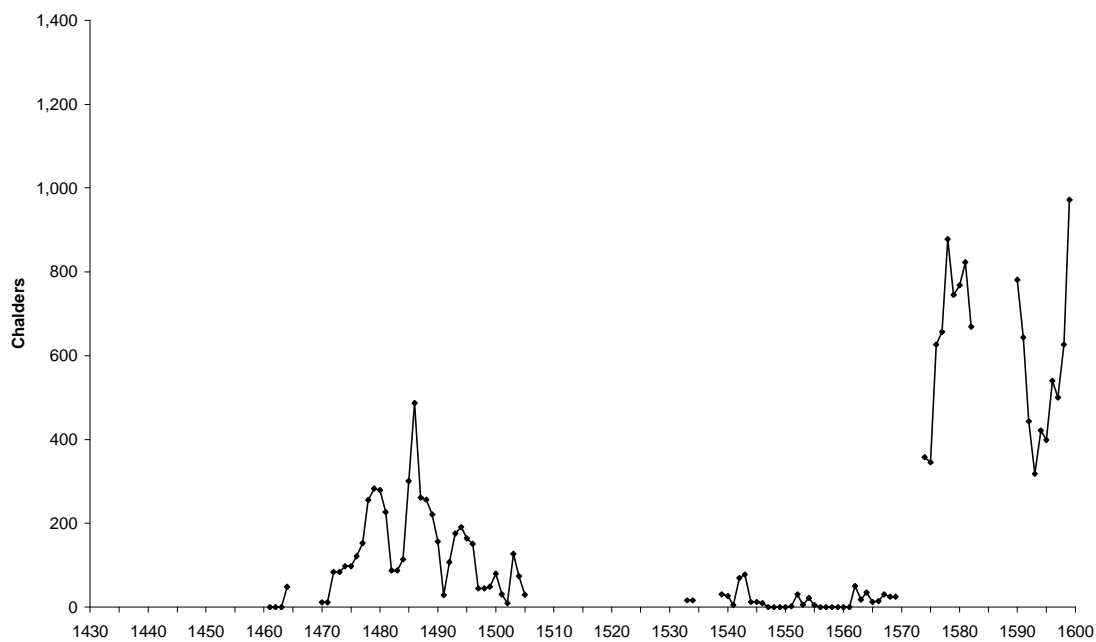
### A3/I-10: SALT EXPORT GRAPHS

A3/I-10 (i)	Scottish.....	691
A3/I-10 (ii)	North Forth.....	691
A3/I-10 (iii)	South Forth.....	692
A3/I-10 (iv)	Aberdeen, Dundee, and Montrose.....	692

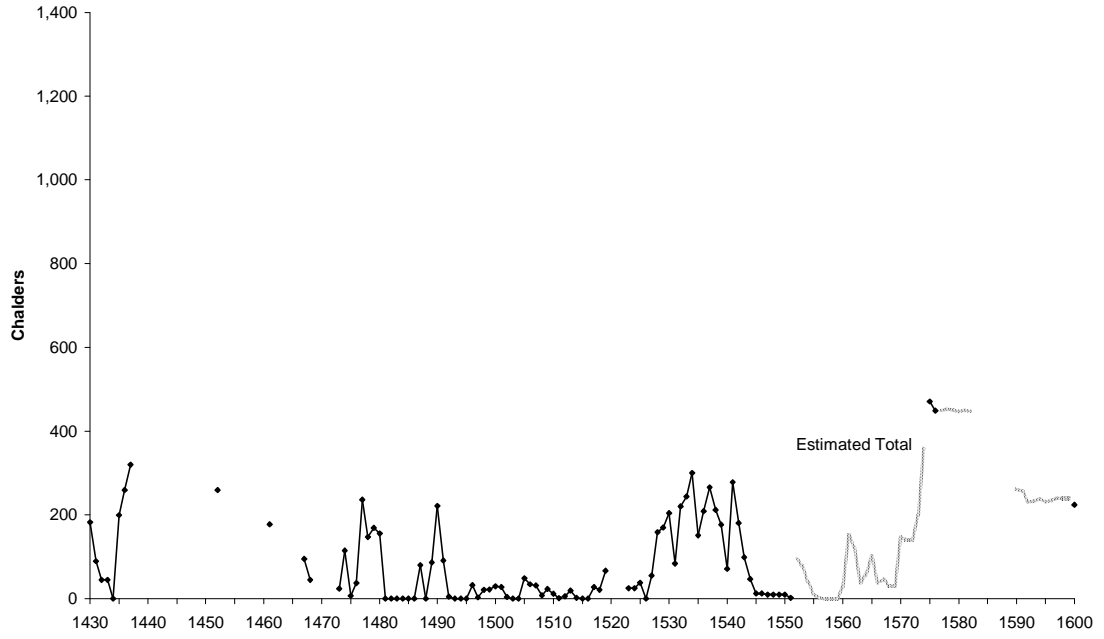
**A3/I-10 (i): Scottish Salt Exports, 1430-1599**



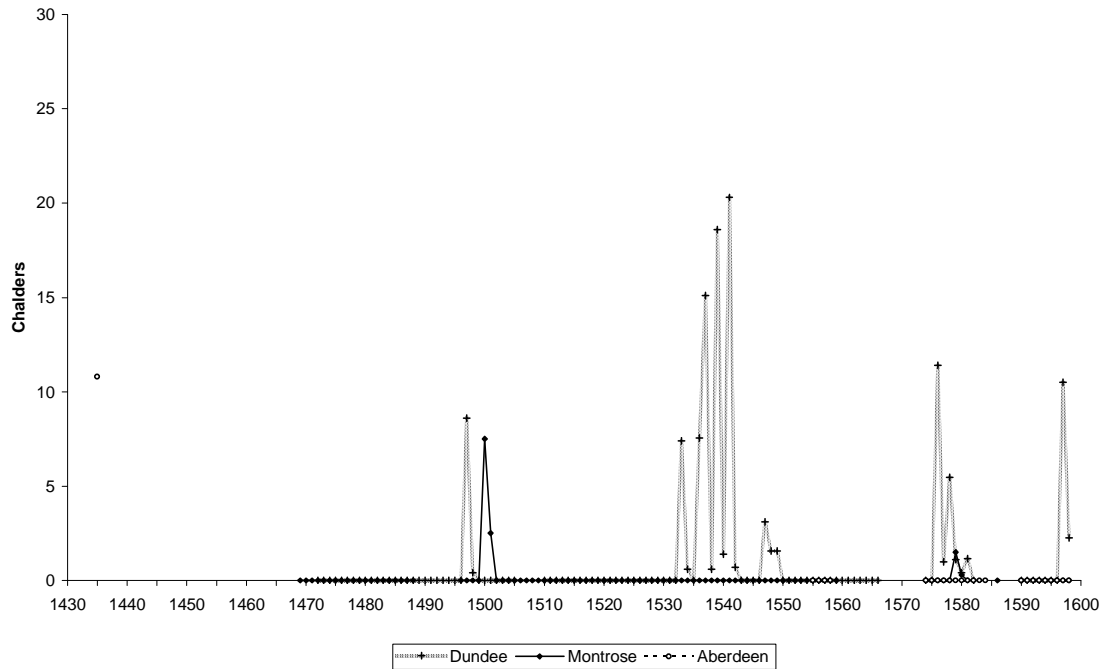
**A3/I-10 (ii): Salt Exports from the North Shore of the Forth, 1463-1599**  
Scale Equal to the Total Salt Graph



**A3/I-10 (iii): Salt Exports from the South Shore of the Forth, 1430-1600**  
 Scale Equal to the Total Salt Graph



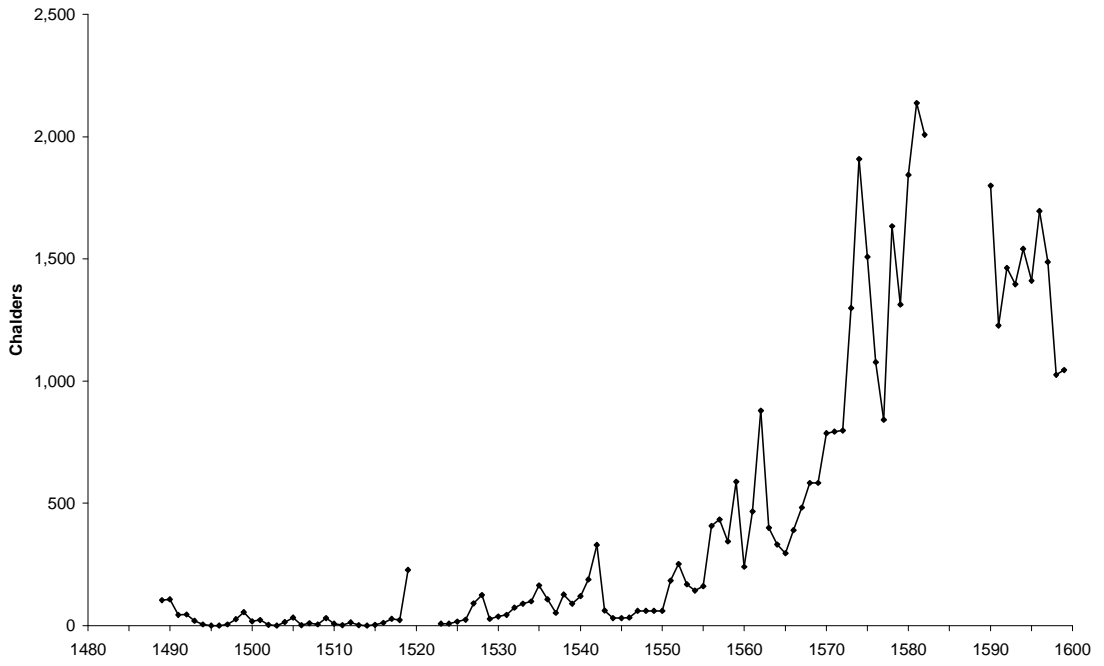
**A3/I-10 (iv): Salt Exports from Aberdeen, Dundee, and Montrose, 1430-1598**  
 2% of Total Salt Graph



### A3/I-11: COAL EXPORT GRAPHS

A3/I-11 (i)	Scottish.....	694
A3/I-11 (ii)	Edinburgh.....	694
A3/I-11 (iii)	West Fife.....	695
A3/I-11 (iv)	Clyde Ports.....	695
A3/I-11 (v)	Dundee.....	696
A3/I-11 (vi)	East Neuk of Fife.....	696
A3/I-11 (vii)	Solway Ports.....	697

**A3/I-11 (i): Scottish Coal Exports, 1489-1599**



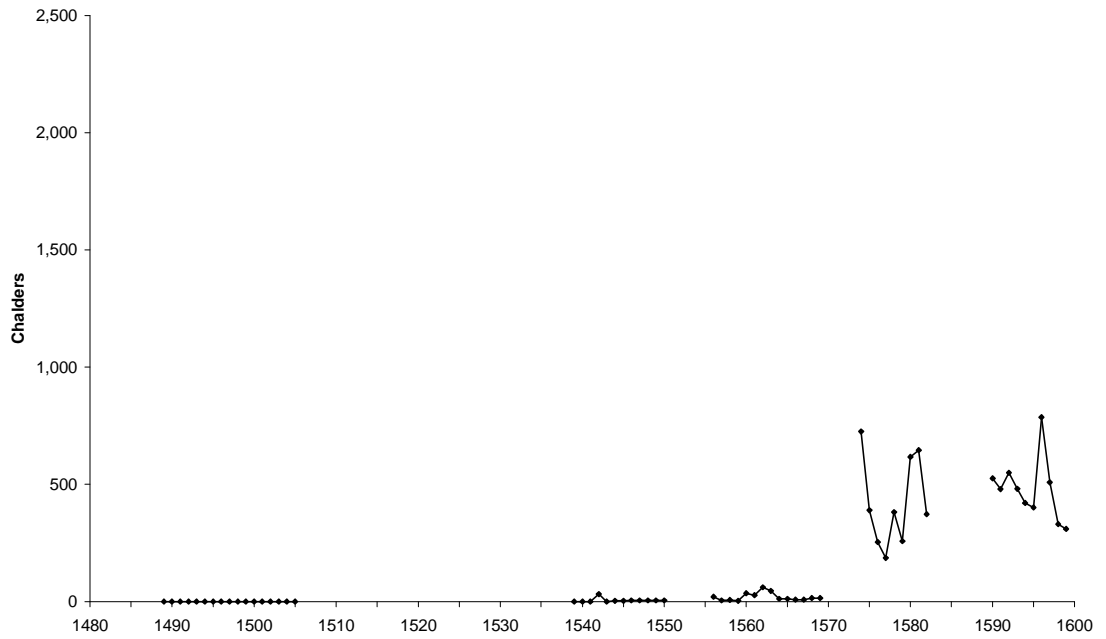
**A3/I-11 (ii): Coal Exports from Edinburgh, 1489-1598**

Scale Equal to Total Coal Graph





**A3/I-11 (iii): Coal Exports from West Fife, 1489-1599**  
Scale Equal to Total Coal Graph

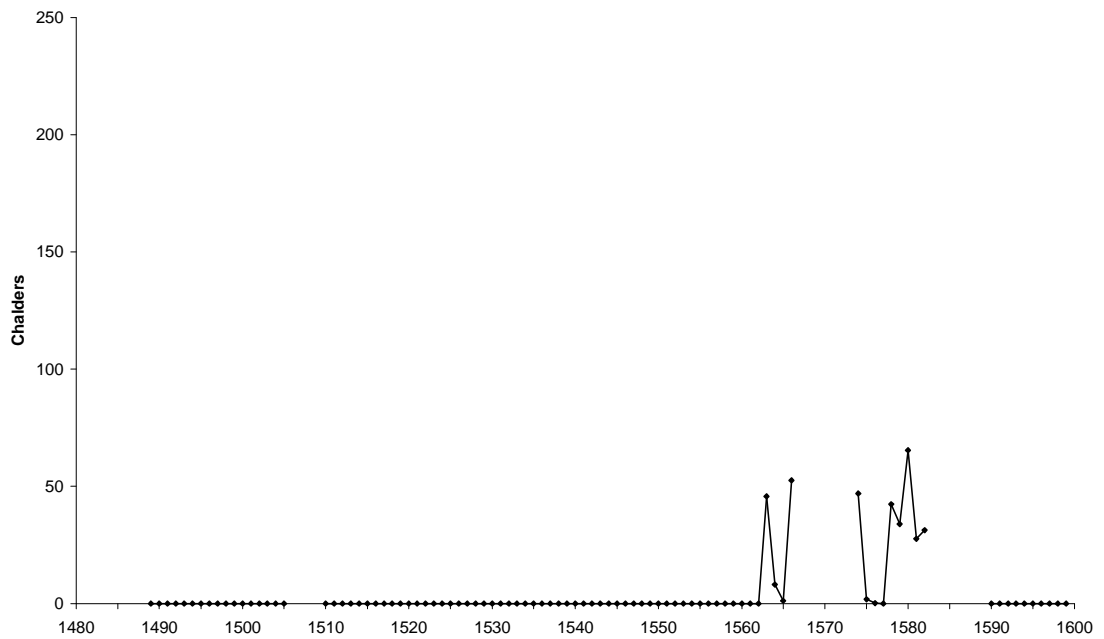


**A3/I-11 (iv): Coal Exports from the Clyde Ports, 1489-1598**  
10% of Total Coal Graph



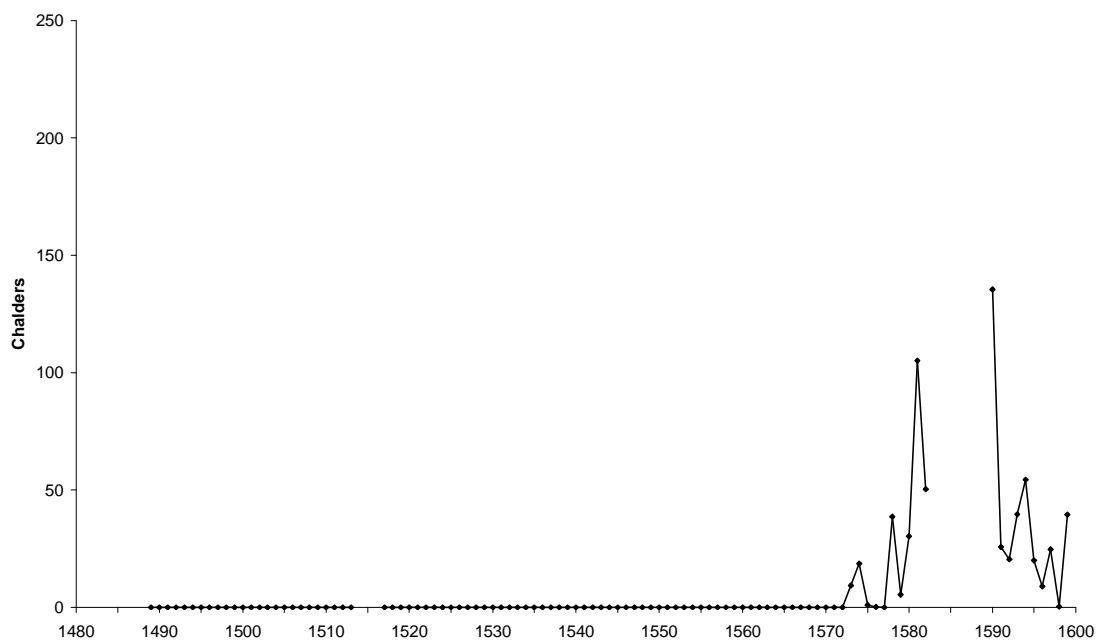
**A3/l-11 (v): Coal Exports from Dundee, 1489-1598**

10% of Total Coal Graph

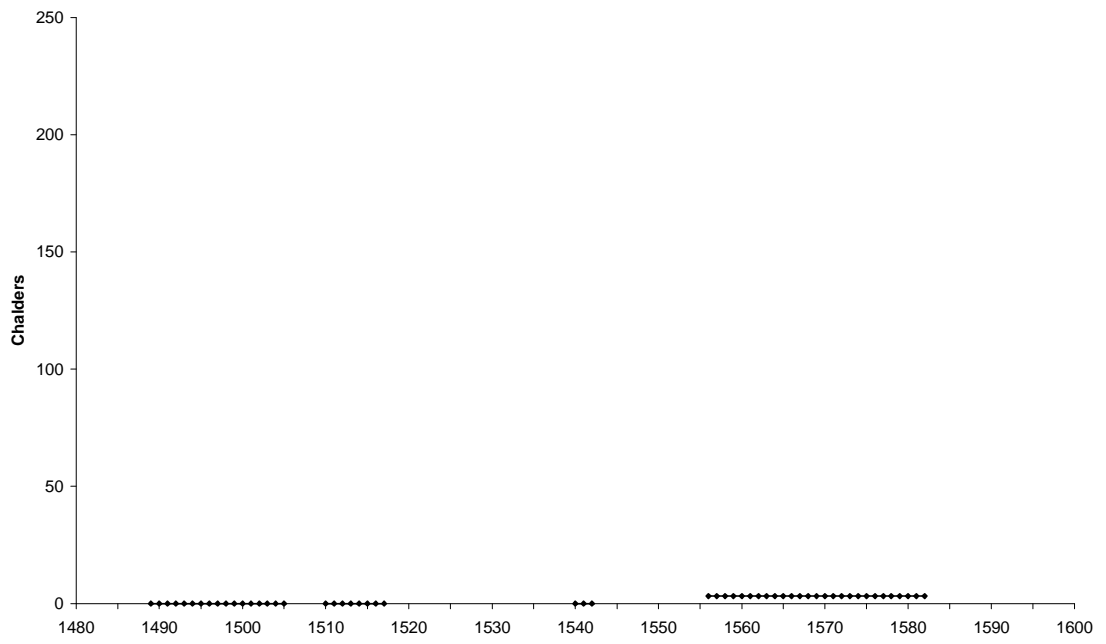


**A3/l-11 (vi): Coal Exports from the East Neuk of Fife, 1489-1599**

10% of Total Coal Graph



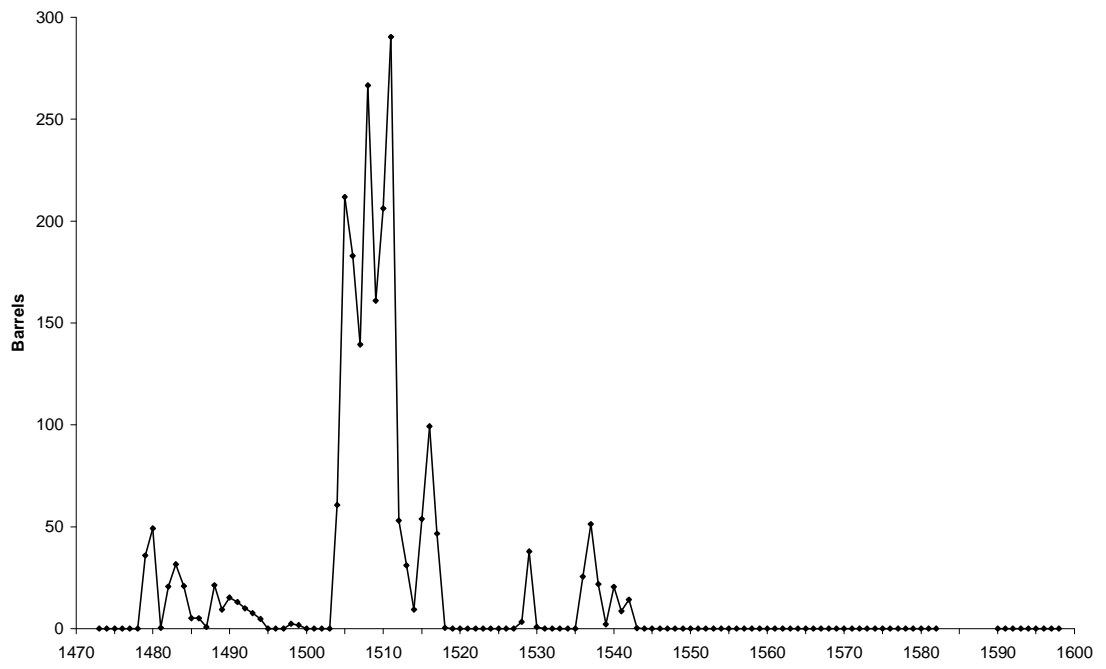
**A3/I-11b (vii): Coal Exports from the Solway Ports, 1489-1582**  
10% of Total Coal Graph



### **A3/I-12: TALLOW EXPORT GRAPHS**

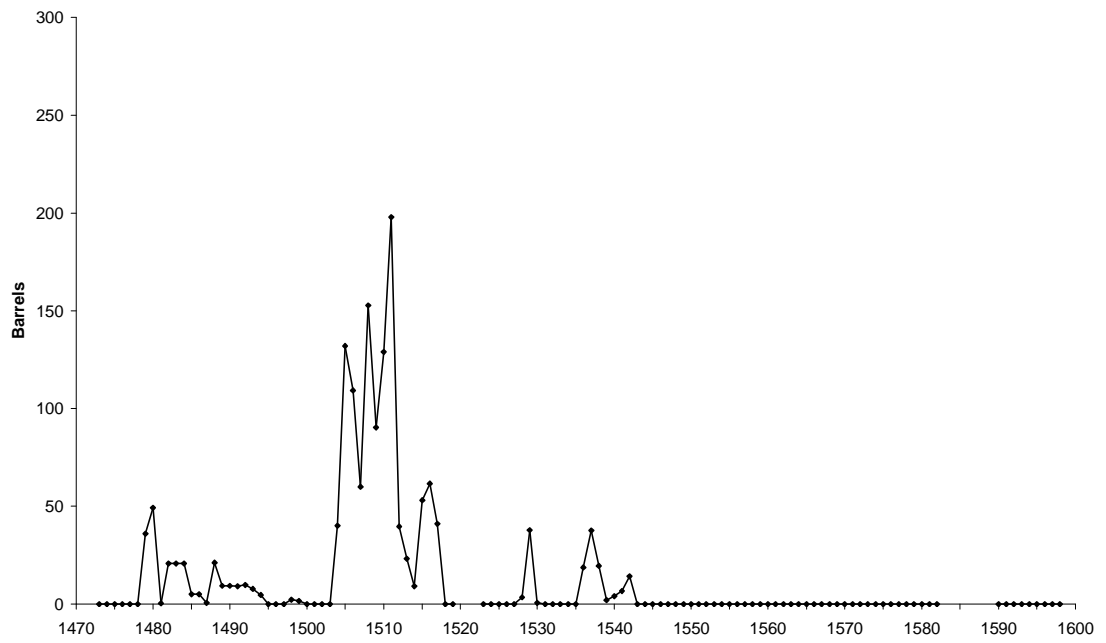
A3/I-12 (i)	Scottish.....	699
A3/I-12 (ii)	Edinburgh.....	699
A3/I-12 (iii)	Arbroath and Montrose .....	700
A3/I-12 (iv)	Clyde Ports .....	700
A3/I-12 (v)	Dundee and Perth .....	701
A3/I-12 (vi)	Linlithgow, Stirling, and West Fife.....	701

**A3/I-12 (i): Scottish Tallow Exports, 1473-1598**



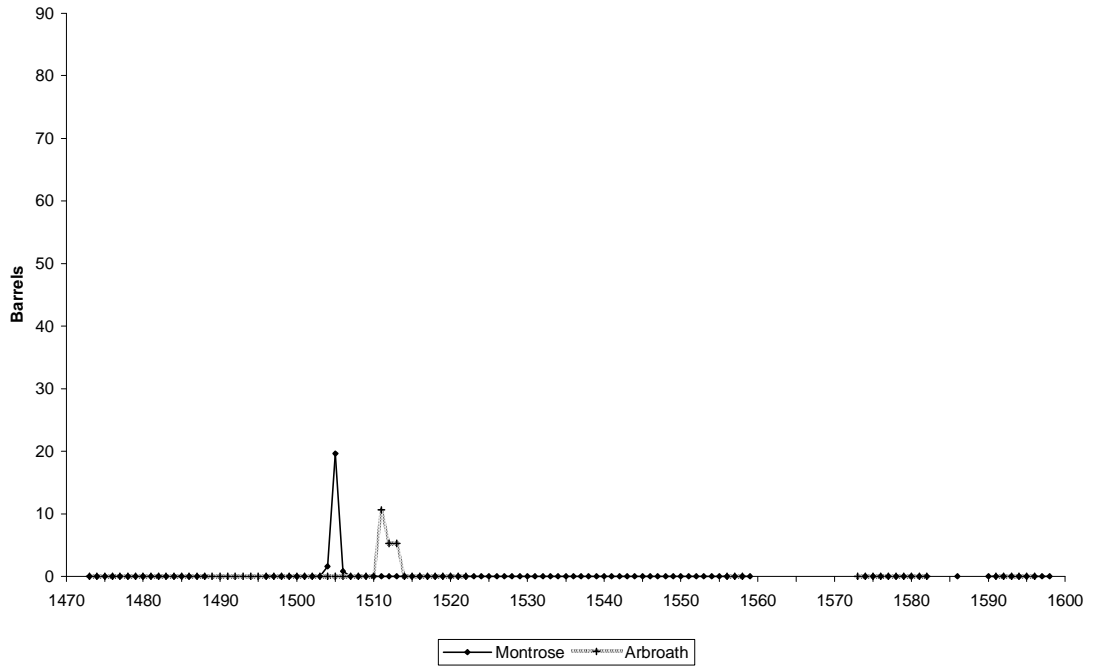
**A3/I-12 (ii): Tallow Exports from Edinburgh, 1473-1598**

Scale Equal to Total Tallow Graph



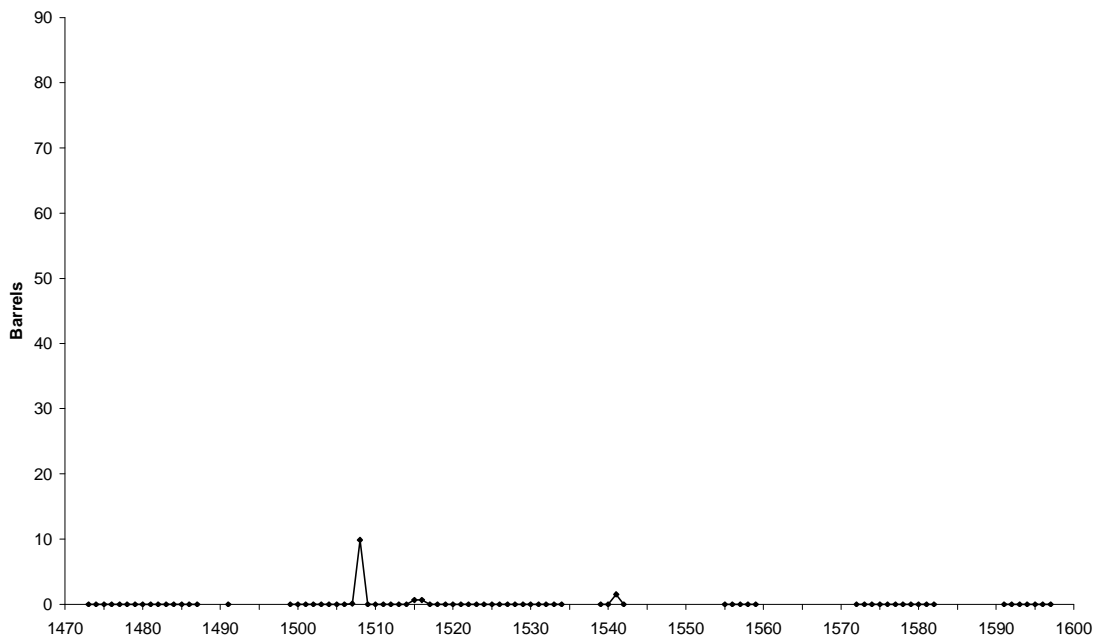
**A3/I-12 (iii): Tallow Exports from Arbroath and Montrose, 1473-1598**

30% of Total Tallow Graph



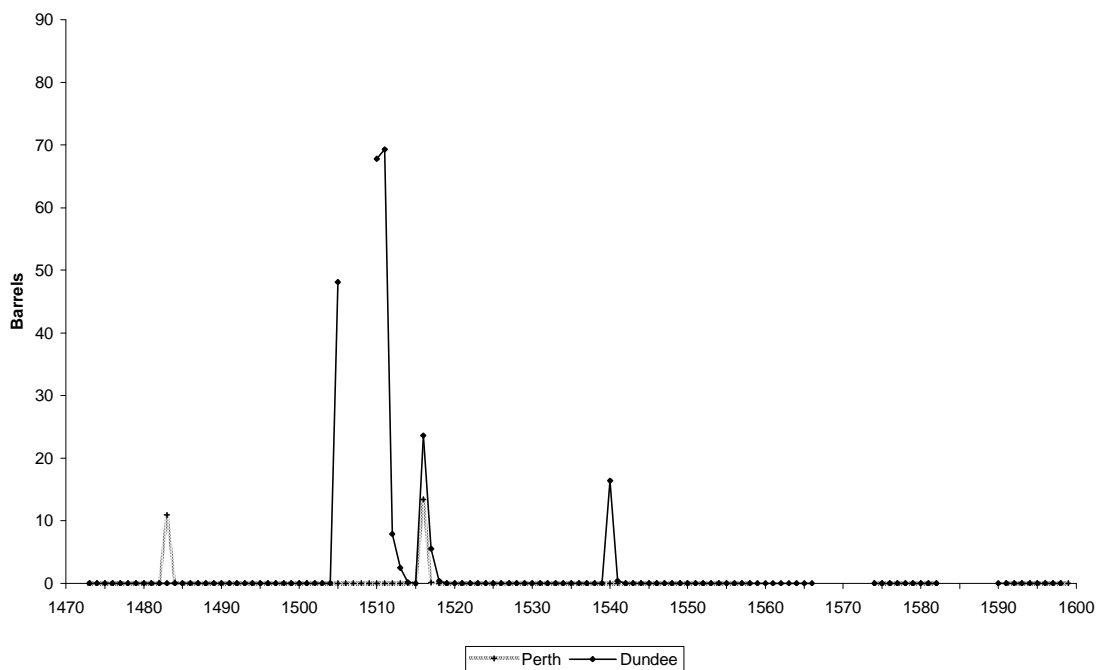
**A3/I-12 (iv): Tallow Exports from the Clyde Ports, 1473-1597**

30% of Total Tallow Graph



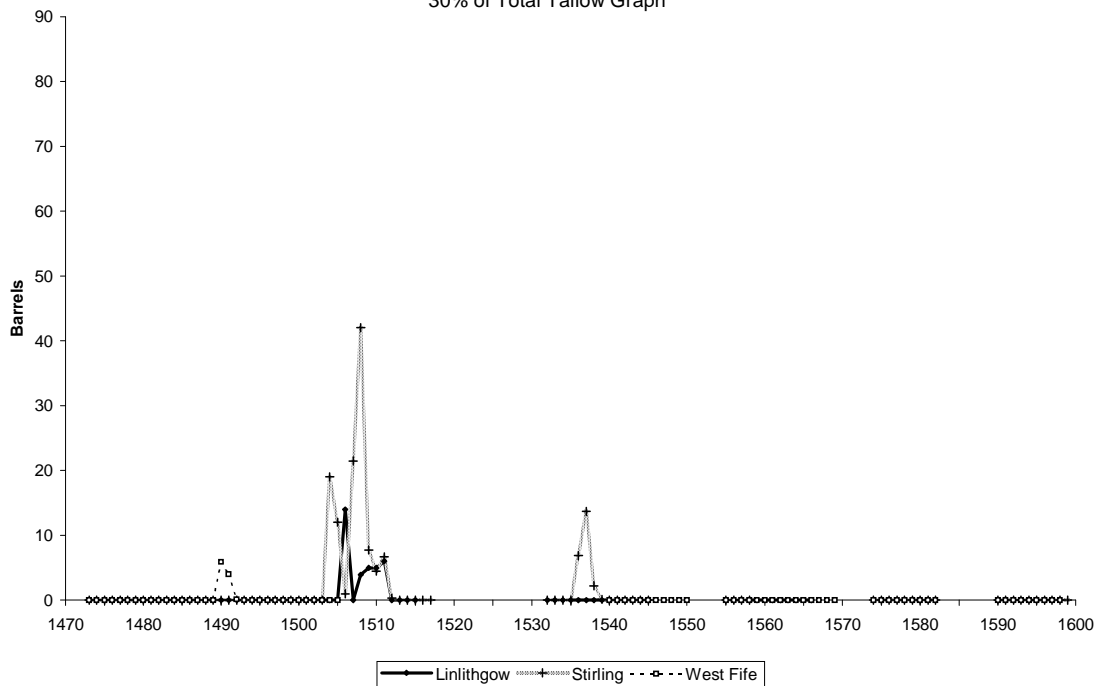
**A3/I-12 (v): Tallow Exports from Dundee and Perth, 1473-1598**

Y-axis= 30% of Total Tallow Customs



**A3/I-12 (vi): Tallow Exports from Linlithgow, Stirling, and West Fife, 1473-1598**

30% of Total Tallow Graph

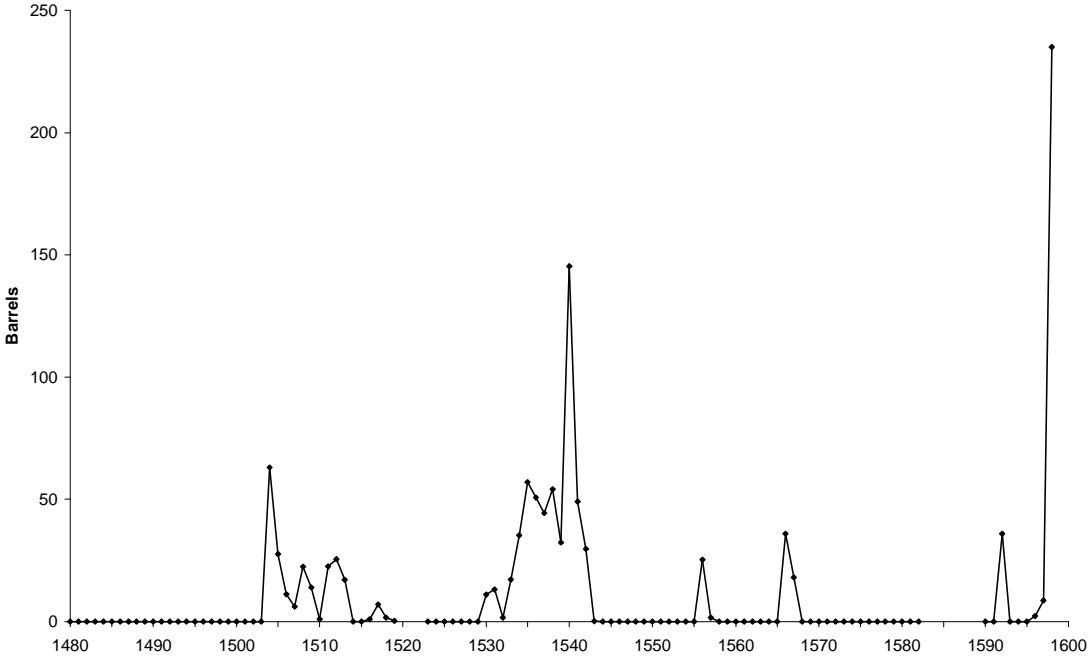


### **A3/I-13: FLESH EXPORT GRAPHS**

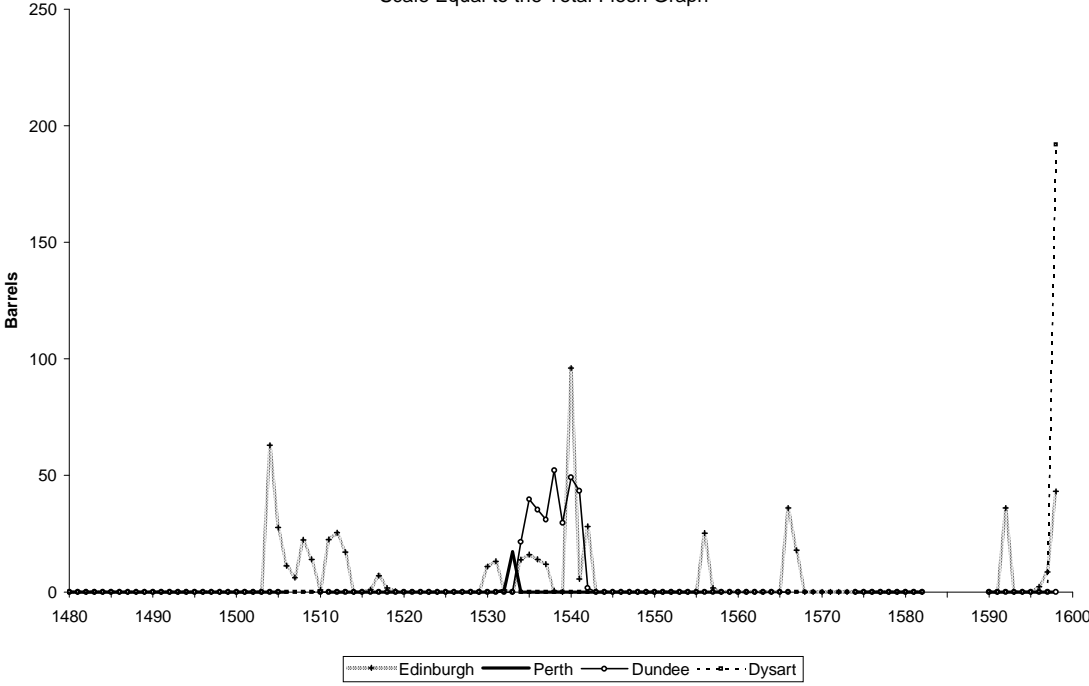
A3/I-13 (i)	Scottish.....	703
A3/I-13 (ii)	Edinburgh, Dysart, Perth, and Dundee.....	703



**A3/I-13 (i): Scottish Flesh Exports, 1480-1598**



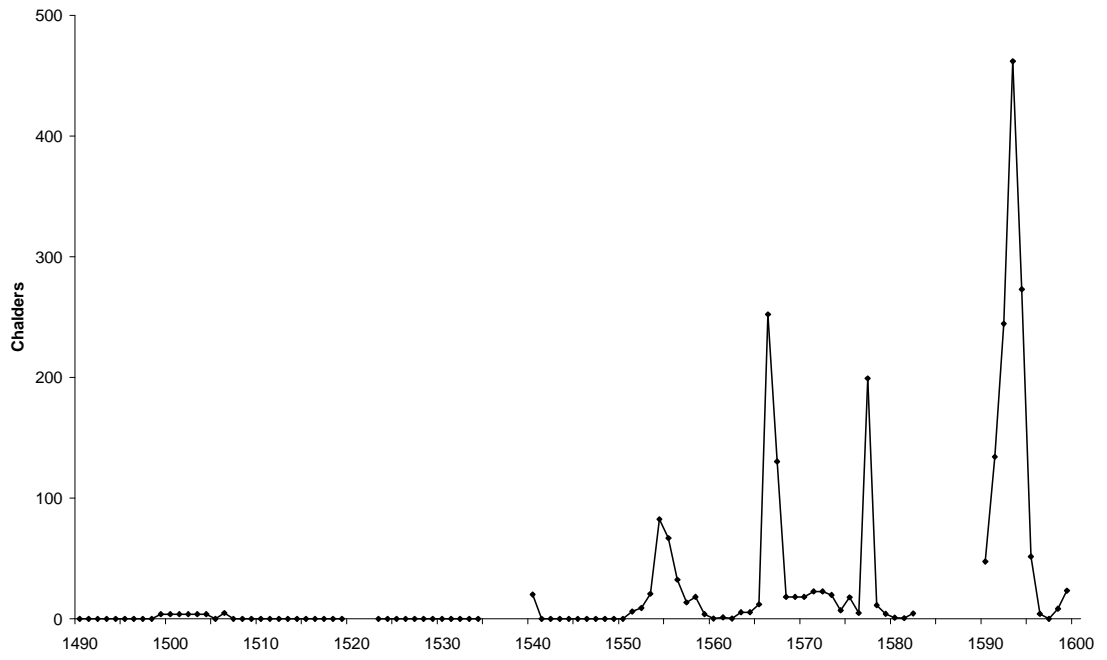
**A3/I-13 (ii): Flesh Exports from Edinburgh, Dysart, Perth, and Dundee, 1480-1598**  
 Scale Equal to the Total Flesh Graph



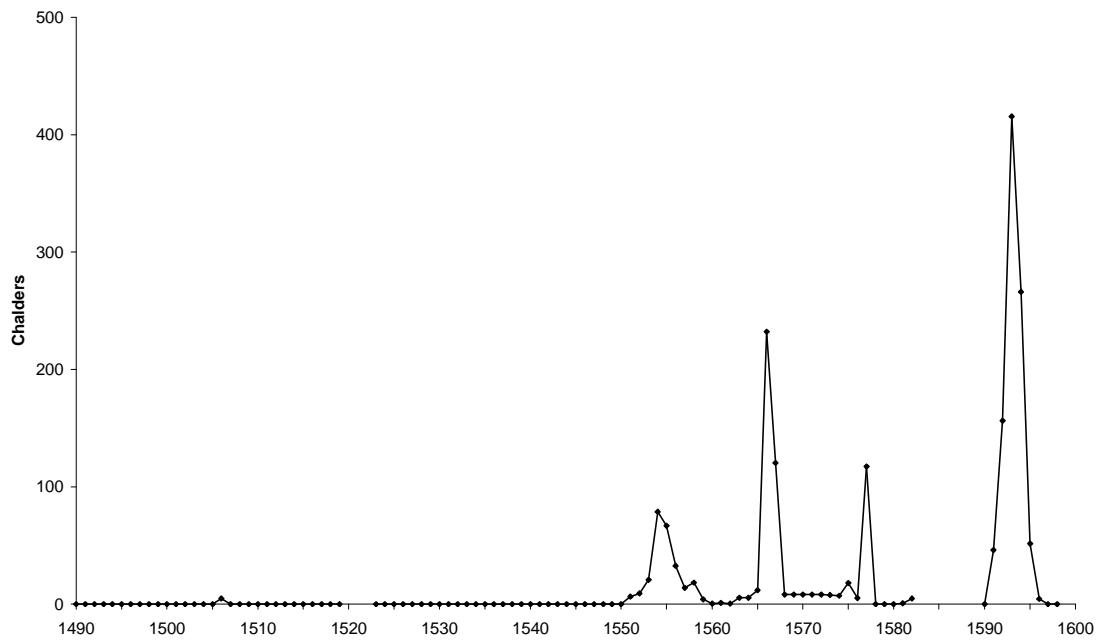
### **A3/I-14: CORN EXPORT GRAPHS**

A3/I-14 (i)	Scottish.....	705
A3/I-14 (ii)	Edinburgh.....	705
A3/I-14 (iii)	Dundee, Montrose, Aberdeen.....	706
A3/I-14 (iv)	East Lothian and Fife .....	706

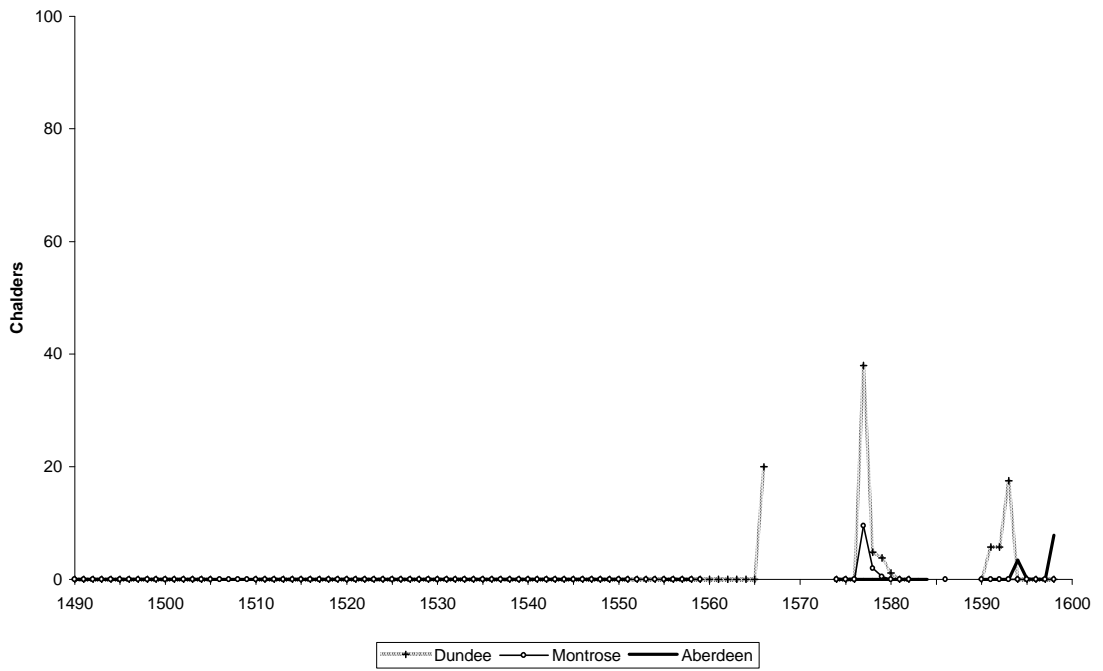
**A3/I-14 (i): Scottish Corn Exports, 1490-1599**



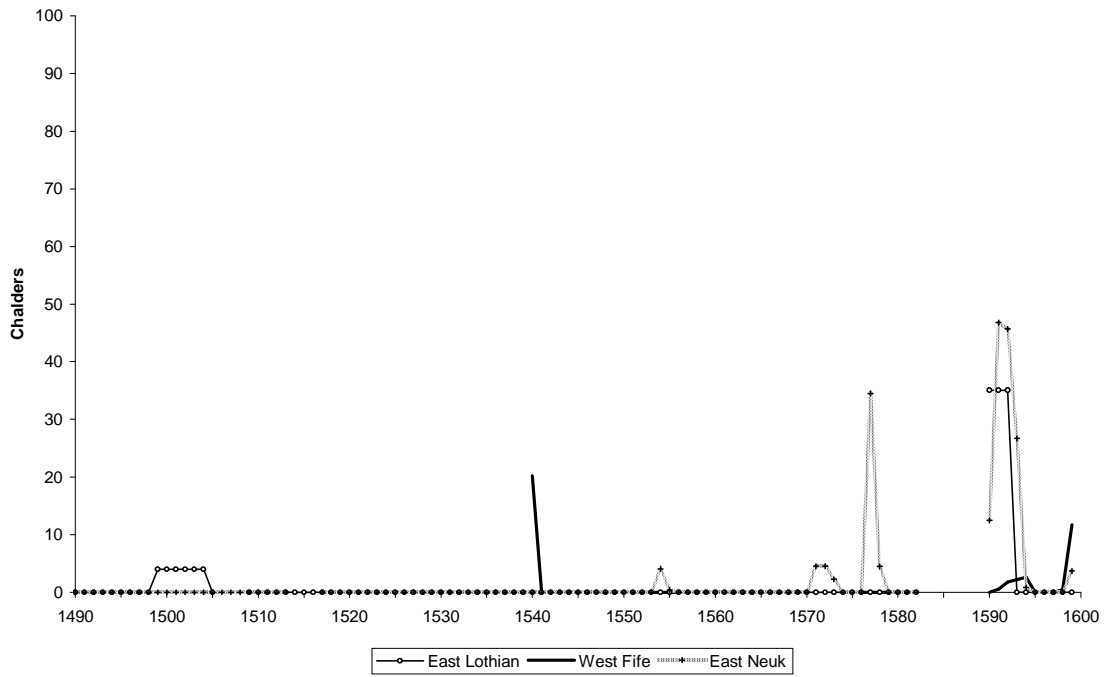
**A3/I-14 (ii): Corn Exports from Edinburgh, 1490- 1598**  
Scale Equal to Total Corn Graph



**A3/I-14 (iii): Corn Exports from Dundee, Montrose, and Aberdeen, 1490-1598**  
 20% of Total Corn Graph



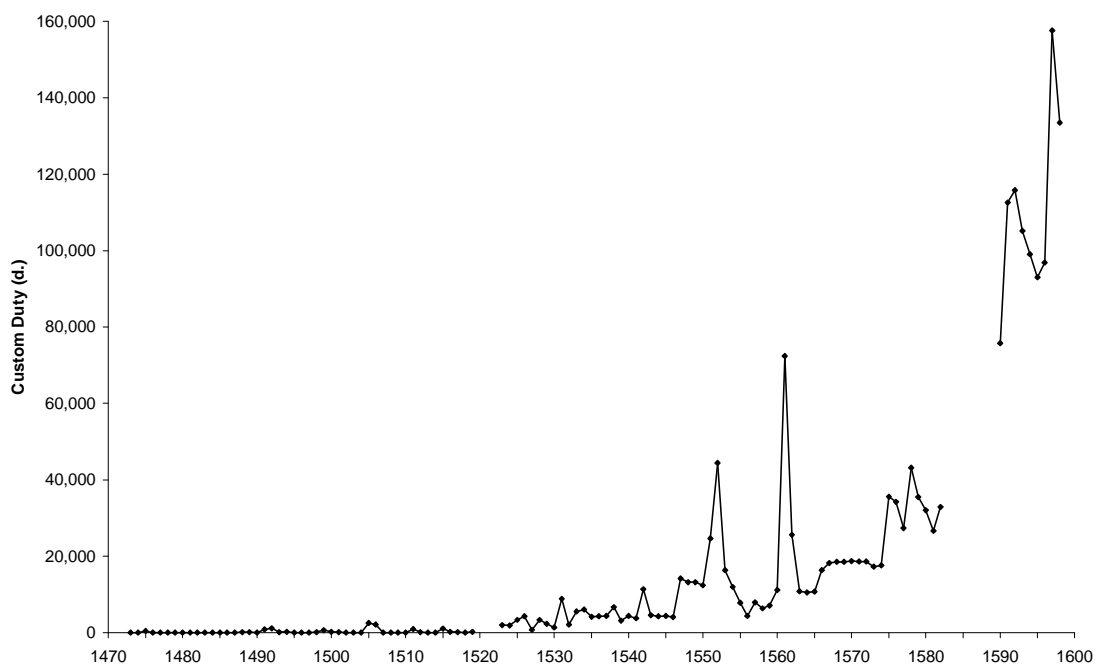
**A3/I-14 (iv): Corn Exports from East Lothian and Fife, 1490-1599**  
 20% of Total Corn Graph



### A3/I-15: RE-EXPORT EXPORT GRAPHS

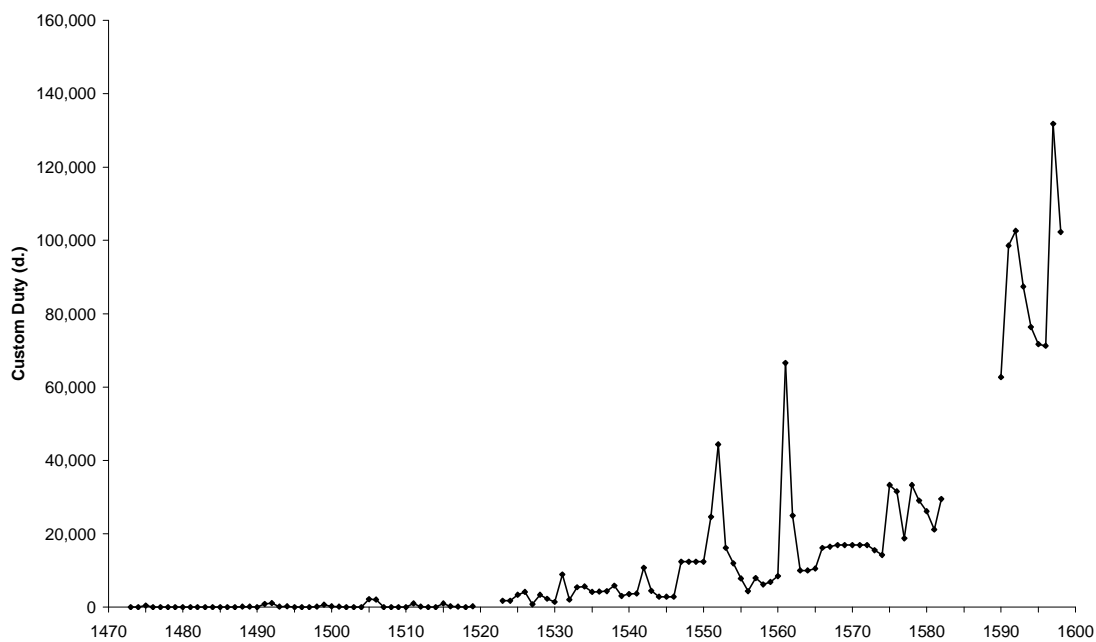
A3/I-15 (i)	Scottish.....	708
A3/I-15 (ii)	Edinburgh.....	708
A3/I-15 (iii)	Dundee .....	709
A3/I-15 (iv)	East Neuk of Fife.....	709
A3/I-15 (v)	West Fife .....	710
A3/I-15 (vi)	Clyde Ports .....	710
A3/I-15 (vii)	East Lothian, Linlithgow, and Stirling .....	711
A3/I-15 (viii)	Montrose .....	711
A3/I-15 (ix)	Perth .....	712
A3/I-15 (x)	Cupar and St Andrews.....	712
A3/I-15 (xi)	Dumfries.....	713

**A3/I-15 (i): Scottish Re-exports, 1473-1598**

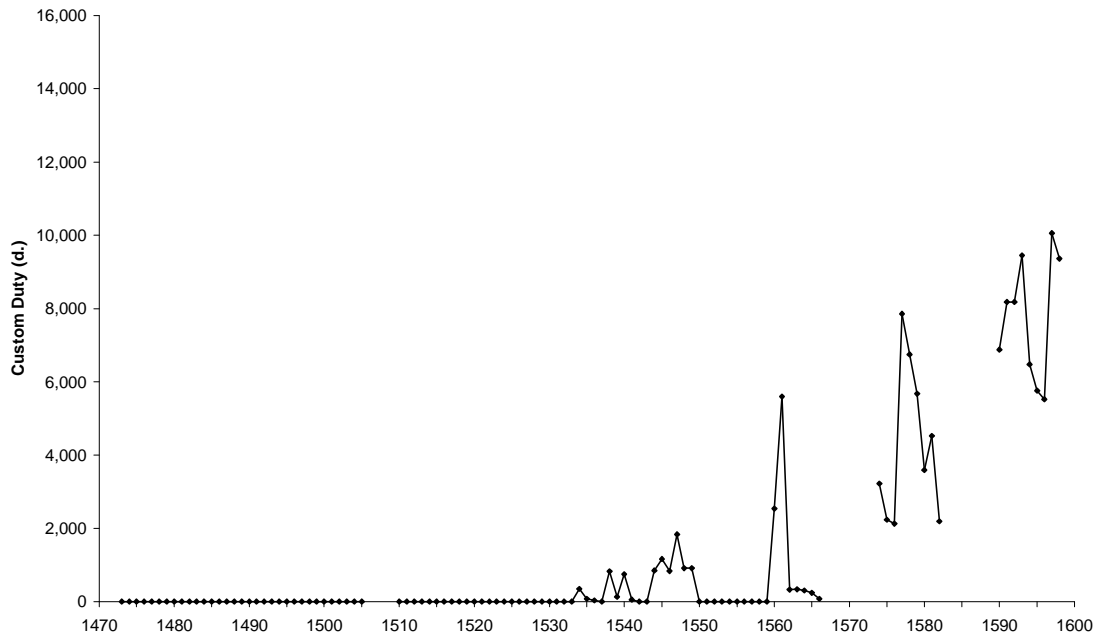


**A3/I-15 (ii): Re-exports from Edinburgh, 1473-1598**

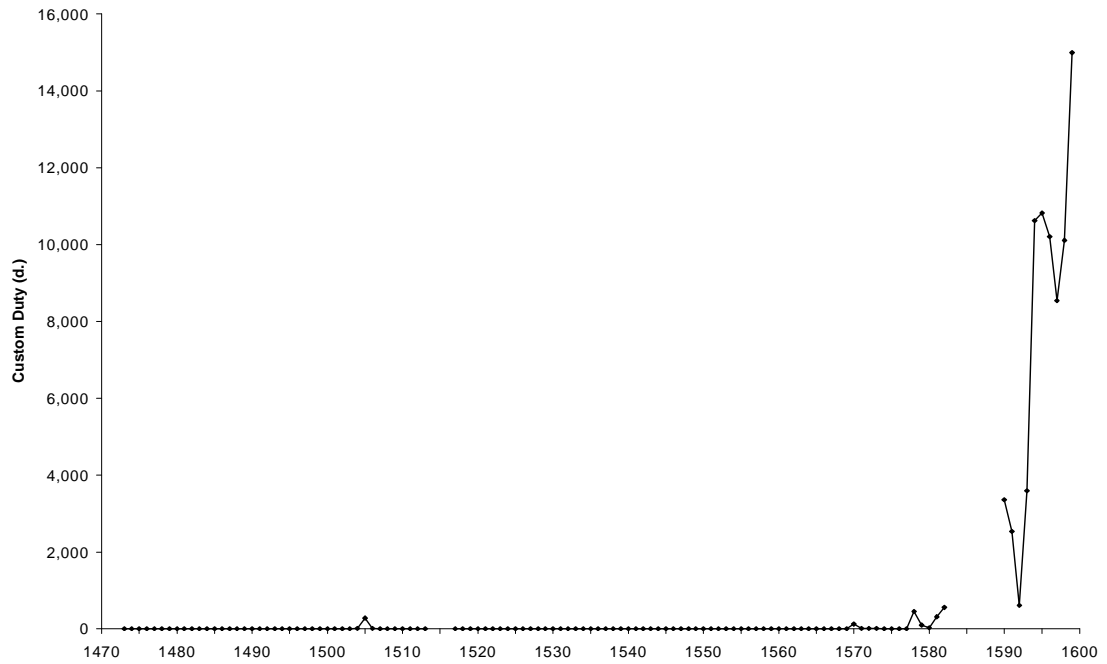
Scale Equal to the Total Re-export Graph



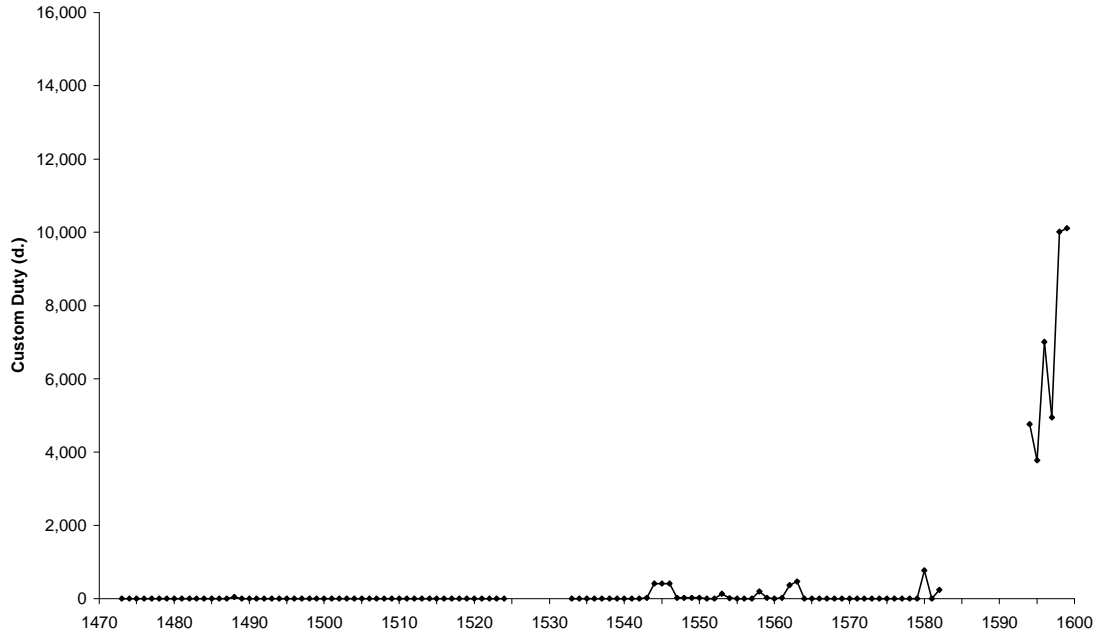
**A3/l-15 (iii): Re-exports from Dundee, 1473-1598**  
10% of Total Re-export Graph



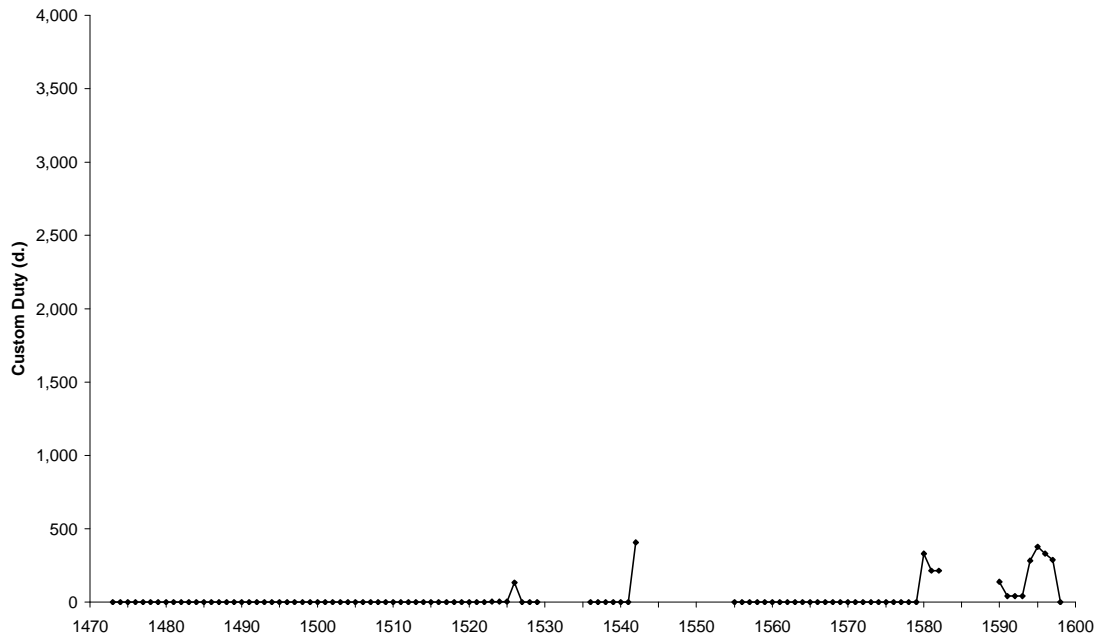
**A3/l-15 (iv): Re-exports from the East Neuk of Fife, 1473-1599**  
10% of Total Re-export Graph



**A3/I-15 (v): Re-exports from West Fife, 1473-1599**  
10% of Total Re-export Graph

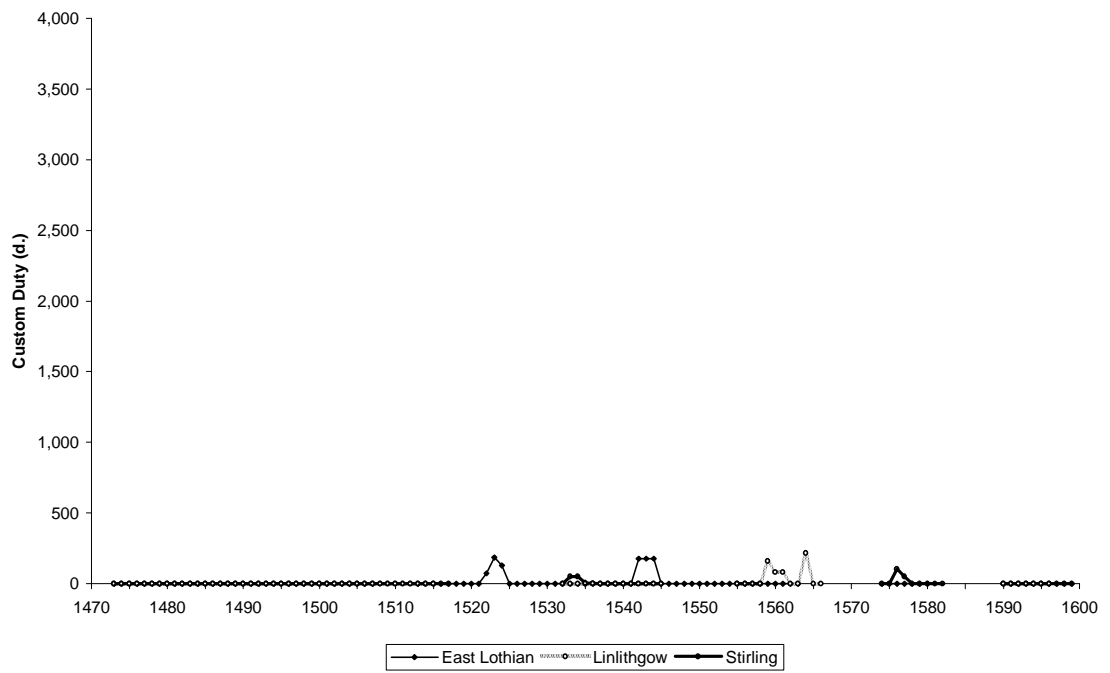


**A3/I-15 (vi): Re-exports from the Clyde Ports, 1473-1598**  
2.5% of Total Re-export Graph

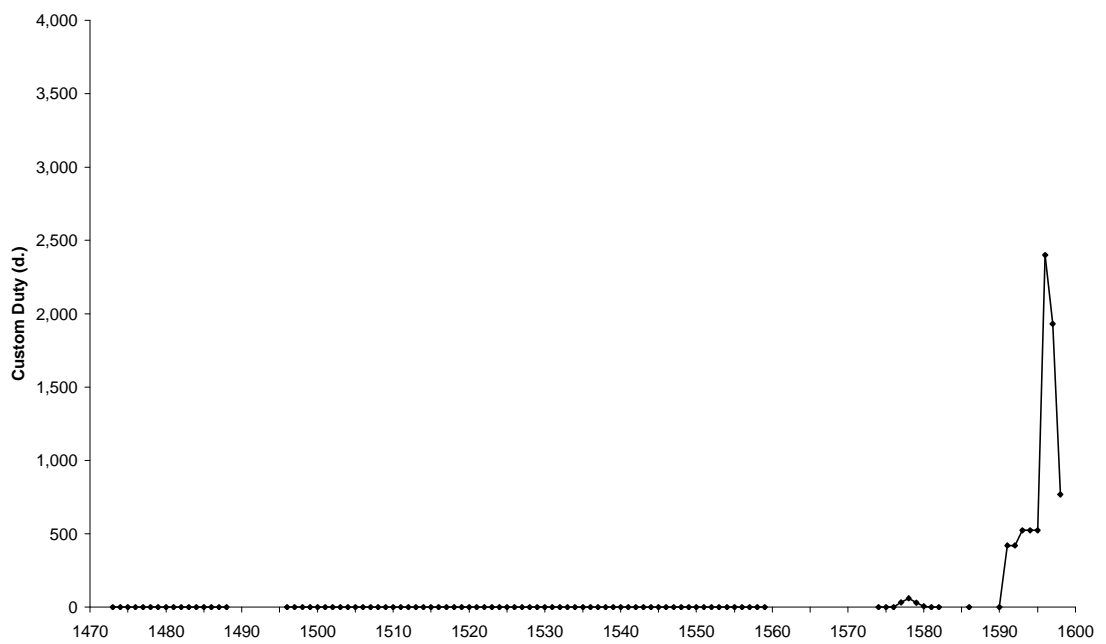




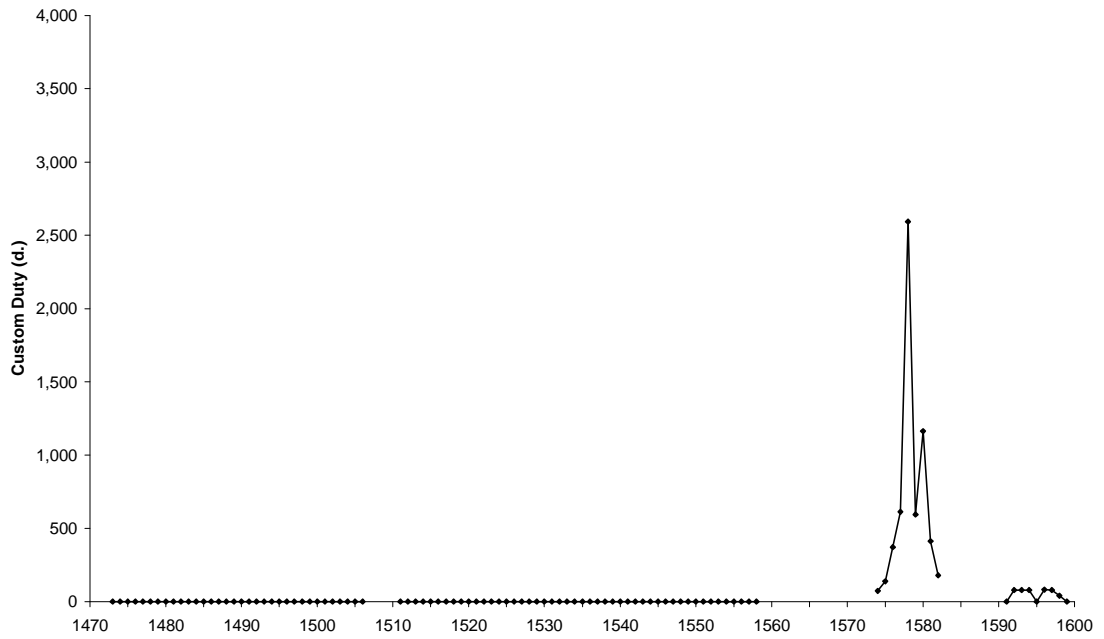
**A3/I-15 (vii): Re-exports from East Lothian, Linlithgow, and Stirling, 1473-1599**  
 2.5% of Total Re-export Graph



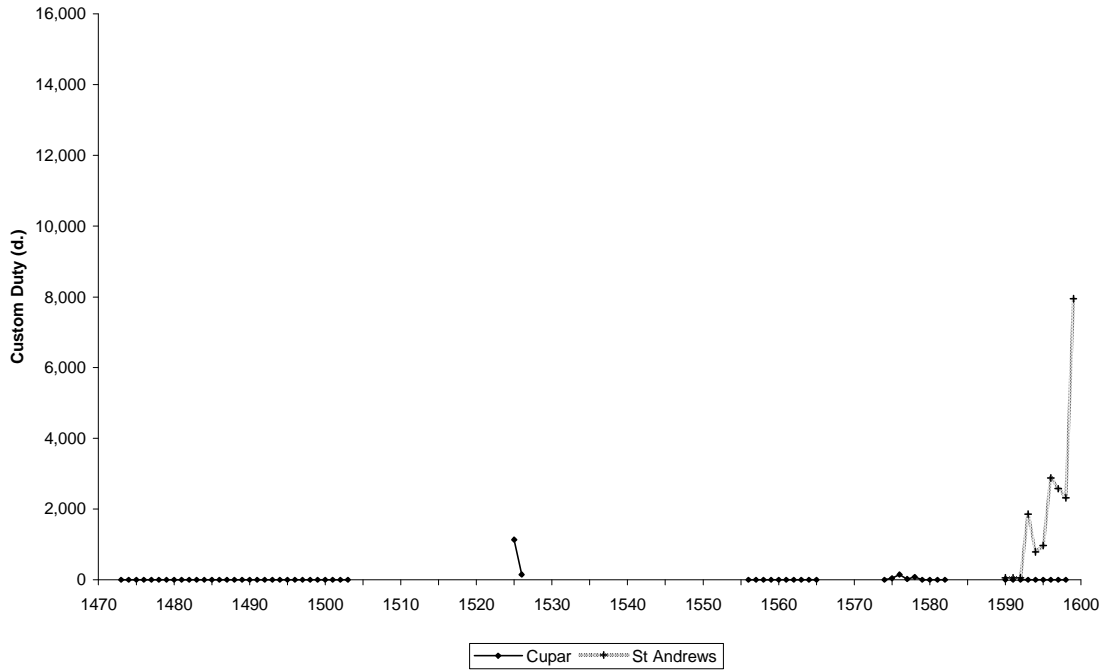
**A3/I-15 (viii): Re-exports from Montrose, 1473-1598**  
 2.5% of Total Re-export Graph



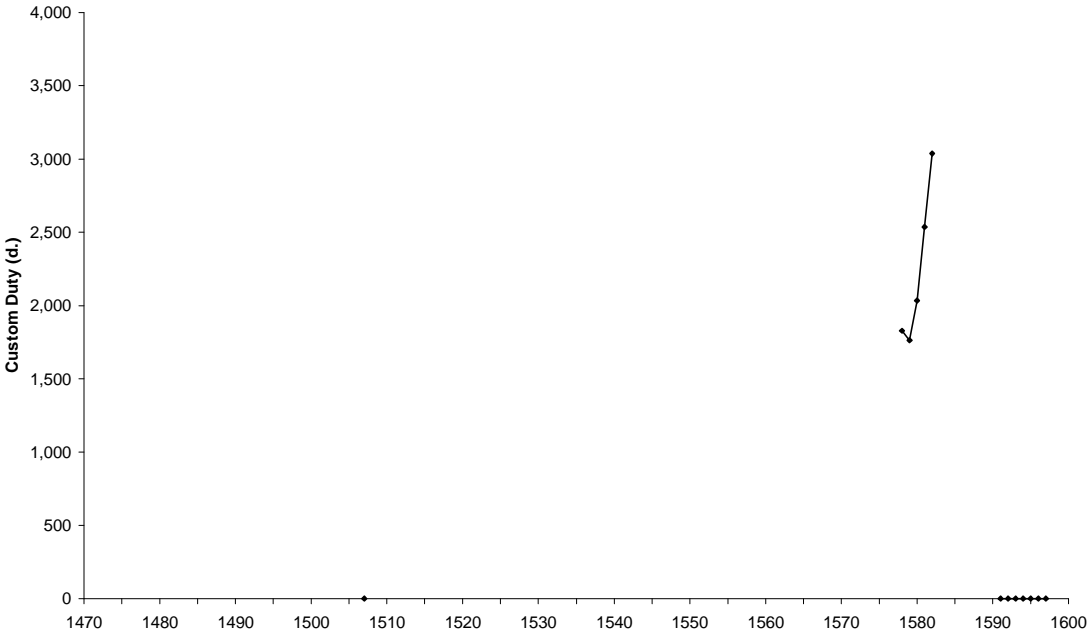
**A3/I-15 (ix): Re-exports from Perth, 1473-1599**  
2.5% of Total Re-export Graph



**A3/I-15b (x): Re-exports from Cupar and St Andrews, 1473-1599**  
10% of Total Re-export Graph



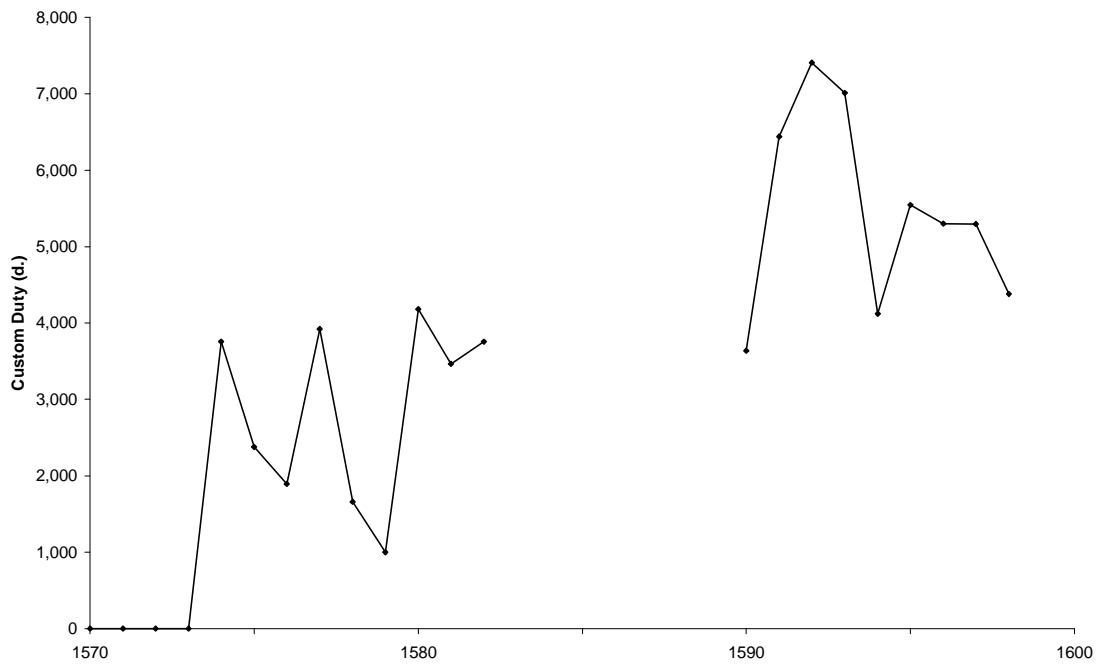
**A3/l-15b (xi): Re-exports from Dumfries, 1473-1598**  
2.5% of Total Re-export Graph



### **A3/I-16: STULLING CUSTOM GRAPHS**

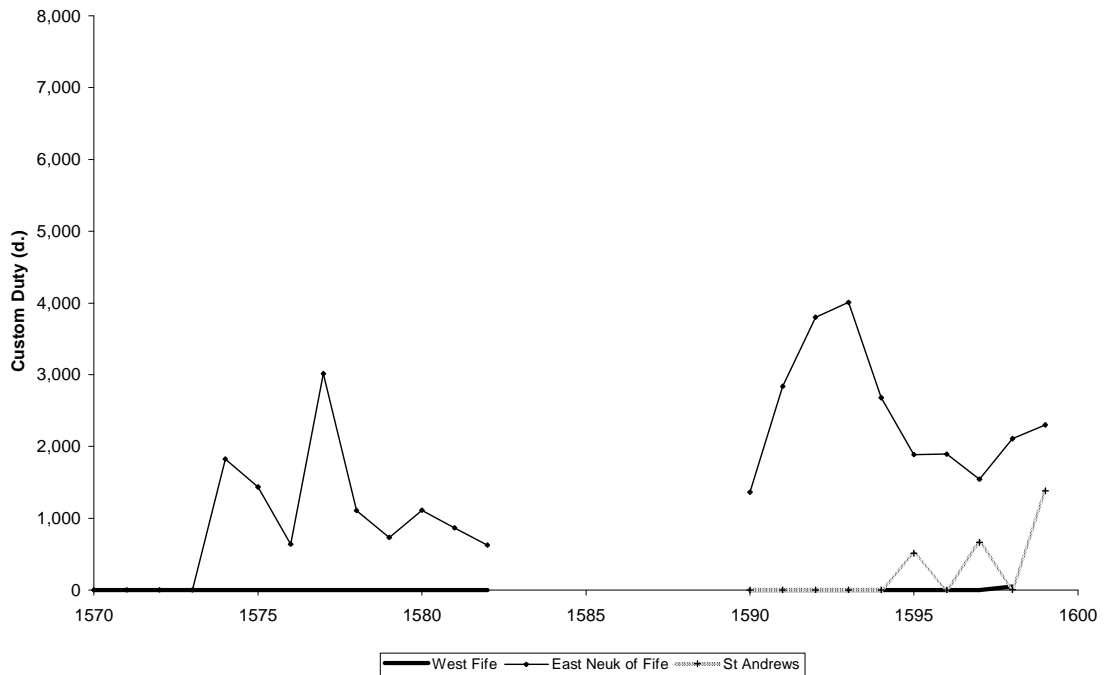
A3/I-16 (i)	Total Stulling Customs.....	715
A3/I-16 (ii)	Fife .....	715
A3/I-16 (iii)	Tayside .....	716

**A3/I-17 (i): Total Stulling Customs, 1570-99**



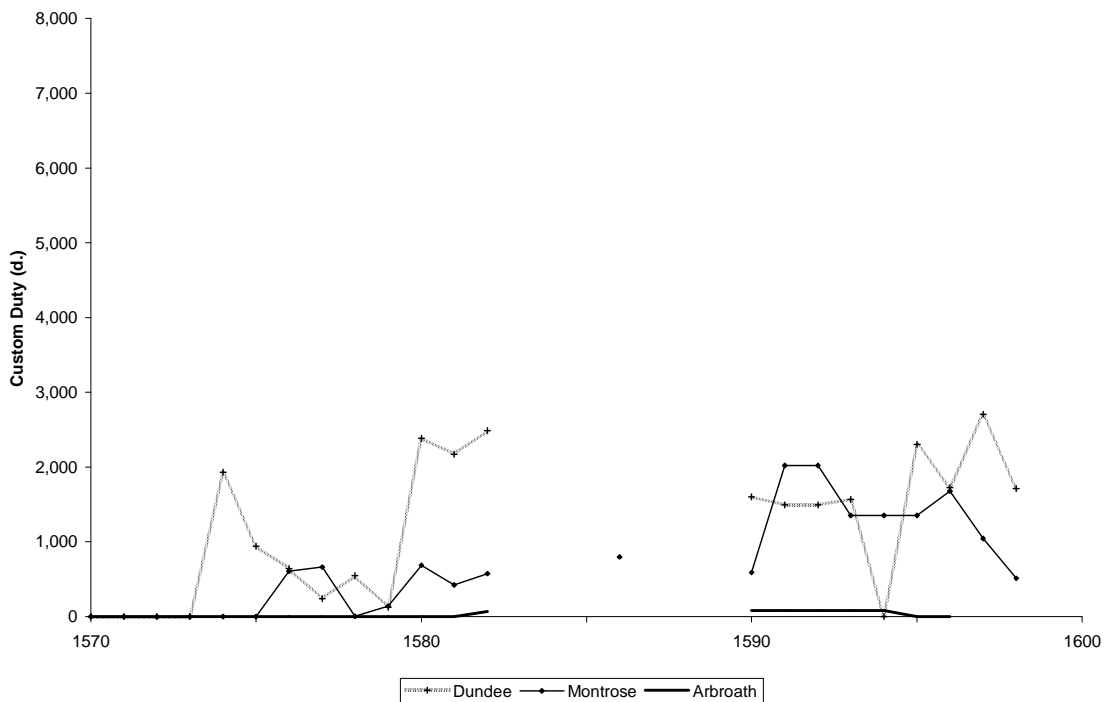
**A3/I-16 (ii): Stulling Customs from Fife, 1570-99**

Scale Equal to the Total Stulling Graph



### A3/I-16 (iii): Stalling Customs from Tayside, 1570-99

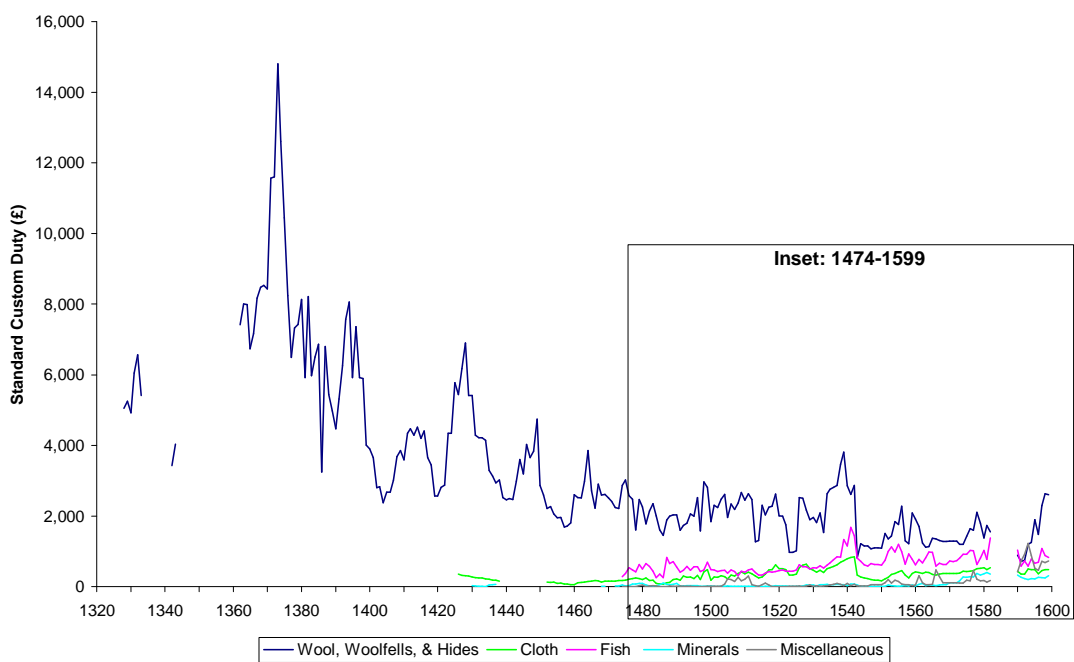
Scale Equal to the Total Stalling Graph



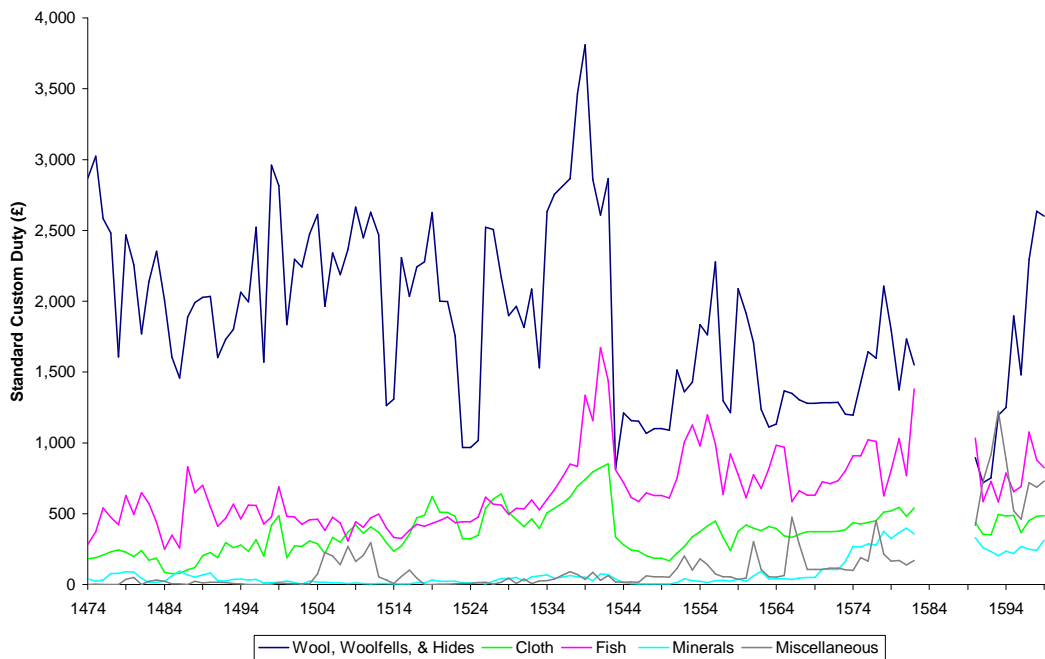
### **A3/II: SCOTTISH EXPORT GRAPHS**

A3/II-1	Scottish Exports, 1328-1599 .....	718
A3/II-2	Scottish Wool, Woolfell, and Hide Exports, 1328-1598.....	718
A3/II-3	Scottish Fish Exports, 1474-1599.....	719
A3/II-4	Scottish Mineral Exports, 1430-1599.....	719
A3/II-5	Miscellaneous Scottish Exports, 1474-1599 .....	720

### A3/II-1: Scottish Exports, 1328-1599



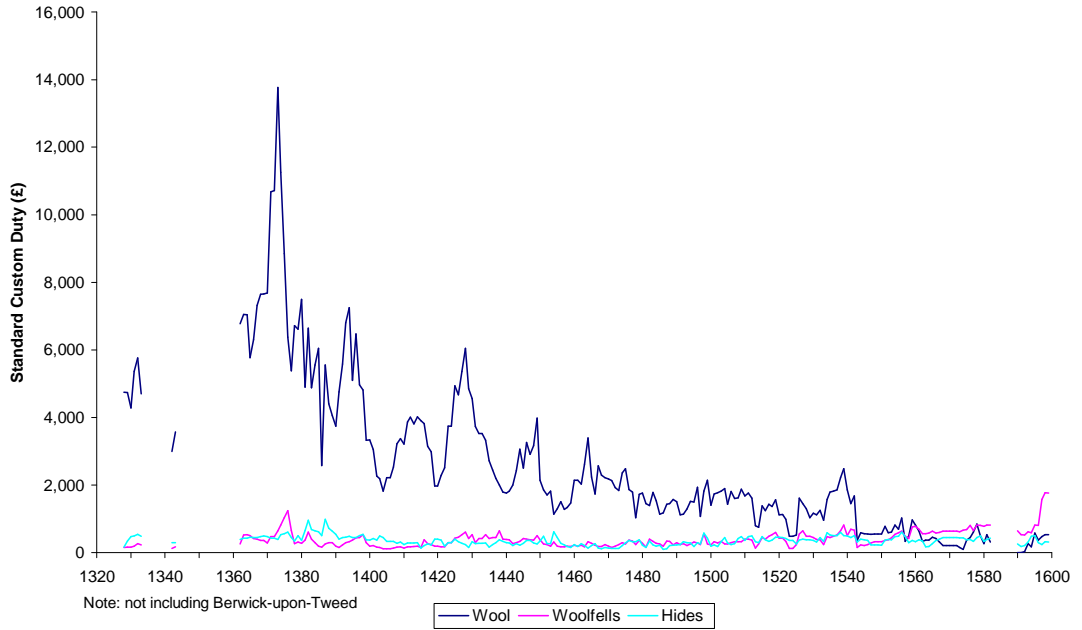
### Inset: Scottish Exports, 1474-1599





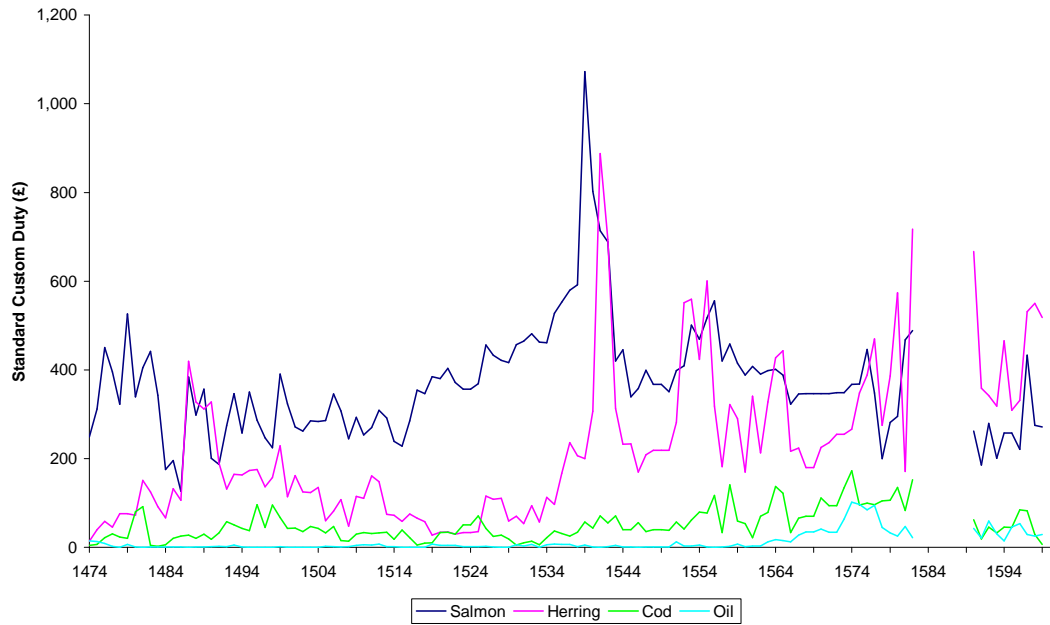
### A3/II-2: Scottish Wool, Woolfell, and Hide Exports, 1328-1598

Scale Equal to Total Scottish Export Graph



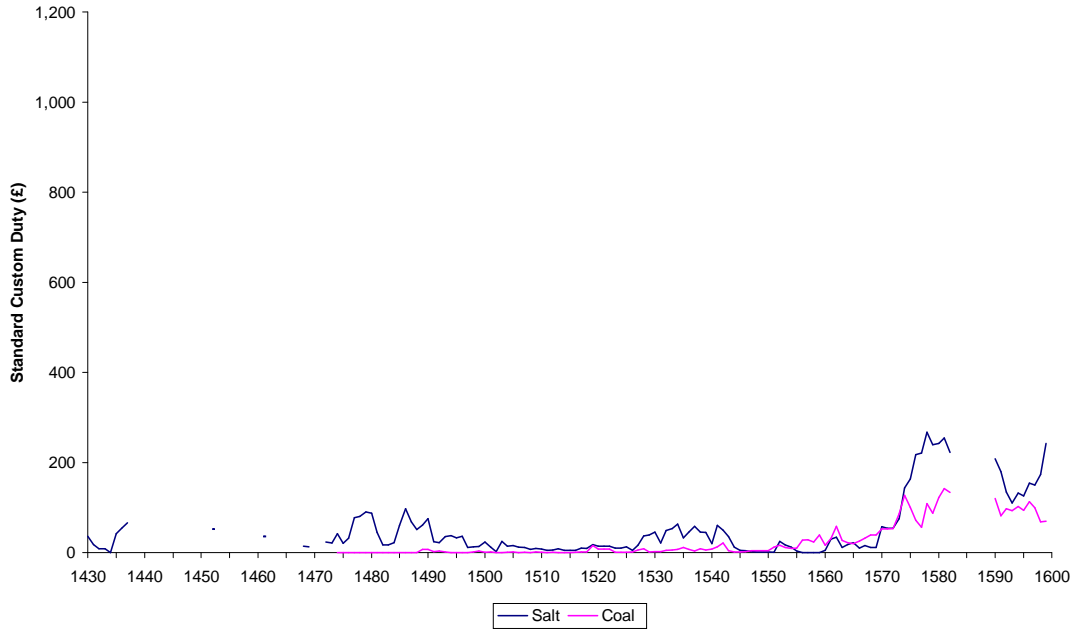
### A3/II-3: Scottish Fish Exports, 1474-1599

7.5% of Total Scottish Export Graph



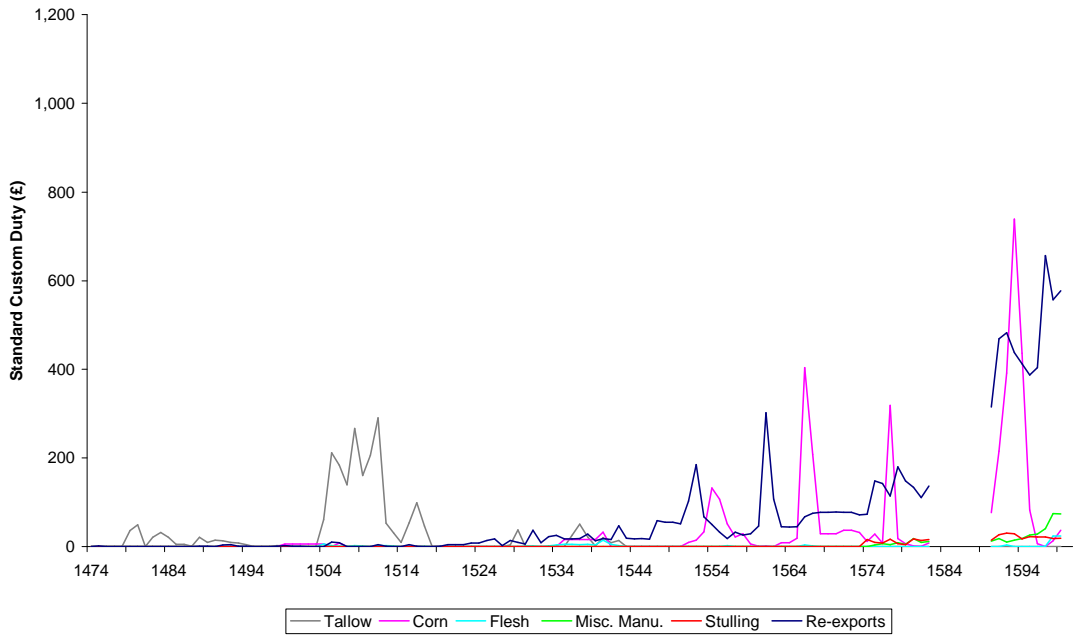
### A3/II-4: Scottish Mineral Exports, 1430-1599

7.5% of Total Scottish Export Graph



### A3/II-5: Miscellaneous Scottish Exports, 1474-1599

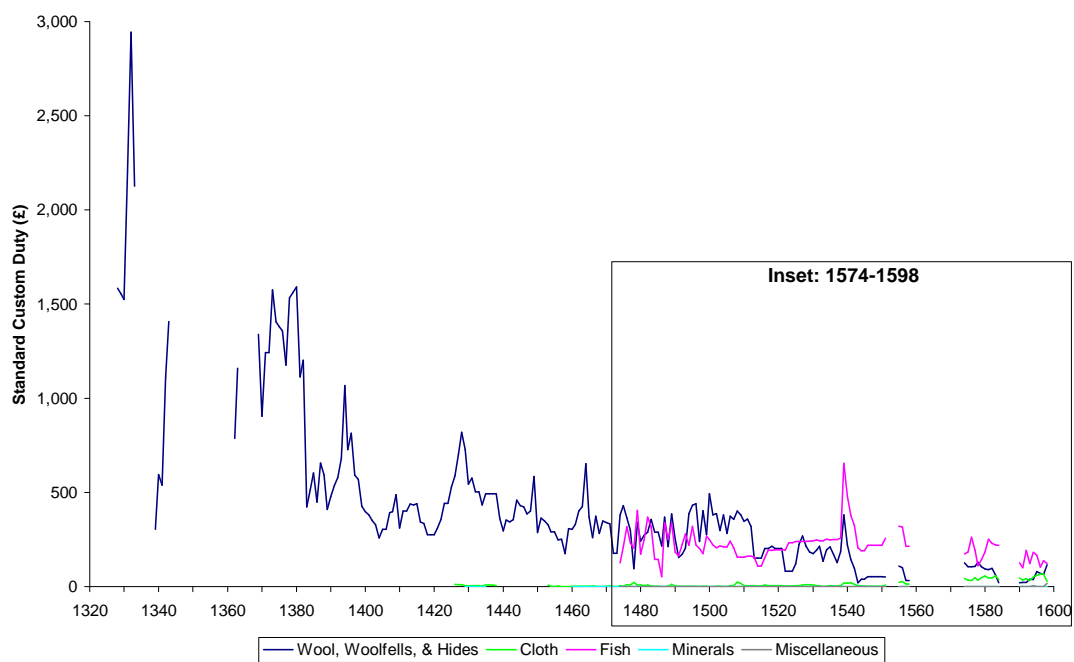
7.5% of Total Scottish Export Graph



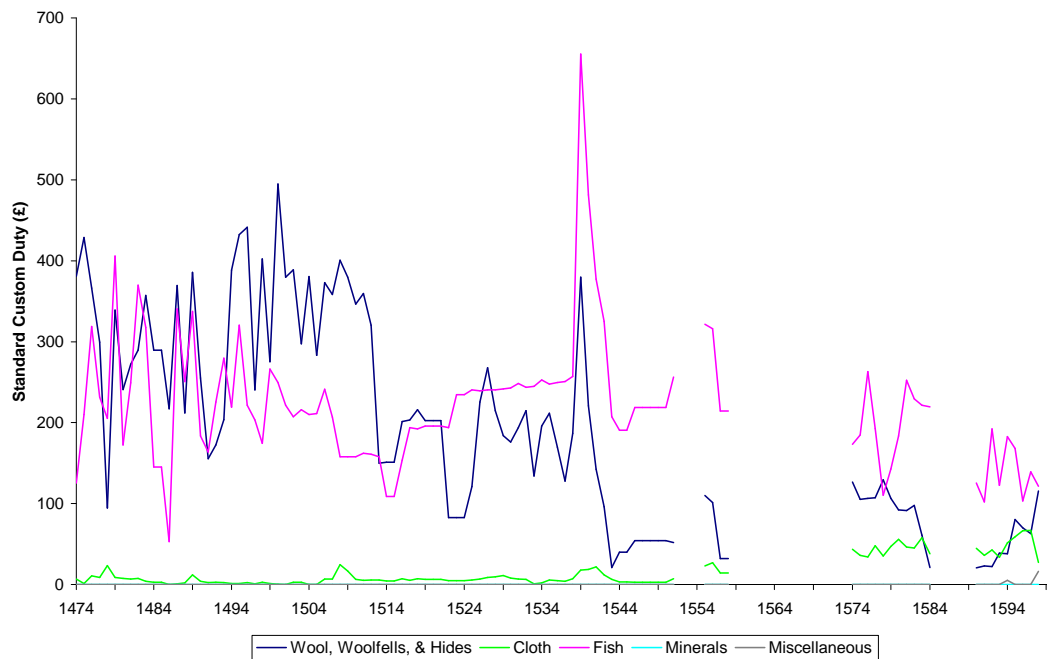
### A3/III: REGIONAL EXPORT GRAPHS

A3/III-1	Aberdeen, 1328-1598 .....	722
A3/III-2	Clyde Ports, 1328-1597 .....	723
A3/III-3	Dundee, 1328-1598 .....	724
A3/III-4	East Lothian, 1362-1599 .....	725
A3/III-5	Edinburgh, 1328-1598 .....	726
A3/III-6	Linlithgow, 1328-1596 .....	727
A3/III-7	Montrose, 1330-1598 .....	728
A3/III-8	Perth, 1328-1599 .....	729
A3/III-9	Stirling, 1328-1599 .....	730
A3/III-10	West Fife, 1328-1599 .....	731
A3/III-11	Arbroath, 1393-1596 .....	732
A3/III-12	Berwick-upon-Tweed under Scottish Control .....	732
A3/III-13	Cupar, 1328-1599 .....	733
A3/III-14	East Neuk of Fife, 1410-1599 .....	733
A3/III-15	Northern Ports, 1337-1575 .....	734
A3/III-16	Solway Ports, 1330-1582 .....	734
A3/III-17	St Andrews, 1362-1599 .....	735

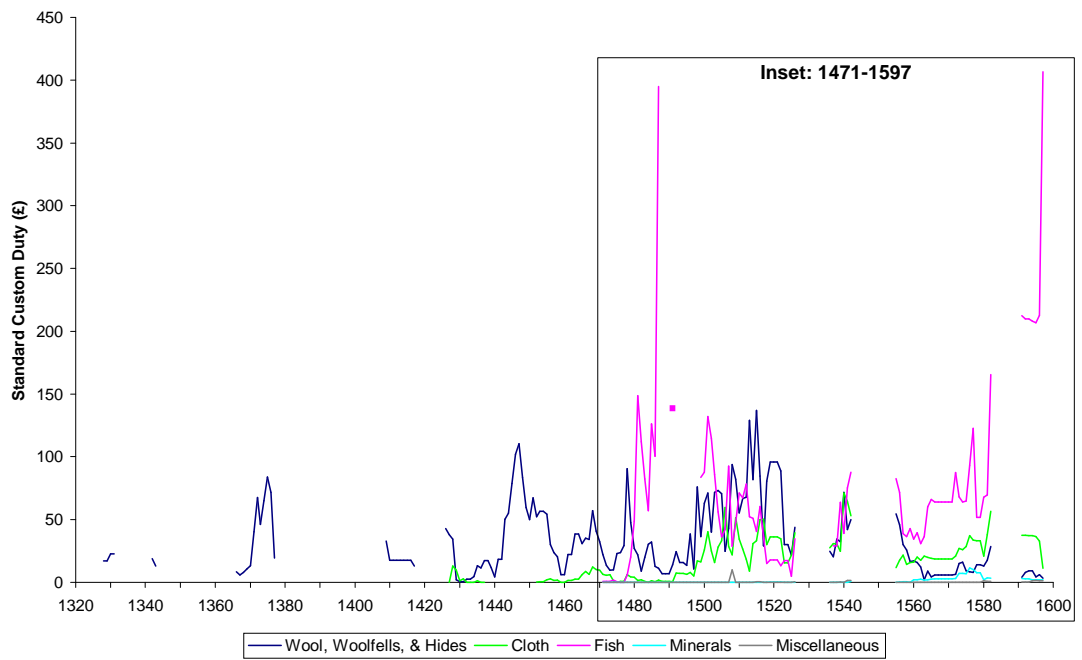
### A3/III-1: Exports from Aberdeen, 1328-1598



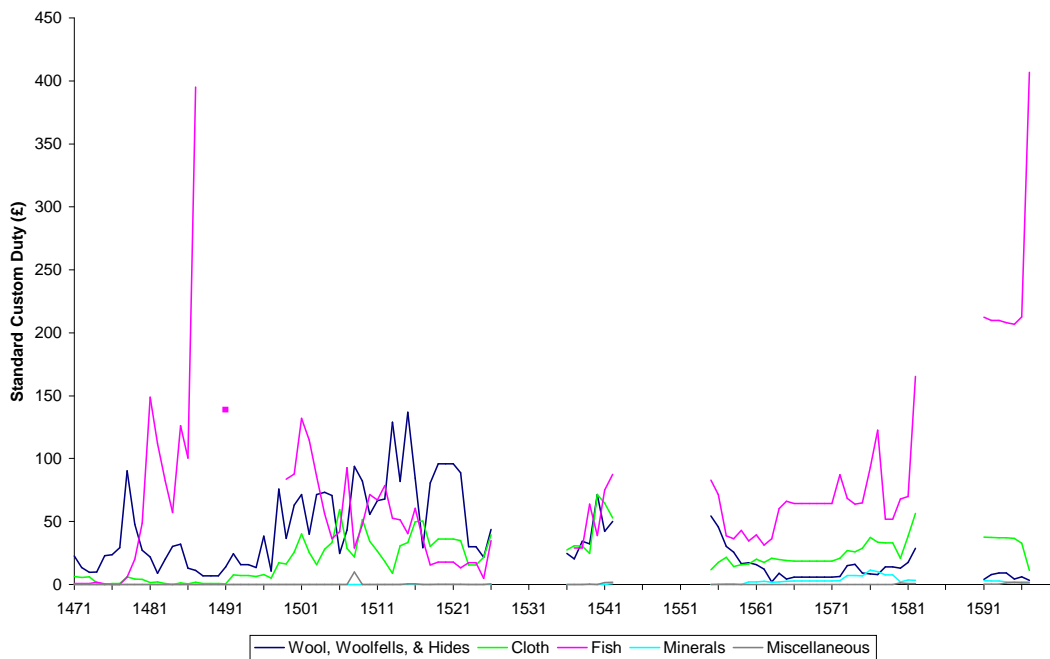
### Inset: Aberdeen's Exports, 1474-1598



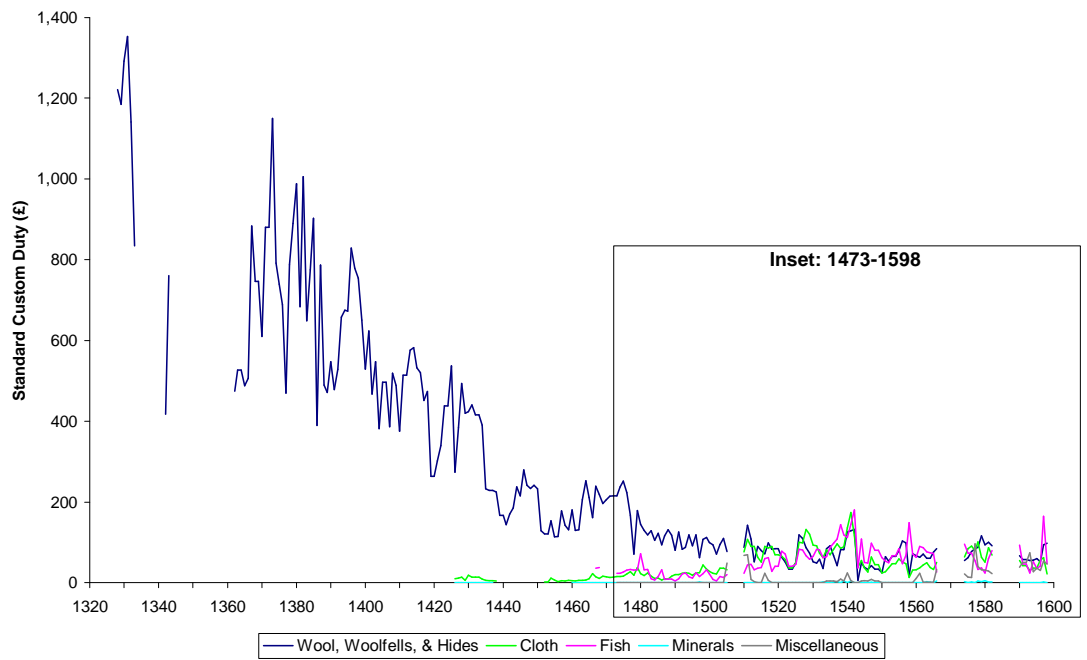
**A3/III-2: Exports from the Clyde Ports, 1328-1597**



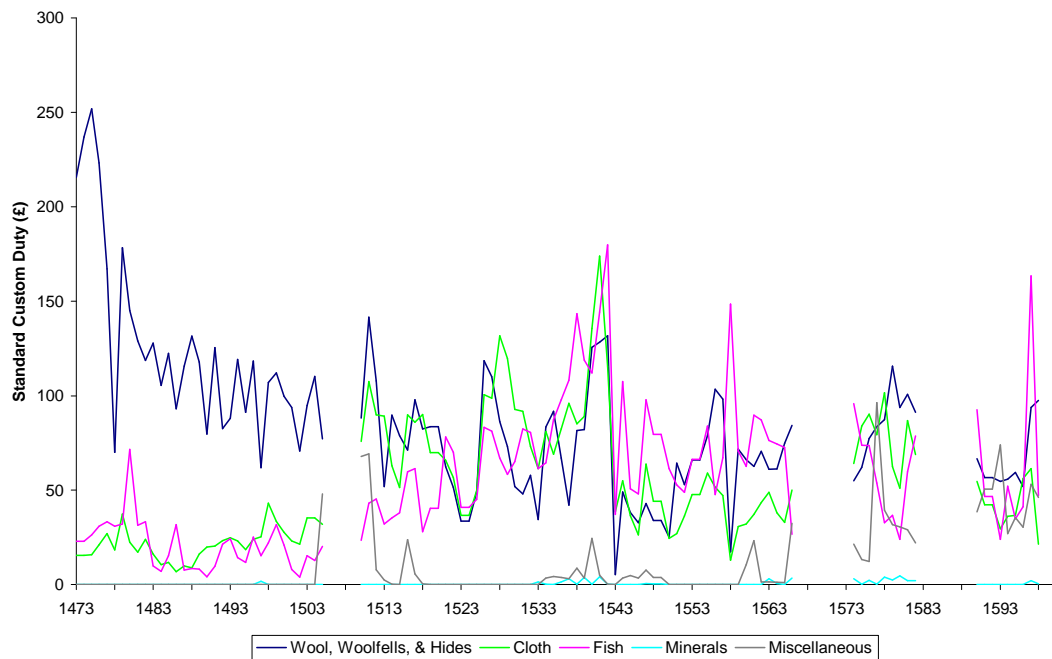
**Inset: Clyde Exports, 1471-1597**



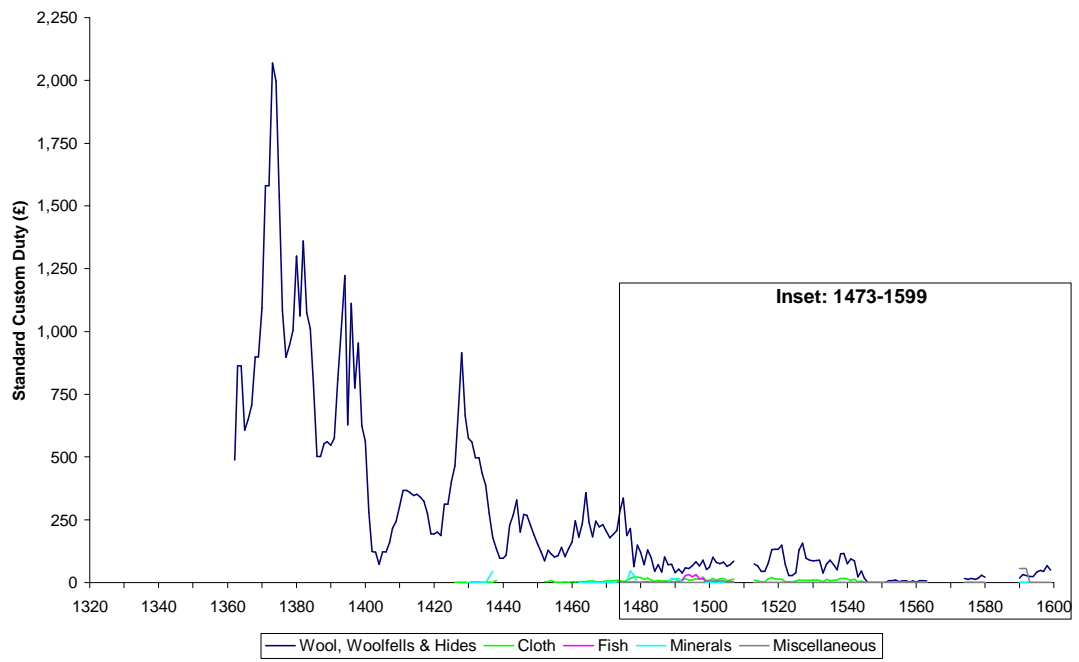
### A3/III-3: Exports from Dundee, 1328-1598



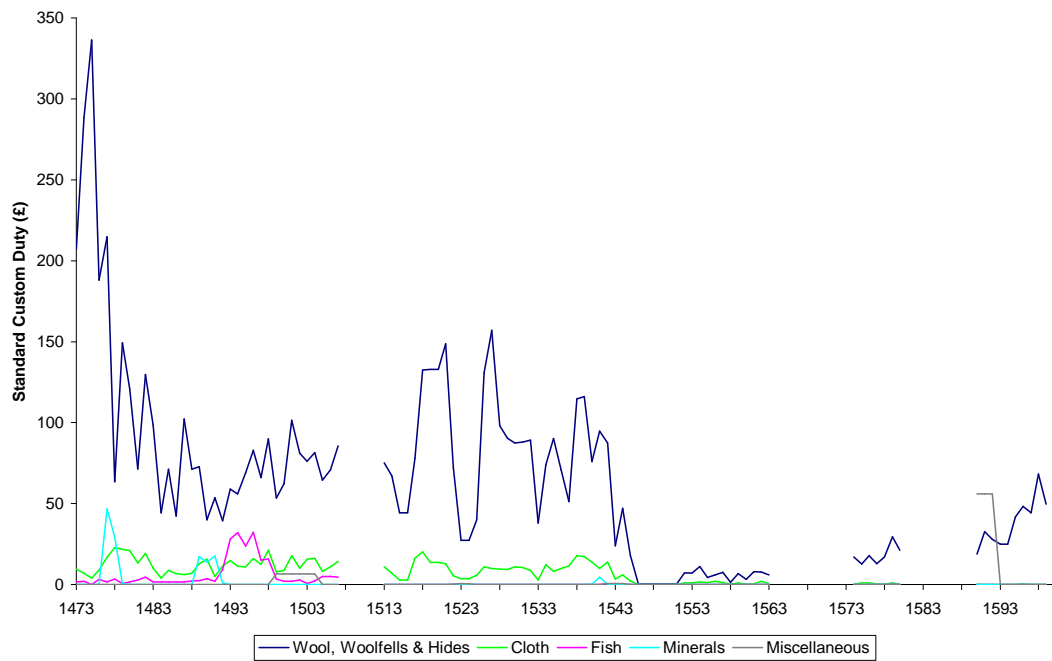
### Inset: Dundee's Exports, 1473-1598



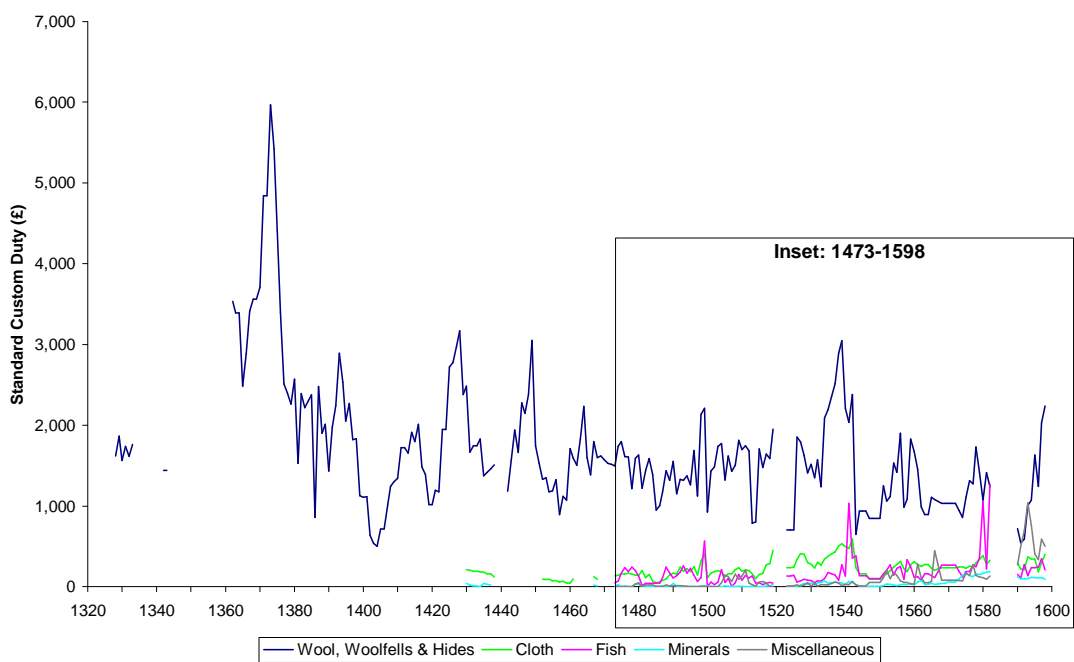
### A3/III-4: Exports from East Lothian, 1362-1599



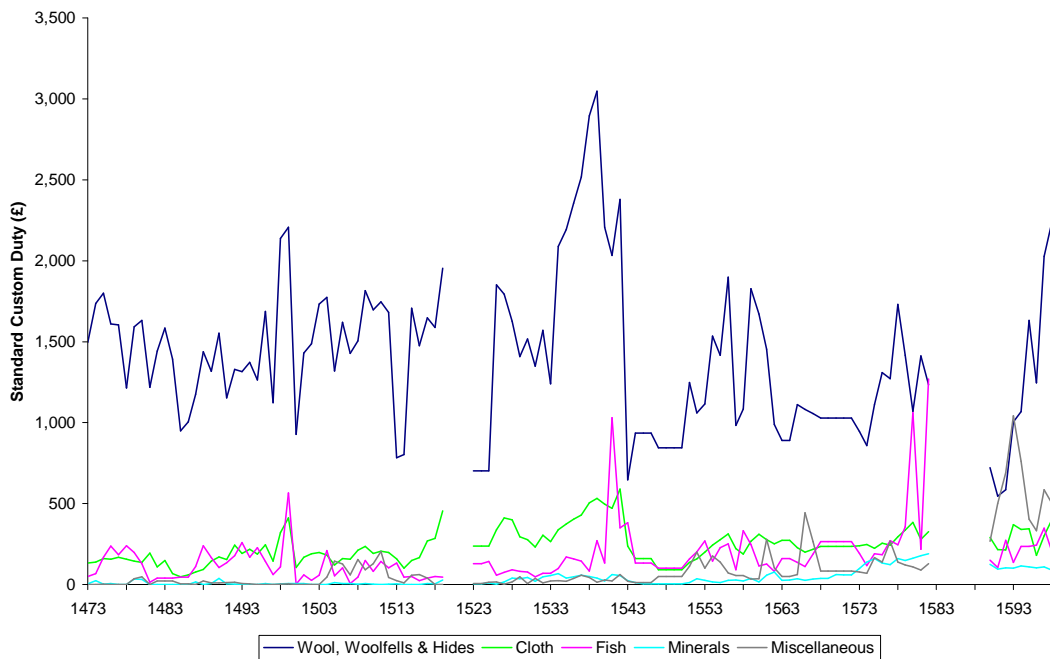
### Inset: East Lothian's Exports, 1473-1599



### A3/III-5: Exports from Edinburgh, 1328-1598

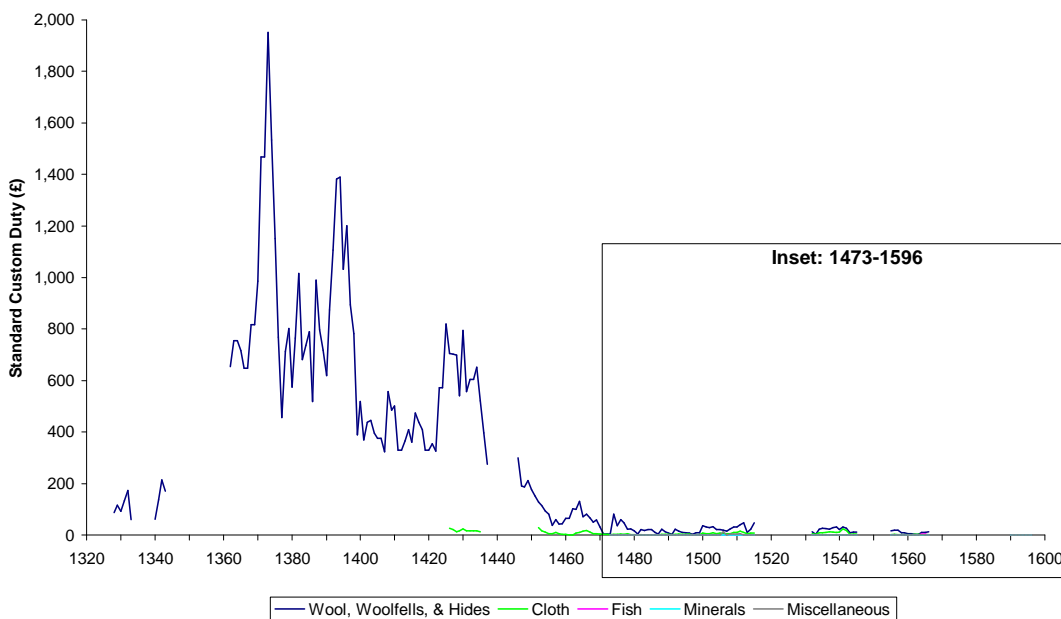


### Inset: Edinburgh's Exports, 1473-1598

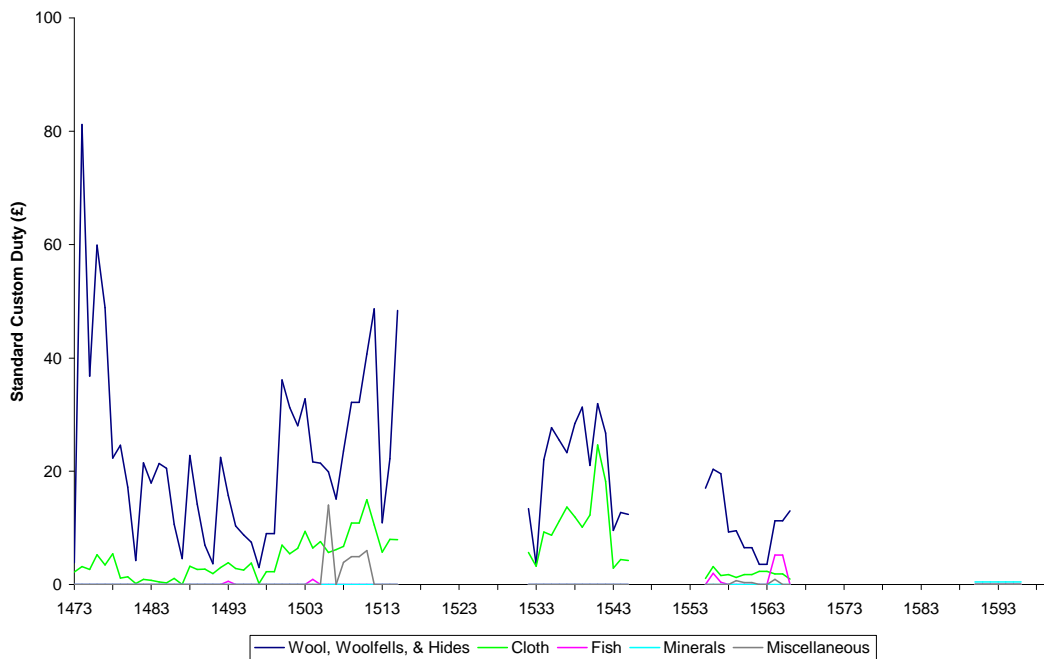




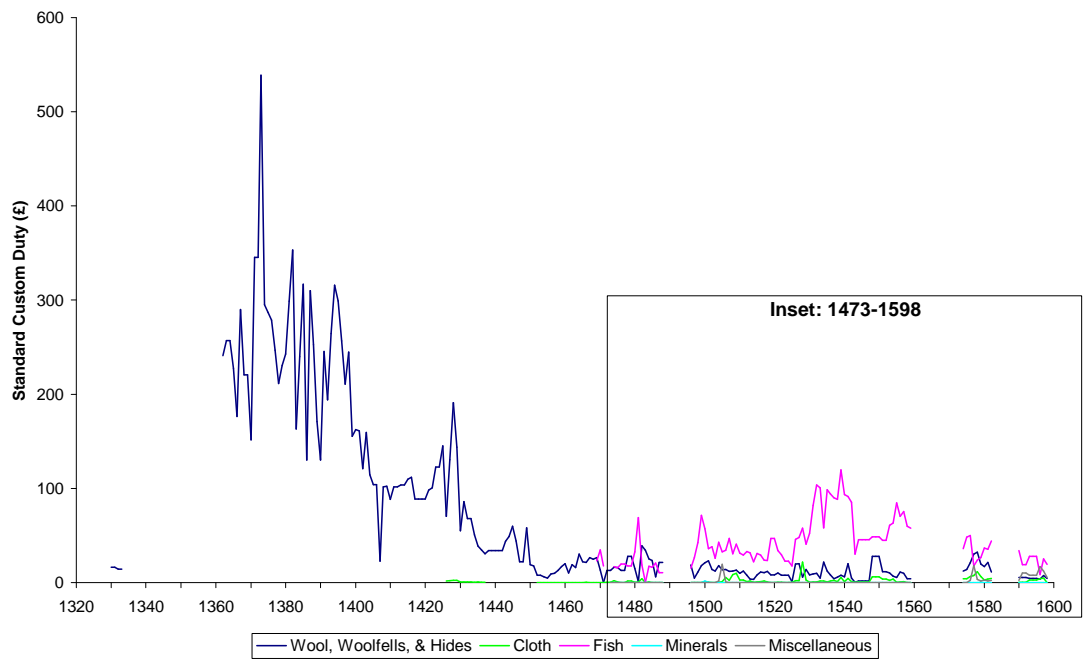
### A3/III-6: Exports from Linlithgow, 1328-1596



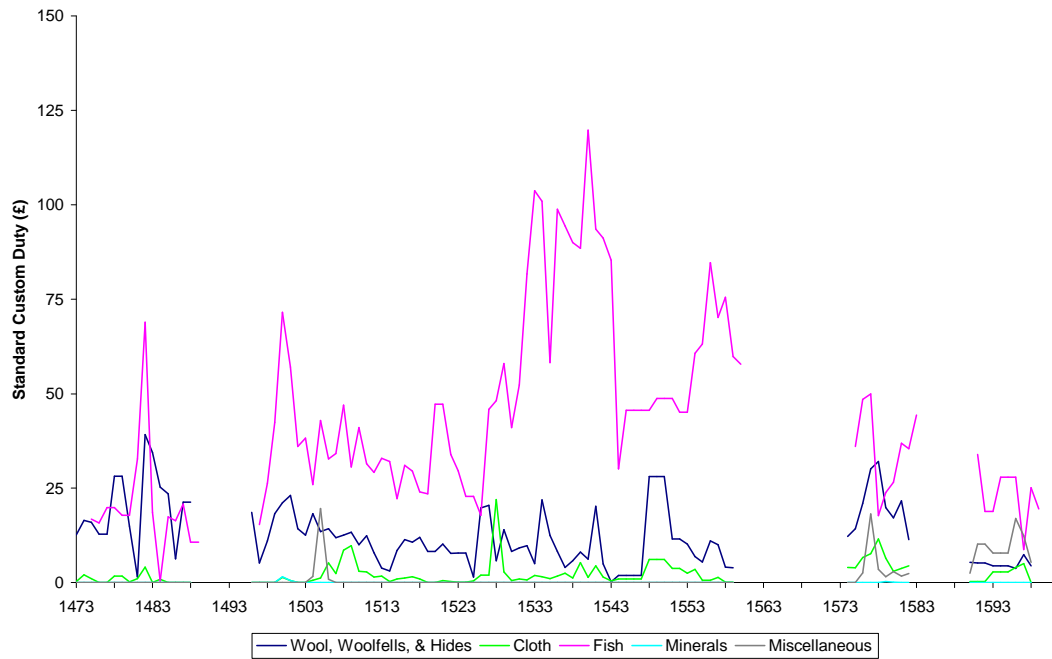
### Inset: Linlithgow's Exports 1473-1596



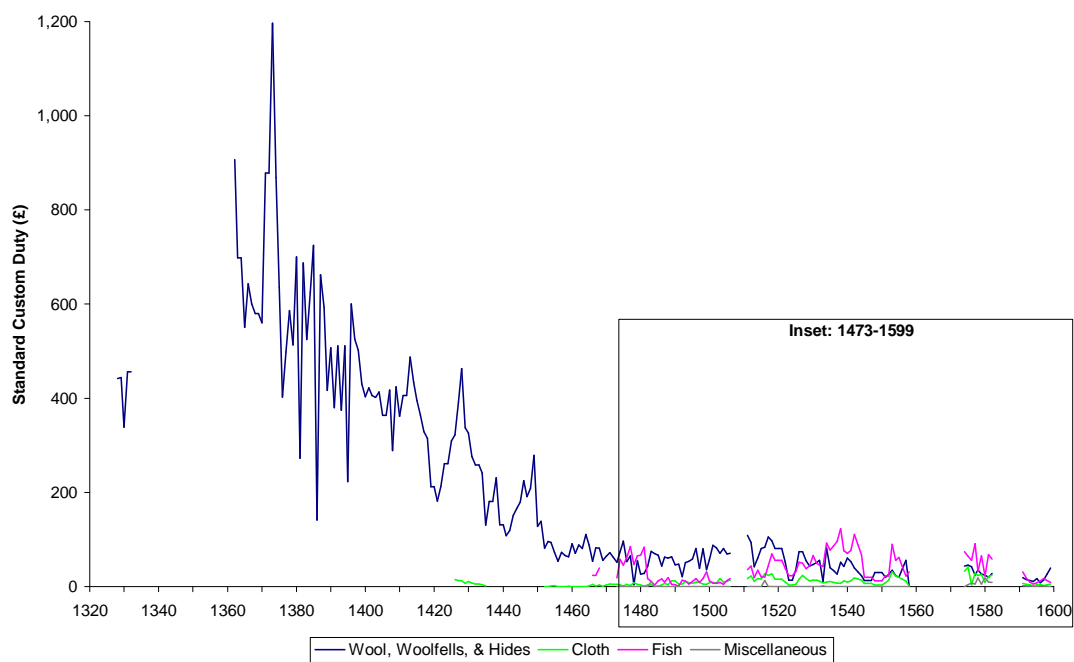
### A3/III-7: Exports from Montrose, 1330-1598



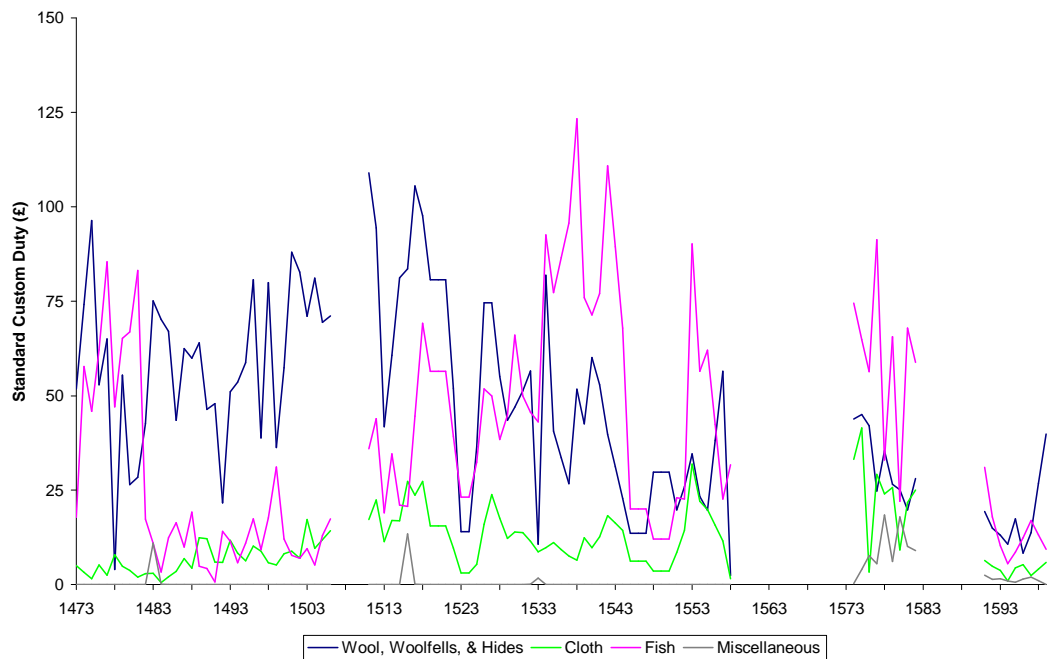
### Inset: Montrose's Exports, 1473-1598



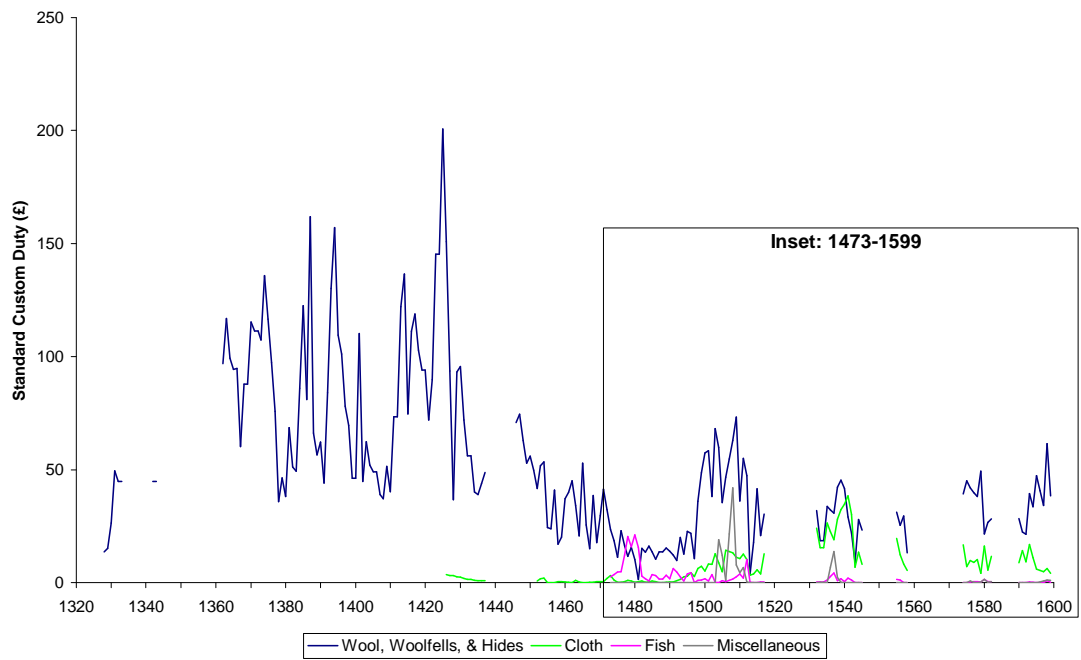
**A3/III-8: Exports from Perth, 1328-1599**



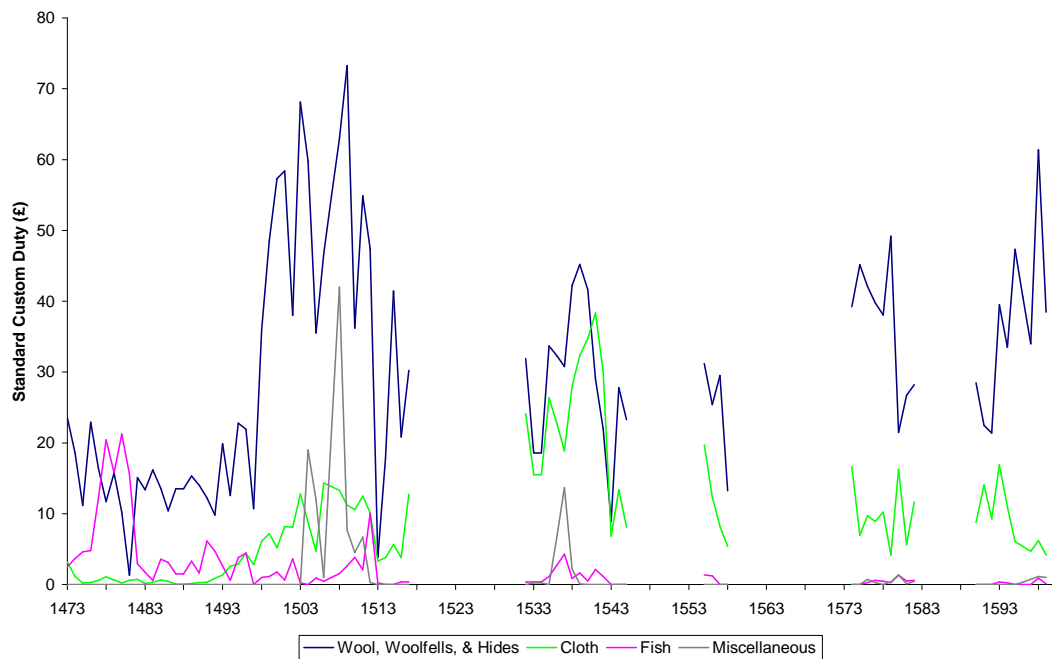
**Inset: Perth's Exports, 1473-1599**



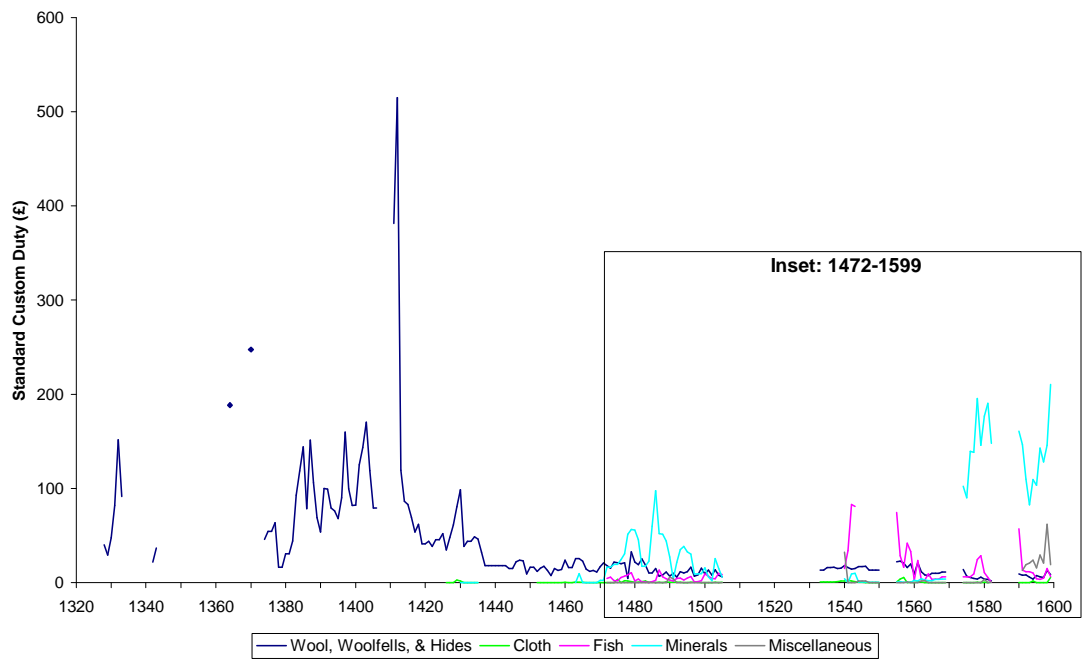
### A3/III-9: Exports from Stirling, 1328-1599



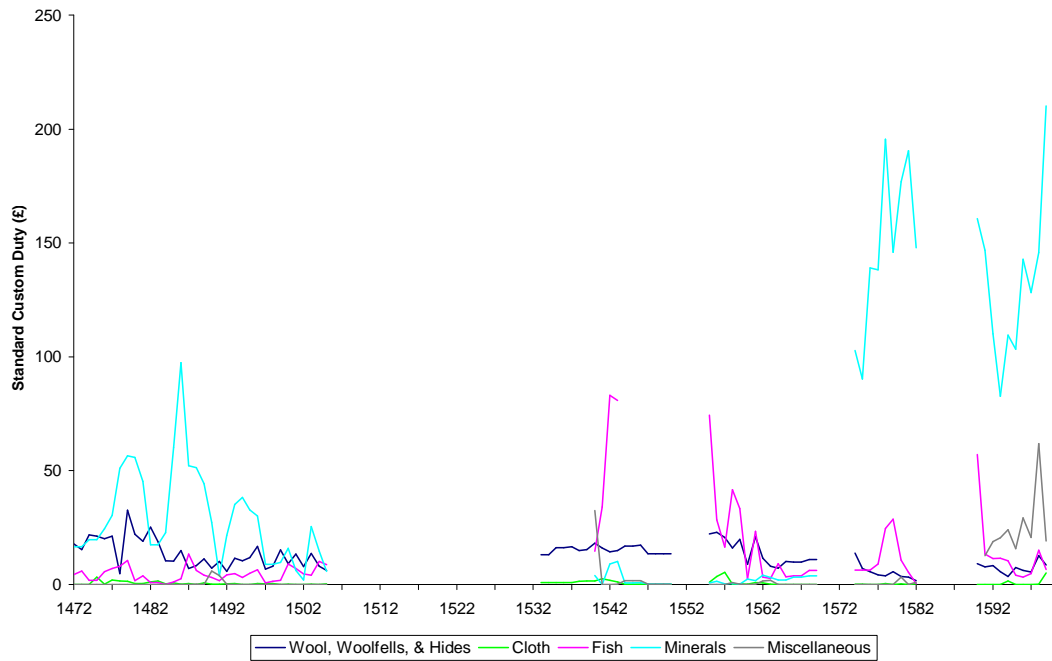
### Inset: Stirling's Exports, 1473-1599



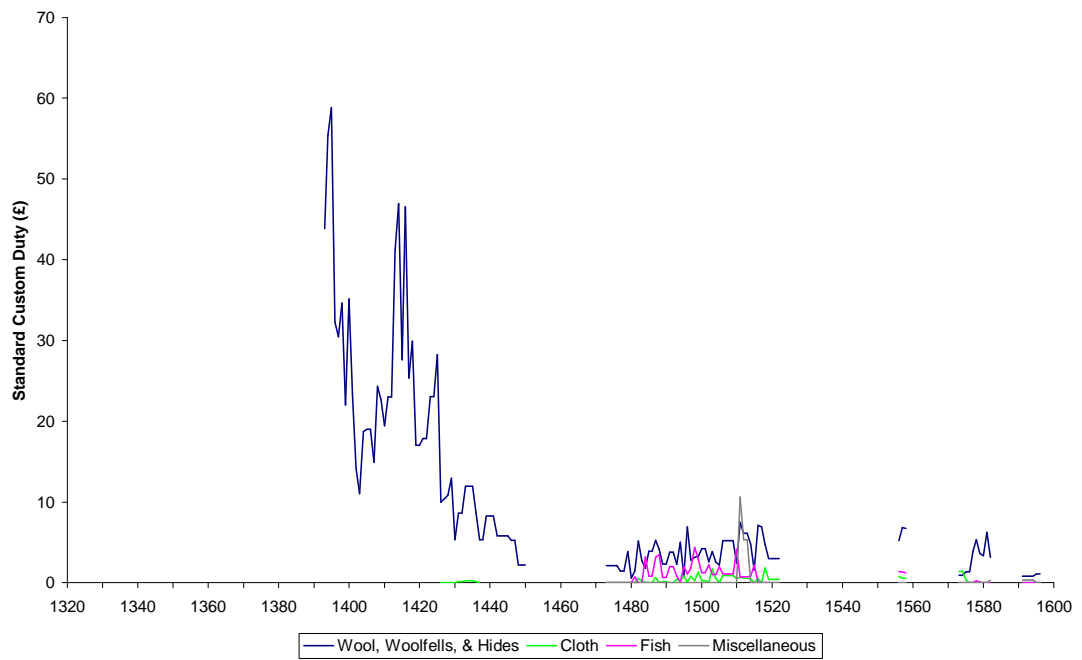
**A3/III-10: Exports from West Fife, 1328-1599**



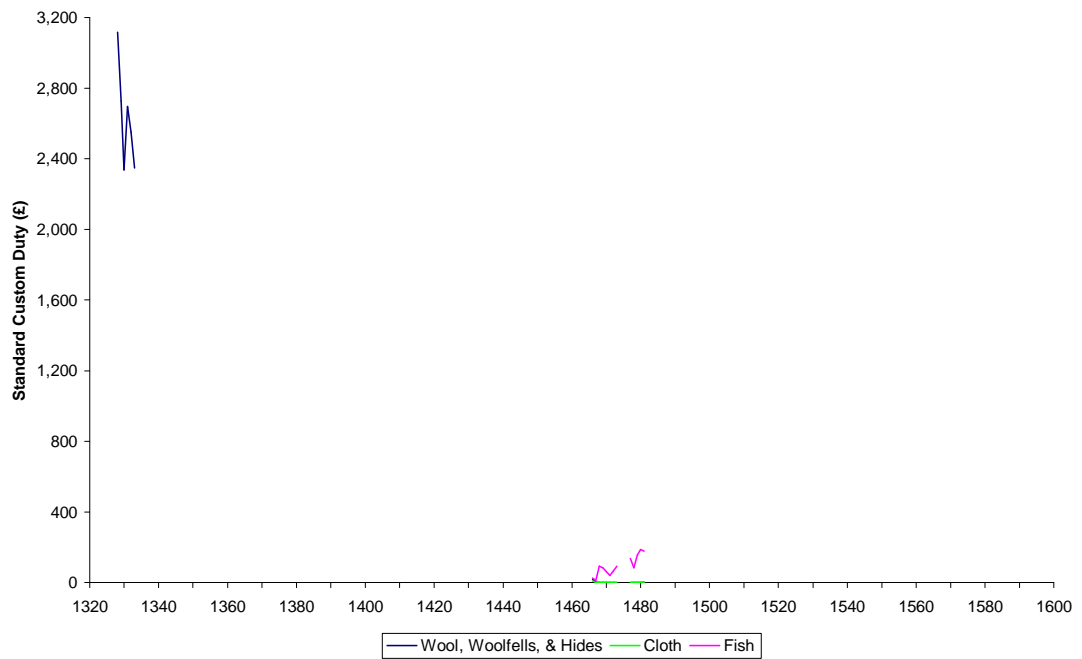
**Inset: Exports from West Fife, 1472-1599**



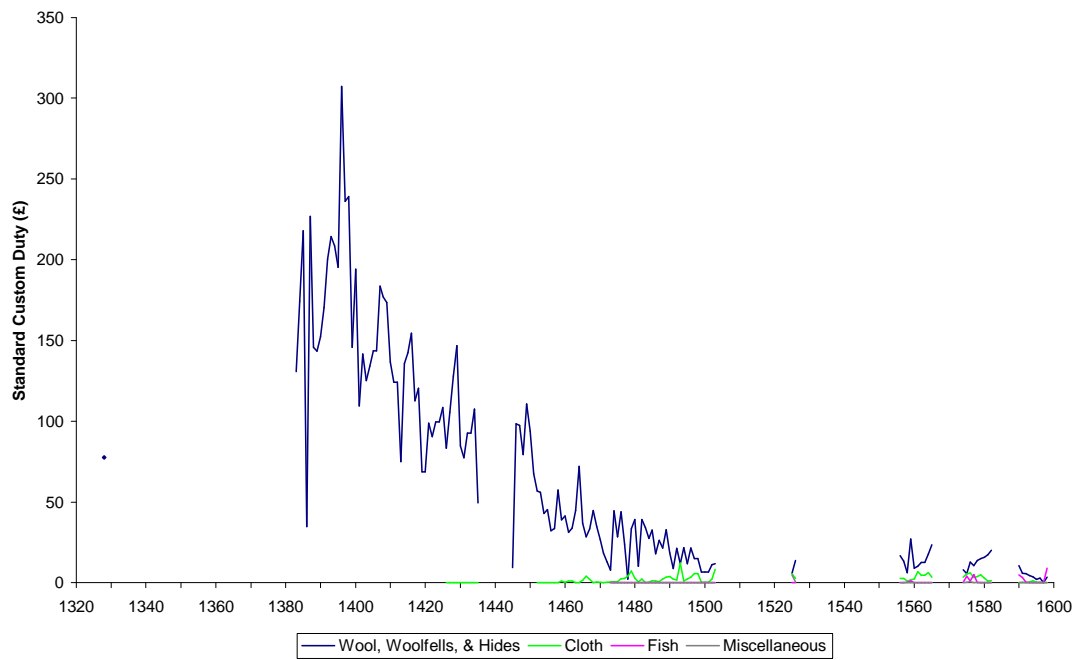
### A3/III-12: Exports from Arbroath, 1393-1596



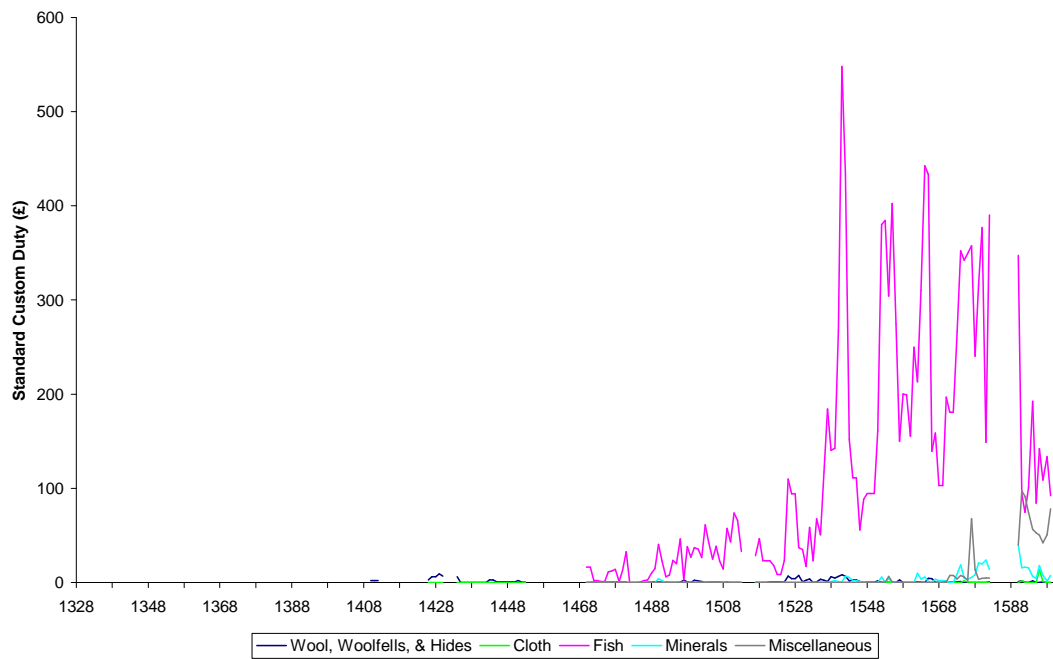
### A3/III-12: Exports from Berwick-upon-Tweed while under Scottish Control



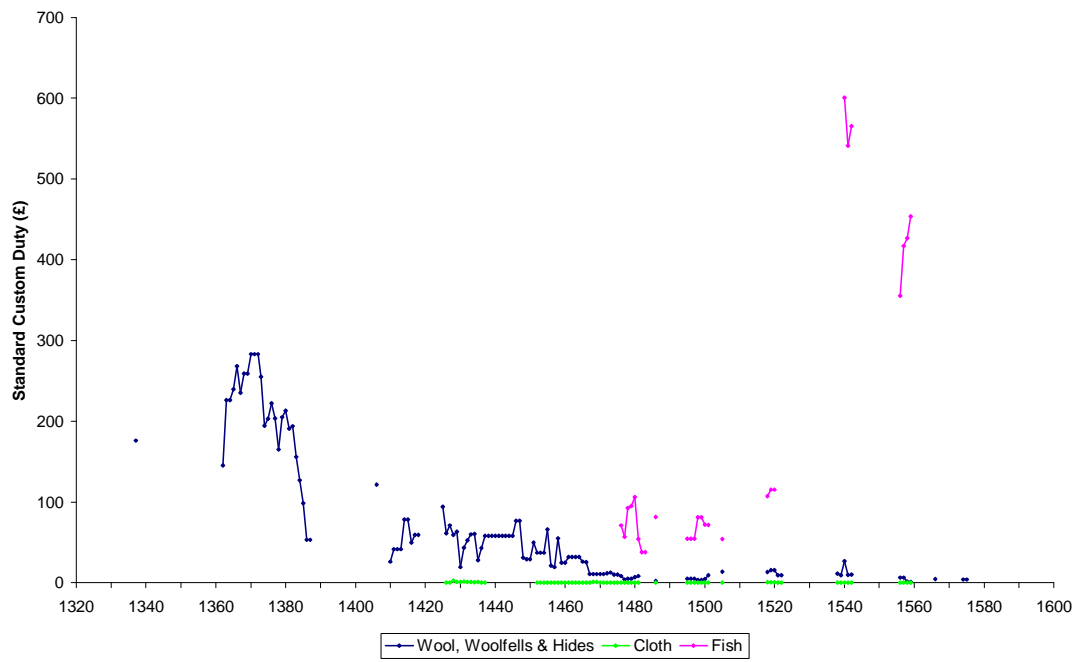
### A3/III-13: Exports from Cupar, 1328-1599



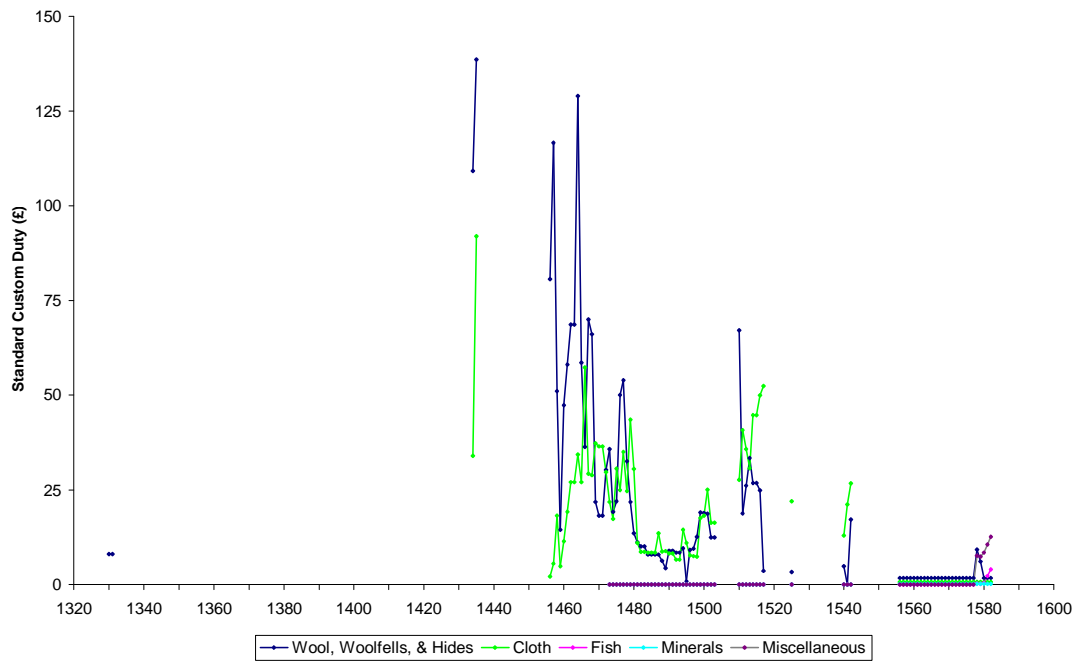
### A3/III-14: Exports from the East Neuk of Fife, 1410-1599



### A3/III-15: Exports from the Northern Ports, 1337-1575

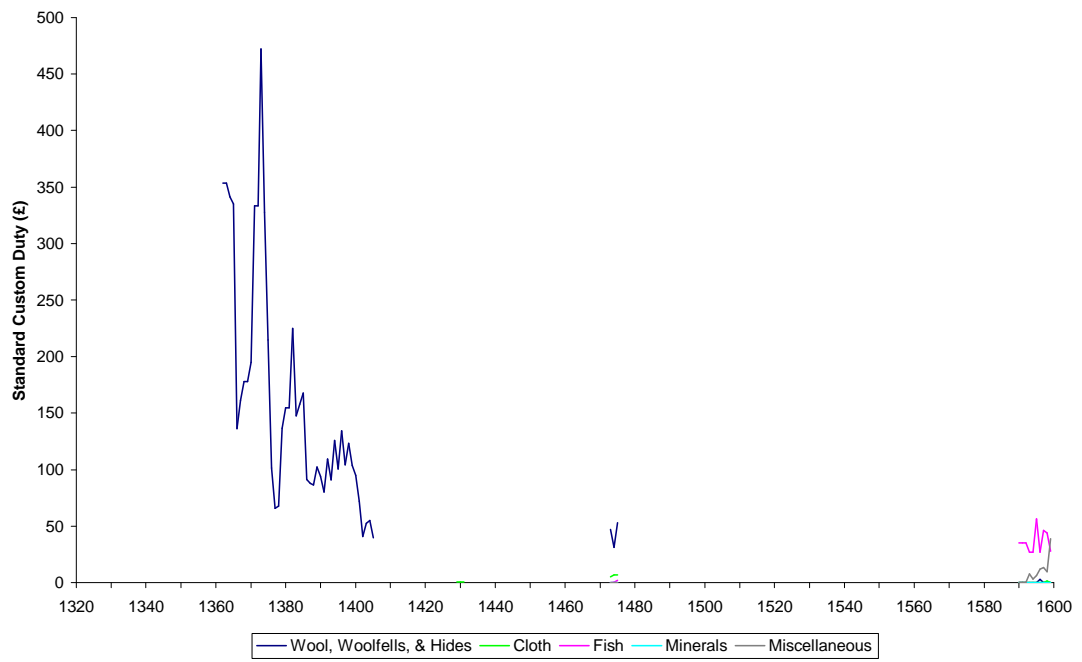


### A3/III-16: Exports from the Solway Ports, 1330-1582





### A3/III-17: Exports from St Andrews, 1362-1599



## APPENDIX 4

### CORRECTIONS TO THE ENROLLED CUSTOM ACCOUNTS

The customars and clerks of cocket for each jurisdiction presented their particular accounts to the Exchequer annually to be audited. The entries for each commodity were totalled by the clerks of the Exchequer (a series of page totals were used if there were numerous entries), and these totals were multiplied by the appropriate custom duty to determine the monetary customs for each good. The monetary customs were added to give the gross charge, and this, with any additional sums, such as arrears or fines, would constitute the net charge for which the customar was accountable. Deductions, or discharges, would be made for money the customar had already paid or which was owing to him. Once the final liability had been determined and settled, the account was ended. The summary figures, i.e. the totals for each commodity, the gross and net charges, and the discharges, were all subsequently enrolled.

Inevitably mistakes were made in the many thousands of enrolled accounts which still survive. Simple clerical mistakes can often be easily identified because the accounts list the quantity and monetary custom for each commodity, as well as the gross and net totals, while dates are invariably recorded twice. In addition there are a number of printing and transcription errors in the printed *Exchequer Rolls of Scotland*, which can be corrected using the original manuscripts. In the custom tables listed in Appendix 1, where possible, clerical and printing mistakes have been corrected. The exact corrections and the reasons for them are discussed below.

#### I. ERRORS IN THE PRINTED CUSTOM ACCOUNTS

The printed custom accounts in *The Exchequer Rolls of Scotland* have been used to construct the Scottish customs database. The figures have been cross-checked against the

original manuscripts held in the Scottish Record Office.<sup>1</sup> It has been claimed that the editors were inconsistent in their use of the long hundred. This has proved unfounded. The hundreds expressed in the manuscripts were consistently given in the printed editions, although mistakes in the use of hundreds by the original clerks were perpetuated.<sup>2</sup> A number of transcription or printing errors, however, were found. The printed account for Dundee in 1460, for instance, recorded 6,800 woolfells, but in the manuscript 6,080 woolfells were customed (both figures are in the original long hundreds; hereafter signified as LH).<sup>3</sup> The printing errors in quantities, monetary customs, and dates are given in Tables A4-1, A4-2, and A4-3. Occasionally a manuscript entry has been printed wrongly, yet the manuscript entry itself appears to be wrong. In Linlithgow's first account in 1373 the printed edition listed 7 lasts, 4 dakers, and 4 hides; the manuscript gives 7 lasts, 14 dakers, and 4 hides; but the correct quantity was 27 lasts, 14 dakers, and 4 hides.<sup>4</sup> These entries have been highlighted and are dealt with in the clerical mistake section. Additionally, there are omissions and some rather dubious translations in the printed accounts. These can be corrected using the original manuscripts and the vernacular particular accounts.<sup>5</sup>

Roughly 350 transcription/printing mistakes can be identified in the charges of the printed custom accounts. This is not a particularly high number given the scale of the work.

---

<sup>1</sup> NAS, E.38. The customs rolls for 1511 and 1529 (E.38/345, 384) were missing, so could not be consulted.

<sup>2</sup> Lasts of wool were in short hundreds at Aberdeen 1363; Edinburgh 1362 (a), 1364, 1366 (a), 1368, 1372 (b), 1374, 1376 (a), 1380-81, 1383, 1385, 1387-9, 1392-7, 1412, 1414, 1416, 1428, 1430, 1446-48, 1456, 1460, 1462-65, 1467-69, 1474-76, 1515, and 1550. In all the other accounts they were in long hundreds, or else were listed by the score. On the rare occasions when short hundreds were used for other goods the practice was generally specifically acknowledged. There are only a handful of occasions where it was not explicitly stated that short hundreds were being used, namely cloth at Ayr 1500 (b), Edinburgh 1458, 1467, Kirkcudbright 1476, 1486, Perth 1598 (b), and Wigtown 1476; herring at CAP 1593 and Dumbarton 1577; coal in CAP 1590; and rabbitskins, shorlings, and futefells in Cupar 1556, Inverkeithing 1516, and Dunbar 1480 respectively. The 660 futefells listed in Dundee's account could either be in short hundreds or else a mistake for 560 in long hundreds.

<sup>3</sup> *E.R.*, VI, p. 586; E.38/232.

<sup>4</sup> *E.R.*, II, p. 374; NAS, E.38/67, see Table A4-5.

<sup>5</sup> The editors have sometimes translated *cepi* as suet, but elsewhere give the correct translation as tallow. *Grecis* and *grossi* salt has been translated as coarse and fine salt respectively; yet the terms small and great salt, used in the particular accounts, are more appropriate. Similarly rye and rye meal were given in the particular accounts, but have sometimes been listed as wheat meal or wheat flour in the printed enrolled accounts. The editors have been inconsistent in translating the liquid measures *dolio* and *cad*, and the manuscripts have to be consulted to determine whether the units were tuns or puncheons. There are also numerous one off slips; the cucumber in Edinburgh's 1579 account should read cumin. The stulling wheat at Dundee in the same year was in fact stulling malt. Linen cloth at Aberdeen in 1465 was really woollen cloth, while the three barrels and three stone of malt at Edinburgh in 1593 was in fact brass. NAS, E.71/12/9, 30/20, 29. After the discharge of Edinburgh's 1386 account, the information concerning the cockets received has been omitted in the printed accounts. NAS, E.38/96; *E.R.*, III, pp. 132-3.

It should be noted that by far the most errors, roughly eight mistakes per year, were contained in volume XV of *The Exchequer Rolls of Scotland*. This volume, covering 1523-29, was George Powell McNeill's first as editor, and thereafter the remaining volumes, all of which were under his editorship, contain virtually no transcription/printing errors. The level of identified mistakes in this particular volume should act as a warning to those consulting it.

## II. CLERICAL MISTAKES

### (a) Commodities

A series of cross checks on the figures in the enrolled accounts can help identify clerical mistakes. The monetary custom for a good should be equivalent to the quantity multiplied by its custom duty. The total of the individual monetary customs ought to be equal to the gross charge. Finally, the net charge (i.e. gross charge and arrears etc.) should be the same as the total of the discharge. It can be assumed that when the figures are not equal there are mistakes.<sup>6</sup> Some of the few surviving duplicate custom rolls can be used to correct mistakes.<sup>7</sup> Particular accounts can also be consulted to rectify errors. In 1591, for instance, Edinburgh's enrolled account contained 51 lambskins, yet the surviving particular account shows 51,900 lambskins (LH) were customed.<sup>8</sup> In Edinburgh's 1590 enrolled account, the sum of the customs and the gross charge are not equal. Futefells were listed in the particular, but not in the enrolled account. The monetary customs on futefells, however, was included in the enrolled account's gross total. The omission was simply a result of a clerical oversight.<sup>9</sup> Corrections made using the particular accounts are listed in Table A4-4.

---

<sup>6</sup> This series of cross checks has also allowed data imputing mistakes to be identified and rectified.

<sup>7</sup> In Linlithgow's 1331 account, the total in NAS, E.38/16 is £26 11s. while E.38/16\* gives the correct total of £25 11s. Linlithgow 1395: E.38/114, £145 6s. 2d. for hides, E.38/114\* gives the correct £155 6s. 2d. (this figure is given in *E.R.*, III, p. 354). Montrose 1395: E.38/114, £10 9½d. for woolfells E.38/114\* gives the correct £10 9s 9½d (this figure is given in *E.R.*, III, p. 358). Perth 1395: E.38/114, 2,630 woolfells, E.38/114\* gives the correct 2,637 woolfells (LH) (this figure is given in *E.R.*, III, p. 362). Stirling 1396: E.38/116, 14 lasts 1 sack 6 stone wool, E.38/116\* gives the correct 4 lasts 1 sack 6 stone Perth 1417: E.38/165, £43 13s. 8d. for hides, E.38/165\* gives the correct £43 14s. 8d. North Berwick 1421: E.38/171, 26 sacks 13 stone wool, E.38/171\* gives the correct 26 sacks 16 stone.

<sup>8</sup> NAS, E.71/30/24, f. 23v.

<sup>9</sup> NAS, E.71/30/22, f. 33.

The limited number of surviving particular accounts means it is impossible to check most of the errors in the enrolled accounts with the draft documents. To correct apparent identified mistakes a simple methodology has been applied.

(i) Where errors in the custom duties are detected it is assumed that the quantity is wrong, if the sum of the individual monetary customs is equal to the gross charge. For example, in 1532, Aberdeen's account contained 2,008 woolfells, but the customs (£18 13s. 4d.) were for 2,800 woolfells (LH). The sum of the monetary customs for all individual commodities was the same as the gross charge, hence it is unlikely that a mistake was made in writing the woolfell's monetary customs. It is likely the clerk had mistakenly written *duo millie octo* instead of *duos millie octo centum*. In fact, this was the case, as can be seen in the corresponding particular account (see Table A4-4). Table A4-5 shows a huge number of corrections like this unsupported by the particular accounts. Often these were obvious clerical slips. For instance 3 lasts and 18 dakers of hides was mistakenly given as 3 lasts and 8 dakers; 5 lasts and 11 barrels of salmon were given as 5 lasts; while 1,000 dozen of cloth at Ayr should have been 1,000 ells (LH).<sup>10</sup>

(ii) The mistake is assumed to be in the monetary custom figure when the sum of the monetary customs is only equal to the gross charge, if the dubious monetary figure is replaced by the listed quantity multiplied by its custom duty. In Perth's 1574 account, for instance, there were 2,530 goat skins (LH) customed at 22s. 1d.; this was a mistake for 42s. 1d., which was not only the correct custom value, but also ensures the total monetary customs were equal to the listed gross charge. The clerk evidently mistakenly wrote 22s. instead of 42s., and this can be further demonstrated with the aid of the surviving particular account (see Table A4-4). The corrected monetary totals, without the corroboration of particular accounts, are given in Table A4-6. The table also lists mistakes in the gross charge, which can be detected by comparison with the discharge. Montrose's gross charge in 1525 was £26 6s., but the sum of the individual goods and the total of the discharge was £26 6d.

There are over 50 accounts in which the sum of the monetary customs, even after obvious mistakes are corrected, does not equal the gross charge (differences of a few d., or up to 1s. at Edinburgh, have been considered to be equal). These are listed in Table A4-7;

---

<sup>10</sup> Perth 1537, Montrose 1486, and Ayr 1539.

mostly the differences are minor. In only nine cases are the differences greater than 5% of the listed gross charge. A large number of the discrepancies are likely to have been simply the result of arithmetic errors made when the accounts were originally compiled. Sometimes, where the sum of the commodities is smaller than the listed gross charge, it was because a commodity was carelessly omitted. On occasion it is possible to speculate which commodity is missing. In North Berwick's 1387 account, for example, the sum of the monetary customs was £14 8s. 10d. less than the gross charge. Unusually, for the burgh, no hides were listed in the account. The gross charge, presumably, includes the hide customs, but the individual entry was carelessly omitted when the account was being enrolled. Other examples of missing goods are likely to include cloth at Montrose 1577, hides at Cupar in 1563, and smiddy coal at Culross in 1581. Notes regarding these speculative figures are given in the database and custom tables. There are doubtless other examples of goods being carelessly omitted during the enrolment, but it is impossible to identify them especially after the number of goods contained in custom accounts expanded. This in itself is likely to have led to a rise in the number of omissions and mistakes. Fortunately, it was not particularly common.

There are nearly forty occasions where the quantity and the monetary customs do not correspond, and the sum of the monetary customs, even after corrections, is not equal to the gross charge. These are given in Table A4-8. It is not, therefore, possible to determine whether the mistakes were made in the monetary customs or in the quantities. In these cases corrections to the most probable mistake have been made. In Perth's 1591 account, for instance, 12 lasts of salmon were customed at £28; it seems more likely that the correct total was 12 lasts for £28 16s; rather than 11 lasts and 8 barrels for £28. Where there is doubt it has been assumed that the monetary custom figure is correct, since it was the more important figure in the customing process.

Comparing the quantity customed, the monetary customs, and the sum totals, to spot and help correct mistakes is, of course, not infallible. As noted above, fairly dubious corrections have to be made when there is an error for a good, but the sum of the individual goods is not equal to the listed gross charge. The method cannot be used when quantities are not given,<sup>11</sup> or when the goods do not have fixed custom duties, as mistakes in *ad valorem*

---

<sup>11</sup> Customs have been calculated when the monetary customs for individual goods is not listed and the quantities are given. In a small number of cases, the total of calculated monetary customs does not equal the listed gross totals, but in all cases the differences are very minor. Arbroath 1488, 1490,

duties cannot be identified, let alone corrected. The methodology also assumes that the correct custom values were calculated by the clerks of the Exchequer, yet the original calculations could be wrong. In 1577 Aberdeen's particular account contained 16,100 woolfells (LH) customed at £106 (the correct amount should have been £107 6s. 8d.), and these figures were subsequently enrolled. Without prior knowledge it would have been assumed £106 was the correct figure (since the sum of the goods and total were equal) and instead of 16,100 woolfells there should have been 15,900 woolfells (LH).<sup>12</sup> Fortunately, this type of error appears to have been relatively rare. In over a hundred surviving particular accounts, each of which contain numerous different goods, there are only 10 cases where the wrong customs were calculated. These are apparently minor problems, and are not sufficient to discourage corrections being made from comparisons between custom quantities, duties and gross totals in an effort to eradicate the huge number of clerical mistakes in the accounts and so ensure the figures are as accurate as possible.

#### (b) Dates

Virtually every account records both the start and end date. Where the end date is not the same as the next account's start date it can be assumed that, unless there was an intervening missing period, a clerical mistake has been made. There appear to have been a fairly large number of such slips. June and July were mixed up fairly frequently, numbers were taken down incorrectly (like 20 instead of 29), and on a handful of occasions the day and month of the previous account's start date rather than end date were erroneously recorded. Where the end and start dates of adjoining accounts do not agree it has been assumed the end date is correct, providing it is roughly similar to the other accounts enrolled at the same time. The clerk, after all, should have been more aware of the current date than the day when the account started. The clerical errors in dates are listed in Table A4-9.

---

1493; Dysart 1488; Haddington 1494; Inverkeithing 1489; Inverness 1434; Linlithgow 1477; Montrose 1488 (a-b); North Berwick 1491-94.

<sup>12</sup> Similarly Edinburgh 1539; 78,800 woolfells (LH) were assessed at £515 6s. 8d., but the figure should have been £525 6s. 8d. NAS, E.71/30/5. CAP 1572; 9 chalders of wheat £13 18s., should have been £14 8s. E.71/6/3, f. 7v. Perth 1574; 9,960 lambskins (LH) £8 12s. 6d., should have been £8 5s. 10d. E.71/22/1, f. 6v. Cupar 1576 (a); 300 and 5 score woolfells at 50s. should have been 51s. 2d. E.71/8/2. Perth 1578; 6,800 goatskins (LH) at £5 10s., should have been £5 13s. 4d.; and 52½ gross of gloves at £8 7s. 6d., should have been £7 16s. 11d. E.71/22/3, ff. 5v., 6v. Dundee 1580 (a); 2 lasts and 7 barrels of oil at £4 14s., should have been £4 13s. E.71/12/10, f.14. Dumfries 1593; 38½ pieces of sky cloth at £6 8d., should have been £6 8s. 4d. E.71/10/3, f. 3v. Montrose 1596; 5 dakkers of hides at 26s. 8d., should have been 13s. 4d. E.71/21/3.

### III. ARITHMETIC ERRORS IN PARTICULAR ACCOUNTS

Each customar presented his custom book to the Exchequer, and the clerks of the Exchequer totalled the separate commodities in them, giving a sum total which was used to work out the custom value for each commodity. In lengthy accounts a page total was also given. These figures were checked against the corresponding account of the clerk of cocket, which had undergone a similar procedure. This double check was designed to eliminate abuses and errors. Faced, however, with numerous, and sometimes lengthy, accounts, it was only natural that mistakes in the totalling would be made; these would then be carried into the enrolled account without necessarily being apparent.

A sample of particular accounts was examined to see how prevalent clerical counting errors were. The accounts chosen were those consulted and transcribed during the course of this study, except those which were damaged and were illegible in parts. Out of 32 accounts examined, 21 did not contain any arithmetic mistakes.<sup>13</sup> In the remaining 11 accounts, total errors were only 0.8% of the customs. The over and under counting, in fact, almost cancel each other.<sup>14</sup> While mistakes were made in totalling the commodities, they were rare, and the quantities concerned were negligible. It cannot, of course, be established if mistakes were made when the accounts were originally compiled. For the sake of consistency the counting errors in the limited number of surviving particulars have not been corrected in the database of enrolled account figures.

---

<sup>13</sup> Aberdeen NAS, E.71/1/1, 3, 6-7, 9-10; Arbroath E.71/2/1; Ayr E.71/3/1; Banff E.71/4/1; CAP E.71/6/2-3; Culross E.71/7/1-3; Cupar E.71/8/3; Dundee E.71/12/6; Haddington E.71/16/2; Inverkeithing E.71/17/1-2; Linlithgow E.71/20/1; and Montrose E.71/21/2.

<sup>14</sup> Aberdeen NAS, E.71/1/2: the total for woolfells was 20 woolfells too little. Aberdeen E.71/1/4: the wool total was 1 sack too much, and the page total for hides on f. 5v. was 1 daker too little. Aberdeen E.71/1/8: the total for woolfells was 120 woolfells too little. Burntisland E.71/5/1: the total of herring was 3 lasts too big; 4 dozen narrow cloth and 3 dozen broad cloth were listed, but in the total all 7 dozen was customed at 2s. 6d. per dozen; while 3,000 cod were omitted from the page total, the final total and hence the enrolled account. CAP E.71/6/9: the total of Loch Broom herring included 2 barrels too many; the total was 1,200 cod too many; and total for Norway Stulling was 16d. too much. Cupar E.71/8/2: total of cloth was 2 dozen too few, and there was ½ daker too much in the hides total. Dundee E.71/12/1: the cloth total was 20 dozen too much. Dysart E.71/13/2: total of salt was 12 chalders too many. Perth E.71/22/2: the page total for cloth on f. 3v. was half a dozen too many, and on f. 5v it was 5 dozen too few; the totals for both scaldings and futefells were 60 skins too many. Prestonpans E.71/23/1: an entry for 13 chalders of coal on f. 1 gives the custom value for 14 chalders (i.e. 56s. instead of 52s.); it is not known which value is correct. Stirling E.71/27/4: total of goatskins was 100 goatskins (LH) too few.



#### IV. CONVENTIONS USED FOR THE TABLES

The tables of corrections (A4-1 to A4-9) are listed chronologically. The manuscripts use Latin words for quantities and roman numerals for money; with a few exceptions the tables use Arabic numerals only. Where it is necessary to highlight where the mistake has been made, the original forms such as lasts, barrels, dakers, etc. or long hundreds have been maintained. A few of the errors were identified in the later editions of the *Exchequer Rolls of Scotland*; these have been noted and listed in the tables.

**Table A4-1: Printing/Transcription Errors in Quantities**

<i>Printed Ref.</i>	<i>Date</i>	<i>Burgh</i>	<i>Printed Entry</i>	<i>Ref. NAS</i>	<i>Manuscript Entry</i>
<i>E.R.</i> , I, 80	1327 (a)	Berwick-T	10,700 woolfells	E.38/3	10,702 woolfells [LH]
<i>E.R.</i> , I, 95	1328 (b)	Cupar	5 sacks [...] wool	E.38/4	5 sacks 22 st.
<i>E.R.</i> , I, 95	1328 (b)	Cupar	11 woolfells	E.38/4	1,411 woolfells [LH]
<i>E.R.</i> , II, 190	1365	Perth	20 lasts 1 daker 17 hides	E.38/51	20 last 10 dakers 7 hides
<i>E.R.</i> , II, 270	1368	Stirling	1 lasts 12 hides	E.38/59	1 last 12 dakers
<i>E.R.</i> , II, 374	1373 (a)	Linlithgow	7 lasts 4 dakers 4 hides	E.38/67	7 last 14 dak. 4 hides (sic.)
<i>E.R.</i> , III, 45	1380 (b)	Aberdeen	4,206 woolfells	E.38/88	4,100 5 score 6 woolfells
<i>E.R.</i> , III, 54	1381	Haddington	40 last 3 sacks 2 st. wool	E.38/90*	40 last 3 sacks 22 st. wool
<i>E.R.</i> , III, 47	1381	Dundee	28 last 8 dakers 8 hides	E.38/90*	28 last 8 dakers 4 hides
<i>E.R.</i> , III, 63	1382	Kinghorn	3 last 1 sacks 7 st. wool	E.38/92	3 last 1 sacks 7½ st. wool
<i>E.R.</i> , III, 62	1382	Dunbar	2,000 5 score 13 woolfells	E.38/92	2,900 5 score 13 woolfells
<i>E.R.</i> , III, 70	1382	Banff	1,760 woolfells	E.38/92	760 woolfells [LH]
<i>E.R.</i> , III, 93	1383	North Berwick	3 last 18 dakers 17 hides	E.38/93	3 last 18 dakers 7 hides
<i>E.R.</i> , III, 117	1385	Edinburgh	5 last 6 dakers 9 hides	E.38/95	55 last 6 dakers 9 hides
<i>E.R.</i> , III, 137	1386	Montrose	360 woolfells	E.38/96	361 woolfells [LH]
<i>E.R.</i> , III, 154	1387	St Andrews	1,800 woolfells	E.38/97	1,080 woolfells [LH]
<i>E.R.</i> , III, 227	1391	Haddington	1,600 woolfells	E.38/103	1,060 woolfells [LH]
<i>E.R.</i> , III, 225	1391	Stirling	12 sacks 21½ st.	E.38/103	12 sacks 21 st.
<i>E.R.</i> , III, 226	1391	Dundee	1,908 woolfells	E.38/103	1,098 woolfells [LH]
<i>E.R.</i> , III, 258	1391	St Andrews	2 last 18 dakers	E.38/107	2 last 18 dakers 1 hide
<i>E.R.</i> , III, 331	1394	St Andrews	1,801 woolfells	E.38/111	1,081 woolfells [LH]
<i>E.R.</i> , III, 324	1394	North Berwick	4,701 woolfells	E.38/111	4,071 woolfells [LH]
<i>E.R.</i> , III, 390	1396	Stirling	14 last 1 sack 6 st. wool	E.38/116	4 last 1 sack 6 st.
<i>E.R.</i> , III, 490	1400	Stirling	20 last 12 dakers	E.38/127	20 last 10 dakers
<i>E.R.</i> , III, 500	1400	North Berwick	2,790 woolfells	E.38/127	2079 [LH]
<i>E.R.</i> , III, 566	1403	Linlithgow	65 last 14 dakers 6 hides	E.38/134	65 last 15 dakers 6 hides
<i>E.R.</i> , III, 613	1406	Linlithgow	48 last 18 daker 17 hides	E.38/137	48 last 18 dakers 7 hides
<i>E.R.</i> , IV, 54	1408	Perth	435 woolfells	E.38/143	1435 woolfells [LH]
<i>E.R.</i> , IV, 193	1414	Dundee	4 last 10 dakers 6 hides	E.38/158	4 last 16 dakers 6 hides
<i>E.R.</i> , IV, 195	1414	Montrose	1,808 woolfells	E.38/158	1,088 woolfells [LH]
<i>E.R.</i> , IV, 197	1414	Stirling	602 woolfells	E.38/158	682 woolfells [LH]
<i>E.R.</i> , IV, 197	1414	Haddington	815 woolfells	E.38/158	1815 woolfells [LH]
<i>E.R.</i> , IV, 199	1414	Kinghorn	14 dakers hides	E.38/158	4 daker hides
<i>E.R.</i> , IV, 199	1414	Aberdeen	236 woolfells	E.38/158	1236 woolfells [LH]
<i>E.R.</i> , IV, 203	1414	Arbroath	360 woolfells	E.38/158	370 woolfells [LH] (sic.)
<i>E.R.</i> , IV, 218	1415	Dundee	976 woolfells	E.38/161	1,976 woolfells [LH]
<i>E.R.</i> , IV, 226	1415	Dunbar	556 woolfells	E.38/161	456 woolfells [LH]
<i>E.R.</i> , IV, 273	1417	Aberdeen	8 last 12 dakers 5 hides	E.38/165	8 last 10 dakers 5 hides
<i>E.R.</i> , IV, 388	1425	Aberdeen	1704 woolfells	E.38/174	1714 woolfells [LH]
<i>E.R.</i> , IV, 407	1426	Montrose	37s custom cloth	E.38/176	27s. custom cloth
<i>E.R.</i> , IV, 614	1435	Dundee	4,169 woolfells	E.38/185	4,179 woolfells [LH]
<i>E.R.</i> , V, 2	1437	Stirling	280 shorlings	E.38/188	1,284 shorlings [LH]
<i>E.R.</i> , V, 115	1442	Haddington	2 last 6 dakers 7 hides	E.38/195	1 last 6 dakers 7 hides
<i>E.R.</i> , V, 125	1443	Edinburgh	23,4816 woolfells	E.38/196	24,496 woolfells [LH] (sic.)
<i>E.R.</i> , V, 124	1443	Dunbar	91 woolfells	E.38/196	811 woolfells [LH]
<i>E.R.</i> , V, 144	1444	Haddington	3,800 5 score 8 woolfells	E.38/197	3,800 5 score 6 woolfell [LH]
<i>E.R.</i> , V, 185	1445	Perth	4,063 woolfells	E.38/198	4,603 woolfells [LH]

**Table A4-1: Printing/Transcription Errors in Quantities (cont.)**

<i>Printed Ref.</i>	<i>Date</i>	<i>Burgh</i>	<i>Printed Entry</i>	<i>Ref. NAS</i>	<i>Manuscript Entry</i>
<i>E.R.</i> , V, 223	1446	Haddington	4,812 woolfells	E.38/201	4,092 woolfells [LH] (sic.)
<i>E.R.</i> , V, 223	1446	Linlithgow	16 last 4 sacks wool	E.38/201	16 lasts 4 stone wool
<i>E.R.</i> , V, 231	1446	Stirling	1,816 woolfells	E.38/201	1,096 woolfells [LH]
<i>E.R.</i> , V, 381	1450	Edinburgh	56 last 11 dakers 5 hides	E.38/209	56 last 11 dakers 8 hides
<i>E.R.</i> , V, 508	1452	Aberdeen	12 last 18 dakers 4 hides	E.38/213	12 last 8 dakers 4 hides
<i>E.R.</i> , V, 629	1454	Inverkeithing	3 dakers 8 hides	E.38/218	3 last 8 dakers (sic.)
<i>E.R.</i> , VI, 302	1457	Haddington	5 last 1 sack 15 sack	E.38/226	5 last 1 sack 16 st.
<i>E.R.</i> , VI, 586	1460	Dundee	6,800 woolfells	E.38/232	6,080 woolfells [LH]
<i>E.R.</i> , VII, 38	1461	Cupar	2 dozen cloth	E.38/237	20 dozen cloth
<i>E.R.</i> , VII, 139	1462	Dundee	9 dozen cloth	E.38/242	96 dozen cloth
<i>E.R.</i> , VII, 141	1462	Ayr	4 last 12 dakers	E.38/242	4 last 10 dakers
<i>E.R.</i> , VII, 138	1462	Stirling	13 last 3 dakers 6 hides	E.38/242	263.7dakers
<i>E.R.</i> , VII, 216	1463	Cupar	94 woolfells	E.38/250	813 woolfells [LH]
<i>E.R.</i> , VII, 219	1463	Stirling	5 last 9 dakers	E.38/250	5 last 9 dakers 4 hides
<i>E.R.</i> , VII, 283	1464	Edinburgh	126 last 6 sacks 3 st. wool	E.38/252	122 last 6 sacks 3 st.
<i>E.R.</i> , VII, 294	1464	Dunbar	9 sacks 2 st. wool	E.38/252	9 sack 21st
<i>E.R.</i> , VII, 369	1465	Dundee	301 dozen cloth	E.38/254	201 dozen cloth [LH]
<i>E.R.</i> , VII, 369	1465	Dundee	5,950 woolfells	E.38/254	5,095 woolfells [LH]
<i>E.R.</i> , VII, 584	1468	Stirling	17 sacks 12 st. wool	E.38/260	17 sacks 10 st. wool
<i>E.R.</i> , VII, 588	1468	Aberdeen	3,100 5 score 15 woolfells	E.38/260	3,100 5 score 17 woolfells
<i>E.R.</i> , VII, 661	1469	Stirling	12 barrels herring	E.38/262	12 barrels salmon
<i>E.R.</i> , VIII, 256	1474	Dundee	4,040 lambskins	E.38/267	4,400 lambskins [LH]
<i>E.R.</i> , VIII, 319	1475	St Andrews	rabbit skins (4s.)	E.38/269	400 rabbit skins 4s. [LH]
<i>E.R.</i> , VIII, 382	1476	Linlithgow	4 dozen 6 ells cloth	E.38/271	84 dozen 6 ells
<i>E.R.</i> , VIII, 382	1476	North Berwick	150 woolfells	E.38/271	156 woolfells [LH]
<i>E.R.</i> , VIII, 283	1476	Arbroath	1,920 scaldings	E.38/271	1,926 scaldings [LH]
<i>E.R.</i> , VIII, 461	1477	Kinghorn	3 sack 21 st. wool	E.38/273	3 sack 2 st.
<i>E.R.</i> , VIII, 550	1478	Aberdeen	1,703 woolfells	E.38/275	1,073 woolfells [LH]
<i>E.R.</i> , VIII, 622	1479	Inverkeithing	4 last 6 dakers hides	E.38/277	4 last 6 dakers 5 hides
<i>E.R.</i> , VIII, 620	1479	Berwick-T	160 cod	E.38/277	2,160 cod [LH]
<i>E.R.</i> , IX, 74	1480	Dundee	8,090 cod	E.38/279	8,900 cod [LH]
<i>E.R.</i> , IX, 216	1483	Edinburgh	770 futefells	E.38/284	1,700 futefells [LH]
<i>E.R.</i> , IX, 340	1485	Dumbarton	7 last 6 dakers	E.38/288	7 last 8 dakers
<i>E.R.</i> , IX, 337	1485	Linlithgow	4 last 17 hides	E.38/288	4 last 17 dakers
<i>E.R.</i> , X 60	1488 (b)	Edinburgh	64 last 3 sacks 13 st.	E.38/294	64 last 3 sacks 16 st.
<i>E.R.</i> , X, 133	1489	Haddington	189 dozen cloth	E.38/296	189 doz. 6 ells [LH]
<i>E.R.</i> , X, 234	1490	Haddington	17 dakers	E.38/298	16 dakers
<i>E.R.</i> , X, 227	1490	North Berwick	1,690 scaldings	E.38/298	690 scaldings [LH]
<i>E.R.</i> , X, 362	1492	Aberdeen	1,160 woolfells	E.38/302	1,166 woolfells [LH]
<i>E.R.</i> , X, 387	1493	Edinburgh	2,760 cod	E.38/303	10,760 cod [LH]
<i>E.R.</i> , X, 380	1493	Haddington	1,600 lamb & rabbit skins	E.38/303	1,060 lamb & rabbit [LH]
<i>E.R.</i> , X, 457	1494	Crail	500 cod	E.38/305	1,500 cod [LH]
<i>E.R.</i> , X, 606	1496	Stirling	1,283 woolfells	E.38/309	1,083 woolfells
<i>E.R.</i> , XI, 55	1497	Dundee	1 last 2 sacks 3 st. wool	E.38/311	1 last 4 sacks 3 st. wool
<i>E.R.</i> , XI, 116	1498	Cupar	2,534 woolfells	E.38/313	2,532 woolfells [LH] (sic.)
<i>E.R.</i> , XI, 230	1499	Edinburgh	8,600 shorlings	E.38/315	8,060 shorlings [LH]
<i>E.R.</i> , XI, 264	1500	Stirling	4 last 2 sacks 7 st. wool	E.38/318	4 last 2 sacks 9 st. wool
<i>E.R.</i> , XI, 269	1500	Perth	2,800 woolfells	E.38/318	20,80 woolfells [LH]
<i>E.R.</i> , XI, 271	1500 (b)	Ayr	200 lentrenware	E.38/318	1,200 lentrenware [LH]

**Table A4-1: Printing/Transcription Errors in Quantities (cont.)**

<i>Printed Ref.</i>	<i>Date</i>	<i>Burgh</i>	<i>Printed Entry</i>	<i>Ref. NAS</i>	<i>Manuscript Entry</i>
<i>E.R.</i> , XI, 272	1500	Kirkcudbright	4 sack 11 st. wool	E.38/318	4 sack 12 st. wool
<i>E.R.</i> , XI, 268	1500	Dysart	do. malt and barley	E.38/318	12 bolls malt and barley
<i>E.R.</i> , XI, 371	1501	Arbroath	260 cod	E.38/320	1,260 cod [LH]
<i>E.R.</i> , XI, 367	1501	Ayr	12,00 cod	E.38/320	2,200 cod [LH]
<i>E.R.</i> , XI, 368	1501	Stirling	1 last 12 st. wool	E.38/320	1 last 10 st. wool
<i>E.R.</i> , XI, 375	1501	Edinburgh	£21 10s. Eng. cloth	E.38/320	£22 10s. Eng. cloth
<i>E.R.</i> , XII, 84	1502	Dysart	160 cod	E.38/323	360 cod [LH]
<i>E.R.</i> , XII, 159	1503	Cupar	818 woolfells	E.38/325	880 woolfells [LH]
<i>E.R.</i> , XII, 159	1503	Pittenweem	1 ch. 16 bolls	E.38/325	1 ch. 15 bolls
<i>E.R.</i> , XII, 269	1504	Kirkcudbright	3 last 11 dakers	E.38/328	3 last 10 dakers
<i>E.R.</i> , XII, 369	1505	Crail	6 st. iron (imported)	E.38/330	36 st. iron (imported)
<i>E.R.</i> , XII, 372	1505	Edinburgh	21,400 woolfells	E.38/330	21,040 woolfells [LH]
<i>E.R.</i> , XII, 372	1505	Edinburgh	11 last 4 barrels suet	E.38/330	11 last 7 barrels suet
<i>E.R.</i> , XII, 379	1505	Stirling	5 barrels [blank]	E.38/330	5 barrels salmon
<i>E.R.</i> , XII, 473	1506	Aberdeen	2,912 woolfells	E.38/332	2,910 woolfells [LH]
<i>E.R.</i> , XII, 462	1506	Dumbarton	1,200 dozen	E.38/332	2,200 dozen [LH] lege ells
<i>E.R.</i> , XIII, 95	1508	Edinburgh	[not given]	E.38/336	4 barrels oil (4s.)
<i>E.R.</i> , XIII, 95	1508	Edinburgh	[not given]	E.38/336	900 cod (18s.) [LH]
<i>E.R.</i> , XIII, 229	1509	Edinburgh	6 last 7 barrels suet	E.38/340	6 last 5 barrels
<i>E.R.</i> , XIII, 370	1510	Montrose	100 5 score woolfells	E.38/344	1,100 5 score woolfells
<i>E.R.</i> , XIII, 370	1510	Stirling	[not given]	E.38/344	1 last 9 b salmon (£4 4s)
<i>E.R.</i> , XIII, 483	1512	Edinburgh	94 dozen cloth	E.38/346	894 dozen [LH]
<i>E.R.</i> , XIV, 199	1516 (b)	Edinburgh	400 cod	E.38/355	1,400 cod [LH]
<i>E.R.</i> , XIV, 330	1518	Dundee	500 5 score 30 doz. cloth	E.38/361	500 5 score 13 dozen
<i>E.R.</i> , XIV, 329	1518	Ayr	300 scaldings	E.38/361	200 scaldings [LH]
<i>E.R.</i> , XIV, 437	1522 (a)	Aberdeen	2,903 woolfells	E.38/366	2,930 woolfells [LH] (sic.)
<i>E.R.</i> , XIV, 422	1522 (a)	Edinburgh	500 calf skins	E.38/366	400 [LH]
<i>E.R.</i> , XV, 184	1525	Edinburgh	4 last 3 sack 22 st. wool	E.38/372	44 last 3 sacks 22 st.
<i>E.R.</i> , XV, 184	1525	Edinburgh	6,305 score 19 doz. cloth	E.38/372	6,300 5 score 19 dozen
<i>E.R.</i> , XV, 184	1525	Edinburgh	1,600 futefells	E.38/372	1,700 futefells [LH]
<i>E.R.</i> , XV, 187	1525	Kirkcudbright	104 score dozen cloth	E.38/372	100 5 score dozen
<i>E.R.</i> , XV, 270	1526	Edinburgh	5,766 dozen cloth	E.38/375	5,676 dozen [LH]
<i>E.R.</i> , XV, 270	1526	Edinburgh	7 last 10 barrels tar	E.38/375	26 last 11 barrels
<i>E.R.</i> , XV, 269	1526	Dundee	605 score 16 doz. cloth	E.38/375	600 5 score 16 dozen
<i>E.R.</i> , XV, 268	1526	CAP	7 score 12 last 8 bar. herring	E.38/375	6 score 12 last 8 barrels
<i>E.R.</i> , XV, 266	1526	Ayr	8 barrels herring	E.38/375	8 last 4 barrels
<i>E.R.</i> , XV, 358	1527	Haddington	6 last 14 st. wool	E.38/378	7 last 14 st. wool
<i>E.R.</i> , XV, 361	1527 (b)	Montrose	22 dozen cloth	E.38/378	20 dozen
<i>E.R.</i> , XV, 440	1528	Dundee	8 last 9 barrels salmon	E.38/381	28 last 9 barrels
<i>E.R.</i> , XV, 443	1528	Dumbarton	12 last 2 dakers	E.38/381	2 last 2 dakers
<i>E.R.</i> , XVII, 60	1538	Linlithgow	97 dozen cloth	E.38/408	97½ dozen cloth
<i>E.R.</i> , XX, 210	1576	Irvine	6 dozen cloth	E.38/485	69 dozen cloth
<i>E.R.</i> , XXI, 156	1581	Stirling	1,790 woolfells	E.38/497	1,690 woolfells [LH]
<i>E.R.</i> , XXIII, 182	1597	Dumbarton	1,802 dozen goatskins	E.38/529	1,800 2 dozen goat [LH]
<i>E.R.</i> , XXIII, 242	1598 (a)	Stirling	82 dozen cloth	E.38/531	80 dozen cloth
<i>E.R.</i> , XXIII, 242	1598 (b)	Stirling	408 dozen cloth	E.38/531	48 dozen cloth
<i>E.R.</i> , XXIII, 333	1598 (c)	Culross	100 5 score 37 ch. salt	E.38/534	100 5 score 17 ch. salt
<i>E.R.</i> , XXIII, 333	1599	Stirling	3,760 woolfells	E.38/534	3,660 woolfells [LH]

**Table A4-2: Printing/Transcription Errors in Money**

<i>Printed Ref.</i>	<i>Date</i>	<i>Burgh</i>	<i>Item</i>	<i>Printed Entry</i>	<i>Ref. NAS</i>	<i>Manuscript Entry</i>
<i>E.R.</i> , I, 101	1328 (b)	Edinburgh	cocket of Inverkeithing	£9 18s. 7s.	E.38/4	£9 17s. 7d.
<i>E.R.</i> , I, 172	1329	Stirling	Total	112s. 4d.	E.38/14	107s. 4d.
<i>E.R.</i> , I, 366	1331	Aberdeen	Total	£663 12s. 5d.	E.38/20	£663 3s. 5d. (difficult to read; sum of discharge £663 4s. 5d.)
<i>E.R.</i> , I, 426	1332 (b)	Edinburgh	Total	£57 19s. 7d.	E.38/23	£47 19s. 7d.
<i>E.R.</i> , I, 529	1343	Aberdeen	Woolfells	£10 14s. 5d.	E.38/32	£9 14s. 5d.
<i>E.R.</i> , II, 13	1360	Aberdeen	Woolfells	63s. 6d.	E.38/37	58s. 6d.
<i>E.R.</i> , II, 8	1360	Edinburgh	Hides (aliens)	29s. 8d.	E.38/37	29s. 4d.
<i>E.R.</i> , II, 93	1362 (a)	Montrose	Woolfells	£6 13s. 6d.	E.38/44	£6 14s. 6d.
<i>E.R.</i> , II, 89	1362 (a)	Edinburgh	Wool	£1,930 4s. 7d.	E.38/44	£1,931 4s. 7d.
<i>E.R.</i> , II, 189	1365	Dundee	Hides	£21 13s. 2d.	E.38/51	£21 13s. 2½d.
<i>E.R.</i> , II, 234	1367 (a)	Edinburgh	Total	j <sup>m</sup> vii <sup>c</sup> iii iii Li. xviii. vjd.	E.38/55	j <sup>m</sup> vii <sup>c</sup> iii <sup>xx</sup> iii Li. xviii. vjd.
<i>E.R.</i> , II, 269	1368	Inverness	Hides	50s. 8½d.	E.38/59	50s. 7½d.
<i>E.R.</i> , II, 275	1367 (b)	Edinburgh	Total	£498 17s. 5½d.	E.38/59	£498 7s. 5½d.
<i>E.R.</i> , III, 4	1380	Haddington	Woolfells	£29 2s. 6d.	E.38/88	£29 3s. 6d.
<i>E.R.</i> , III, 47	1381	Dundee	Wool	£582 4s. 6d.	E.38/90*	£582 4s. 6½d.
<i>E.R.</i> , III, 63	1382	Linlithgow	Hides	£356 10s. ½d.	E.38/92	£256 10s. ½d.
<i>E.R.</i> , III, 93	1383	Cupar	Hides	£15 15s. 8d.	E.38/93	£15 15s. 8½d.
<i>E.R.</i> , III, 117	1385	Edinburgh	Hides	£47 11s. 8d.	E.38/95	£147 11s. 8d.
<i>E.R.</i> , III, 112	1385	Aberdeen	Woolfells	£181 3s. 3d.	E.38/95	£18 13s. 3d.
<i>E.R.</i> , III, 114	1385	Dundee	Hides	£40 9s. 7d.	E.38/95	£40 9s. 7½d.
<i>E.R.</i> , III, 119	1385	North Berwick	Wool	£617 1s. 1d.	E.38/95	£617 13½d.
<i>E.R.</i> , III, 124	1385	Stirling	Total	£218 11s. 1½d.	E.38/95	£128 11s. 1½d.
<i>E.R.</i> , III, 133	1386	Linlithgow	Hides	£32 12s. 4d.	E.38/96	£132 12s. 4d.
<i>E.R.</i> , III, 151	1387	Stirling	Hides	£22 3s. 9d.	E.38/97	£122 3s. 9d. (sic.)
<i>E.R.</i> , III, 210	1390	Perth	Woolfells	£23 0s. 6d.	E.38/102	£23 0s. 6½d.
<i>E.R.</i> , III, 228	1391	Perth	Total	£378 17s. 1½d.	E.38/103	£378 7s. 1½d.
<i>E.R.</i> , III, 324	1394	Stirling	Hides	£91 1s. 10½d.	E.38/111	£71 1s. 10½d.
<i>E.R.</i> , III, 406	1397	Linlithgow	Woolfells	£86 16s. 4d.	E.38/120	£86 6s. 4d.
<i>E.R.</i> , III, 497	1400	St Andrews	Hides	£2 7s. 8d.	E.38/127	£2 7s. 8½d.
<i>E.R.</i> , III, 599	1404	Perth	Wool	£356 7s. 2½d.	E.38/135	£360 7s. 2½d.
<i>E.R.</i> , III, 569	1403	Aberdeen	Arrears	£81 19s. 9d.	E.38/134	£81 9s. 9d.
<i>E.R.</i> , III, 634	1406	Kinghorn	Total	£18 4s. 4d.	E.38/137	£18 4s. 4½d.
<i>E.R.</i> , IV, 113	1410	Edinburgh	Wool	£1,522 13½d.	E.38/149	£1,572 13½d.
<i>E.R.</i> , IV, 148	1412	Arbroath	Woolfells	£31 7s. 7d.	E.38/152	£3 17s. 7d.
<i>E.R.</i> , IV, 226	1415	Dunbar	Woolfells	59s. 5d.	E.38/161	59s. 8d.
<i>E.R.</i> , IV, 253	1416	Perth	Hides	£17 13s. 7d.	E.38/162	£17 13s. 8d.
<i>E.R.</i> , IV, 338	1421	Inverkeithing	Wool	£25 17s. 9½d.	E.38/171	£25 17s. 10½d.
<i>E.R.</i> , IV, 367	1422	Edinburgh	Woolfells	£79 22s. 3d.	E.38/173	£79 12s. 3d.
<i>E.R.</i> , IV, 434	1428	Stirling	Total	£34 11s. 4½d.	E.38/177	£34 11s. 6½d.
<i>E.R.</i> , IV, 470	1429	Edinburgh	Total	£2,319 12s. 10d.	E.38/178	£2,319 10s. 10d.
<i>E.R.</i> , IV, 514	1430	Perth	Total	£333 2s. 4d.	E.38/179	£333 2s. 3d.
<i>E.R.</i> , IV, 530	1431	Haddington	Total	£443 3s. 9d.	E.38/181	£444 3s. 9d.
<i>E.R.</i> , IV, 565	1434	Montrose	Wool	£47 4s. 5d.	E.38/182	£47 4s. 5½d.
<i>E.R.</i> , IV, 559	1434	North Berwick	Hides	£2 13s. 14d.	E.38/182	54s. 11d.

**Table A4-2: Printing/Transcription Errors in Money (cont.)**

<i>Printed Ref.</i>	<i>Date</i>	<i>Burgh</i>	<i>Item</i>	<i>Printed Entry</i>	<i>Ref. NAS</i>	<i>Manuscript Entry</i>
<i>E.R.</i> , IV, 608	1435	North Berwick	Scald & futefell	18s. 10d.	E.38/185	18s. 10½d.
<i>E.R.</i> , IV, 624	1435	Edin. cloth	Cloth	£206 19s. 9d.	E.38/185	£206 19s. 9½d.
<i>E.R.</i> , V, 2	1437	Stirling	Lentrenware	£3	E.38/188	3d.
<i>E.R.</i> , V, 19	1438	Dunbar	Hides	24s. 8d.	E.38/191	34s. 8d.
<i>E.R.</i> , V, 115	1442	Haddington	Wool	£109 1s. 3d.	E.38/195	£109 2s. 3d.
<i>E.R.</i> , V, 138	1445	Inverkeithing	Dependency	£11 18s	E.38/198	£11 10s.
<i>E.R.</i> , V, 269	1447	Inverkeithing	Arrears	£18 18s. 2d.	E.38/203	£18 8s. 2d.
<i>E.R.</i> , V, 304	1448	Linlithgow	Hides	£16 3s. 10d.	E.38/205	£16 13s. 10d.
<i>E.R.</i> , V, 373	1450	Linlithgow	Total	£187 4s. 9½d.	E.38/209	£189 4s. 9½d.
<i>E.R.</i> , V, 425	1451	Perth	Wool	£88 13s. 5½d.	E.38/211	£88 14s. 5½d.
<i>E.R.</i> , V, 496	1452	Edinburgh	Salt	£25 17s. 10d.	E.38/213	£35 17s. 10d.
<i>E.R.</i> , V, 621	1454	Stirling	Wool	£16 4s.	E.38/218	£16 4s. 8d.
<i>E.R.</i> , V, 623	1454	Linlithgow	Cloth total	£13 9s. 1d.	E.38/218	£13 19s. 1d.
<i>E.R.</i> , V, 620	1454	North Berwick	Hides	£3 13s.	E.38/218	£3 12s.
<i>E.R.</i> , V, 621	1454	Stirling	Woolfells	£2 3s.	E.38/218	44s.
<i>E.R.</i> , VI, 587	1460	North Berwick	Total	£3 11s. 6d.	E.38/232	£31 11s. 6d.
<i>E.R.</i> , VII, 38	1461	Perth	Wool	£1 16s.	E.38/236	£36
<i>E.R.</i> , VII, 37	1461	Linlithgow	Hides	6s. 8d.	E.38/237	£5 18s. 6d.
<i>E.R.</i> , VII, 38	1461	Cupar	Hides	£1 6s.	E.38/237	36s.
<i>E.R.</i> , VII, 152	1462	Cupar	Woolfells	£10 13s. 8d.	E.38/239	£10 14s. 8d.
<i>E.R.</i> , VII, 139	1462	Dundee	Hides	£26 19s. 6d.	E.38/242	£23 19s. 6d.
<i>E.R.</i> , VII, 139	1462	Dundee	Cloth	£87 17s. 10d.	E.38/242	£7 17s. 10d.
<i>E.R.</i> , VII, 142	1462	Aberdeen	Total	£114 17s. 11½d.	E.38/242	£514 17s. 11½d.
<i>E.R.</i> , VII, 153	1462	Linlithgow	Wool	£77 2s. 4d.	E.38/244	£77 2s. 3d.
<i>E.R.</i> , VII, 215	1463	Dundee	Wool	£26 4s. 5½d.	E.38/249	£226 4s. 5½d.
<i>E.R.</i> , VII, 217	1463	Perth	Total	£116 5s. 4d.	E.38/250	£116 5s. 3d.
<i>E.R.</i> , VII, 294	1464	Dunbar	Woolfells	£2 12s. 4d.	E.38/252	£2 13s. 4d.
<i>E.R.</i> , VII, 366	1465	North Berwick	Scaldings	£3 6s. 3d.	E.38/254	£3 16s. 3d.
<i>E.R.</i> , VII, 430	1466	Aberdeen	Salmon	1s. 11d.	E.38/256	23s.
<i>E.R.</i> , VII, 421	1466	Berwick T	Total	£60 8s. 11d.	E.38/256	£60 8s. 11½d.
<i>E.R.</i> , VII, 421	1466	Berwick T	Total (arrears)	£74 2s. 10½d.	E.38/256	£70 3s. 10½d.
<i>E.R.</i> , VII, 511	1467	Kirkcudbright	Wool	£2	E.38/258	£40
<i>E.R.</i> , VII, 506	1467	Linlithgow	Total	£73 1s. 2½d.	E.38/258	£73 22½d.
<i>E.R.</i> , VII, 507	1467	Haddington	Woolfells	£15 18s.	E.38/258	£15 18s. 4d.
<i>E.R.</i> , VII, 589	1468	Edinburgh	Hides	£26 6s. 8d.	E.38/260	£26 6s. 4d.
<i>E.R.</i> , VII, 659	1469	Inverkeithing	Woolfells	£2 18s. 10d.	E.38/262	£2 18s. 10½d.
<i>E.R.</i> , VII, 665	1469	Berwick T	Total	£90 6d. etc.	E.38/262	£90 18d. etc.
<i>E.R.</i> , VIII, 468	1477	Dysart	Herring	£28 8s. 6d.	E.38/273	£20 8s. 6d. (sic.)
<i>E.R.</i> , VIII, 463	1477	Aberdeen	Wool	£200 12s. 3d.	E.38/273	£251 12s. 3d.
<i>E.R.</i> , VIII, 496	1477	North Berwick	Total	£14 11s. 4d.	E.38/273	£18 11s. 4d.
<i>E.R.</i> , VIII, 539	1478	Berwick T	Cod	1s. 10d.	E.38/275	22s.
<i>E.R.</i> , VII, 539	1478	Berwick T	Eng. Salt	47 4d.	E.38/275	47s. 4d.
<i>E.R.</i> , IX, 67	1480	Linlithgow	all skins	39s. 3 li ½d.	E.38/279	39s. 3½d.
<i>E.R.</i> , IX, 69	1480	Leith	Total	£37 3s. 6d. etc	E.38/279	£37 4s. 6d. etc.
<i>E.R.</i> , IX, 70	1480	Montrose	Total (arrears)	£398 8s. 7d.	E.38/279	£398 8s. 5d.
<i>E.R.</i> , IX, 151	1481	Aberdeen	Hides	18s.	E.38/281	18s. 8d.
<i>E.R.</i> , IX, 149	1481	Dundee	Salmon	£47 16s.	E.38/281	£17 16s.
<i>E.R.</i> , IX, 212	1483	Linlithgow	Cloth	15s. 7½d.	E.38/284	15s. 7d.
<i>E.R.</i> , IX, 442	1486	Kirkcudbright	Hides	£18 15s. 4d.	E.38/290	£18 13s. 4d.
<i>E.R.</i> , IX, 544	1487	Dysart	Salt	£1 6s. 8d.	E.38/292	£26 18s.

**Table A4-2: Printing/Transcription Errors in Money (cont.)**

<i>Printed Ref.</i>	<i>Date</i>	<i>Burgh</i>	<i>Item</i>	<i>Printed Entry</i>	<i>Ref. NAS</i>	<i>Manuscript Entry</i>
<i>E.R., X, 131</i>	1489	North Berwick	Total	£4 13s. 5½d.	E.38/296	£4 14s. 5½d.
<i>E.R., X, 131</i>	1489	Linlithgow	Cloth	£2 6s. 8d.	E.38/296	£2 6s. 10d.
<i>E.R., X, 133</i>	1489	Haddington	Salt	£81 9s.	E.38/296	£8 19s.
<i>E.R., X, 144</i>	1489	Leith	Barley	£28 2s.	E.38/296	£38 2s.
<i>E.R., X, 232</i>	1490	Crail	Hides	8s. 8d.	E.38/298	18s. 8d.
<i>E.R., X, 385</i>	1493	Dysart	English	£3 1s. 4d.	E.38/303	£3 3s.
<i>E.R., X, 529</i>	1495	Pittenweem	Total	£15 16s.	E.38/307	£15 18s.
<i>E.R., X, 611</i>	1496	Montrose	Cod	£5 6s. 8d.	E.38/309	£5 16s. 8d.
<i>E.R., XI, 48</i>	1497	IRSC	Salmon	£84	E.38/311	£84 8s.
<i>E.R., XI, 211</i>	1498 (a)	Edinburgh	Futefells	£5	E.38/318	50s.
<i>E.R., XI, 120</i>	1498 (b)	Dunbar	Herring	£6	E.38/313	£6 4s.
<i>E.R., XI, 225</i>	1500	Irvine	Herring	£46 8s.	E.38/315	£46 4s.
<i>E.R., XI, 364</i>	1501	Pittenweem	Herring	£12 10s.	E.38/320	£12 12d.
<i>E.R., XI, 369</i>	1501	Dundee	Cod	£2 10s.	E.38/320	£2 1s.
<i>E.R., XII, 85</i>	1502	Arbroath	Hides	£1 6s.	E.38/323	36s.
<i>E.R., XII, 89</i>	1502	Edinburgh	Woolfells	£65 6s. 8d.	E.38/323	£165 6s. 8d.
<i>E.R., XII, 79</i>	1502	Irvine	Total	£14 1s. 2d.	E.38/323	£14 16d.
<i>E.R., XII, 157</i>	1503	Haddington	Wool	£37 17s. 10d.	E.38/325	£34 17s. 10d.
<i>E.R., XII, 269</i>	1504	Stirling	Wool	£47 15s. 7d.	E.38/328	£17 15s. 7d.
<i>E.R., XII, 462</i>	1507	Pittenweem	Eng. malt	£5 8s.	E.38/334	£5 8s. 4d.
<i>E.R., XII, 600</i>	1507	Aberdeen	Total	[blank]	E.38/334	£519 7s. 7d.
<i>E.R., XIII, 86</i>	1508	Haddington	Tack	£20	E.38/336	£120
<i>E.R., XIII, 89</i>	1508 (b)	Stirling	Wool	£19 13s. 4d.	E.38/336	£14 13s. 4d.
<i>E.R., XIII, 92</i>	1508	Aberdeen	Wool	£291 13s. 9d.	E.38/336	£291 17s. 9d.
<i>E.R., XIII, 234</i>	1509	Pittenweem	Oil	£1 14s.	E.38/340	24s.
<i>E.R., XIII, 370</i>	1510	Stirling	Hides	£17 5s.	E.38/344	£17 5s. 4d.
<i>E.R., XIII, 363</i>	1510	Dundee	Cloth	£63 10s.	E.38/344	£64 10s.
<i>E.R., XIII, 489</i>	1512	Dundee	Oil	£2 13s.	E.38/346	54s.
<i>E.R., XIII, 482</i>	1512	Dumbarton	Herring	£71	E.38/346	£71 18d. (sic)
<i>E.R., XIII, 572</i>	1513	Haddington	Cloth	£10 6s. 8d.	E.38/348	£10 6s. 6d.
<i>E.R., XIII, 571</i>	1513	Haddington	Hides	£8 10s.	E.38/348	£8 10s. 8d.
<i>E.R., XIII, 574</i>	1513	Edinburgh	Tallow	£115s.	E.38/348	£11 5s.
<i>E.R., XIV, 47</i>	1514	Ayr	Woolfells	37s. 11d.	E.38/350	38s. 11d.
<i>E.R., XIV, 98</i>	1515 (a)	Aberdeen	Woolfells	£24 5s. 6½d.	E.38/352	£23 5s. 6½d.
<i>E.R., XIV, 332</i>	1518	Perth	Hides	£24 15s. 8d.	E.38/361	£24 10s. 8d.
<i>E.R., XIV, 437</i>	1522 (2)	Aberdeen	Woolfells	£17 17s. 9d.	E.38/366	£17 17s. 9½d.
<i>E.R., XV, 61</i>	1524	Montrose	Total (arrears)	£67 5s. 7d.	E.38/369	£67 5s. 8d.
<i>E.R., XV, 66</i>	1524	Aberdeen	Hides	£27 13s. 10d.	E.38/369	£28 13s. 10d.
<i>E.R., XV, 184</i>	1525	Edinburgh	Futefells	36s. 8d.	E.38/372	56s. 8d.
<i>E.R., XV, 186</i>	1525	Cupar	Hides	£3 16s. 4d.	E.38/372	£3 17s. 4d.
<i>E.R., XV, 186</i>	1525	Cupar	Woolfells	25s. 1d.	E.38/372	35s. 1d.
<i>E.R., XV, 182</i>	1525	Aberdeen	Cod	£22	E.38/372	22s.
<i>E.R., XV, 180</i>	1525	Montrose	Cloth	12s. 7d.	E.38/372	12s. 6d.
<i>E.R., XV, 181</i>	1525	Dundee	Cloth	£65 18s. 6d.	E.38/372	£65 17s. 6d.
<i>E.R., XV, 182</i>	1525	Perth	Wool	£16 16s. 8d.	E.38/372	£16 6s. 8d.
<i>E.R., XV, 178</i>	1525	Irvine	Cloth	£6 10s.	E.38/372	£5 10s.
<i>E.R., XV, 178</i>	1525	CAP	Total	£9 16s. 10d.	E.38/372	£69 10s.
<i>E.R., XV, 179</i>	1525	Ayr	English	£2 16s.	E.38/372	57s.
<i>E.R., XV, 179</i>	1525	Haddington	Wool	£19 1s. 1d.	E.38/372	£19 13½d.
<i>E.R., XV, 179</i>	1525	Haddington	Total	£67 8s. 5d.	E.38/372	£67 8s. 5½d.

**Table A4-2: Printing/Transcription Errors in Money (cont.)**

<i>Printed Ref.</i>	<i>Date</i>	<i>Burgh</i>	<i>Item</i>	<i>Printed Entry</i>	<i>Ref. NAS</i>	<i>Manuscript Entry</i>
<i>E.R.</i> , XV, 181	1525	Dundee	Hides	£43 16s. 4d.	E.38/372	£43 17s. 4d.
<i>E.R.</i> , XV, 181	1525	Dundee	Woolfells	£15 15s. 6d.	E.38/372	£15 15s. 6½d.
<i>E.R.</i> , XV, 181	1525	Dundee	Total	£190 18s. 4d.	E.38/372	£190 10s. 4½d.
<i>E.R.</i> , XV, 181	1525	Dundee	Total (arrears)	£198 18s. 4d.	E.38/372	£198 18s. 4½d.
<i>E.R.</i> , XV, 182	1525	Aberdeen	Wool	£129 6s. 3d.	E.38/372	£129 6s. 8d.
<i>E.R.</i> , XV, 182	1525	Aberdeen	Salmon	£150	E.38/372	£100
<i>E.R.</i> , XV, 270	1526	Edinburgh	Herring	£4 13s.	E.38/375	£4 14s.
<i>E.R.</i> , XV, 269	1526	Dundee	Woolfells	£70 3s. 4d.	E.38/375	£71 3s. 4d.
<i>E.R.</i> , XV, 362	1526	Edinburgh	Tar	£16 13s.	E.38/375	£16 3s.
<i>E.R.</i> , XV, 265	1526	Irvine	Hides	£11 16s.	E.38/375	£11 16d.
<i>E.R.</i> , XV, 438	1527	Edinburgh	Woolfells	£450 13d.	E.38/378	£451 13d.
<i>E.R.</i> , XV, 359	1527	Perth	Hides	£16 4s.	E.38/378	£17 4s.
<i>E.R.</i> , XV, 359	1527	Perth	Cloth	£23 3s. 9d.	E.38/378	£23 13s. 9d.
<i>E.R.</i> , XV, 359	1527	Perth	Total	£147 11s. 9d.	E.38/378	£147 11s. 10d.
<i>E.R.</i> , XV, 361	1527	Inverkeithing	Total to comp.	35s.	E.38/378	33s.
<i>E.R.</i> , XV, 361	1527	Montrose	Total	£149 9s. 4d.	E.38/378	£141 9s. 4d.
<i>E.R.</i> , XV, 366	1527	Aberdeen	Wool	£228 11s. 1d.	E.38/378	£228 11s. 1½d.
<i>E.R.</i> , XV, 366	1527	Aberdeen	Total	[not given]	E.38/378	£396 15s. 7½d.
<i>E.R.</i> , XV, 438	1528	Edinburgh	Futefells	13s.	E.38/381	15s.
<i>E.R.</i> , XV, 437	1528	Haddington	Wool	£30 3s. 5d.	E.38/381	£50 4s. 5d.
<i>E.R.</i> , XV, 442	1528	Perth	Hides	£17 13s. 8d.	E.38/381	£17 14s. 8d.
<i>E.R.</i> , XVI, 62	1531	CAP	Herring	£121 8s.	E.38/389	£12 18s.
<i>E.R.</i> , XVI, 151	1532 (b)	Perth	Wool	£7 13s. 4d.	E.38/392	£4 13s. 4d.
<i>E.R.</i> , XXII, 249	1592	Edinburgh	Wax	£171 9s.	E.38/519	£121 9s.
<i>E.R.</i> , XXIII, 238	1598 (a)	Edinburgh	Hides	£100 4s.	E.38/531	£151 4s.
<i>E.R.</i> , XXIII, 336	1598 (d)	Edinburgh	Woolfells	£24 13s. 7d.	E.38/534	£24 15s. 7d.



**Table A4-3: Printing/Transcription Errors in Dates**

<i>Year</i>	<i>Burgh</i>	<i>Printed ref.</i>	<i>Printed date</i>	<i>Ref. NAS</i>	<i>Manuscript date</i>
1413	Arbroath	<i>E.R. IV, 172</i>	18 June 1412	E.38/156	10 June 1412
1416	Haddington	<i>E.R. IV, 249</i>	24 June 1416	E.38/162	25 June 1416
1425	North Berwick	<i>E.R. IV, 386</i>	12 May 1425	E.38/174	11 May 1425
1431	Inverness	<i>E.R. IV, 576</i>	8 April 1431	E.38/182	28 April 1431
1434	Banff	<i>E.R. IV, 570</i>	18 May 1433	E.38/182	15 May 1433
1434	Aberdeen Cloth	<i>E.R. IV, 568</i>	10 July 1434	E.38/182	10 June 1434
1435	Aberdeen cloth & salm a/c	<i>E.R. IV, 628</i>	10 June 1454	E.38/185	10 June 1434
1441	Arbroath	<i>E.R. V, 100</i>	28 August 1441	E.38/194	27 August 1441
1452	Edinburgh	<i>E.R. V, 496</i>	26 July 1451	E.38/213	27 July 1451
1454	Haddington	<i>E.R. V, 626</i>	16 July 1453	E.38/218	16 June 1453
1464	Edinburgh	<i>E.R. VII, 362</i>	12 July 1464	E.38/252	12 June 1464
1466	Kirkcudbright	<i>E.R. VII, 431</i>	12 July 65	E.38/256	11 July 1465
1474	Leith	<i>E.R. VIII, 255</i>	28 July 1474	E.38/267	23 July 1474
1476	Dysart	<i>E.R. VIII, 384</i>	19 June 1475	E.38/271	19 July 1475
1479	Haddington	<i>E.R. VIII, 623</i>	28 June 1479	E.38/277	18 June 1479
1481	Leith	<i>E.R. IX, 154</i>	30 July 1481	E.38/281	31 July 1481
1482	Arbroath	<i>E.R. IX, 199</i>	26 Jun 1482	E.38/283	20 June 1482
1488	Dysart	<i>E.R. X, 55</i>	31 July 1488	E.38/294	30 July 1488
1495	Aberdeen	<i>E.R. X, 538</i>	2 October 1495	E.38/307	3 October 1495
1495	Aberdeen*	<i>E.R. X 538</i>	28 Nov. 1495	E.38/307	30 Nov. 1495
1498	Stirling	<i>E.R. XI, 117</i>	22 June 1498	E.38/313	27 June 1498
1500	Aberdeen*	<i>E.R. XI 264</i>	5 Nov. 1500	E.38/318	6 Nov. 1500
1507	Linlithgow	<i>E.R. XIII, 599</i>	17 June 1506	E.38/334	21 June 1506 (sic)
1509	Cupar	<i>E.R. XIII, 228</i>	not given	E.38/340	10 July 1508
1512	Dundee	<i>E.R. XIII, 489</i>	16 July 1512	E.38/346	26 July 1512
1516	Haddington	<i>E.R. XIV, 190</i>	13 July 1516	E.38/355	23 July 1516
1516	Dundee	<i>E.R. XIV, 191</i>	14 July 1516	E.38/355	24 July 1516
1524	Aberdeen*	<i>E.R., XV, 66</i>	9 March 1522	E.38/366	7 March 1522
1524	Haddington	<i>E.R. XV, 55</i>	5 Feb. 1522	E.38/369	15 Feb. 1522
1525	Stirling	<i>E.R. XV, 179</i>	15 May 1523	E.38/372	15 March 1524
1525	Cupar	<i>E.R. XV, 185</i>	14 August 1524	E.38/372	13 August 1524
1526	Banff	<i>E.R. XV, 274</i>	27 July 1525	E.38/375	20 July 1525
1527	Linlithgow	<i>E.R. XV, 358</i>	7 July 1526	E.38/378	10 July 1526
1527	North Berwick	<i>E.R. XV, 358</i>	10 July 1526	E.38/378	12 July 1526
1527	Dundee	<i>E.R. XV, 360</i>	27 July 1526	E.38/378	20 July 1526

\* date rendered

**Table A4-4: Corrections to Enrolled Accounts using Particular Accounts**

<i>Date</i>	<i>Burgh</i>	<i>Goods</i>	<i>Printed Ref.</i>	<i>Error</i>	<i>Part. Ref. (NAS)</i>	<i>Correction</i>
1529 (a)	Edinburgh	Hides	<i>E.R.</i> , XV, 514-5	£160 17s. 4d.	E.71/30/2	£170 16s. 16d.
1529 (a)	Edinburgh	Cloth	<i>E.R.</i> , XV, 514-5	3,075 dozen	E.71/30/2, ff. 8v.,9v.	3,093 dozen [LH]
1532	Aberdeen	Woolfells	<i>E.R.</i> , XVI, 149-50	2,008 woolfells	E.71/1/4, f. 4v.	2,800 woolfells [LH]
1538	Edinburgh	Woolfells	<i>E.R.</i> , XVII, 60-1	77,600 woolfells	E.71/30/3, f.20	67,600 wf. [LH]
1539	Edinburgh	Wine	<i>E.R.</i> , XVII, 1 84-5	34 <i>dolio</i> 1 pun	E.71/30/4-5	34 tun 1½ pun
1539	Edinburgh	Pitch & tar	<i>E.R.</i> , XVII, 184-5	9 lasts	E.71/30/4; 30/5	9 last 5 barrels
1540	Edinburgh	Cloth	<i>E.R.</i> , XVII, 304	8 <sup>m</sup> 5 score 12 dozen cloth	E.71/30/7, f. 20v.	8,200 5 score 12 dozen [LH]
1540	Edinburgh	Hides	<i>E.R.</i> , XVII, 304	89 last 19 dak.	E.71/30/7, f. 37	89 last 19½ dak.
1565 (a)	Edinburgh	Malt	<i>E.R.</i> , XIX, 294	7½ ch.	E.71/30/13, f. 123v.	12½ ch.
1572	CAP	Sathis	<i>E.R.</i> , XX, 97	500 sathis	E.71/6/2	1,500 sathis [LH]
1574	Perth	Goatskins	<i>E.R.</i> , XX, 146-7	22s. 1d.	E.71/22/1, f. 5v.	42s. 1d.
1574	Ayr	Hides	<i>E.R.</i> , XX, 149-50	103 last 16.2 dak.	E.71/3/3	9 last 16.2 dakers
1576	Dysart	Coal		29 ch. salt	E.71/13/2	29 ch. coal
1576	Edinburgh	Glass	<i>E.R.</i> , XX, 251	[Not given] 24s	E.71/30/19, f. 73v.	8 credils (24s)
1576	Edinburgh	Woad	<i>E.R.</i> , XX, 251	[Not given] £28 8s.	E.71/30/19, f. 73	122 pokes woad [LH] (£28 8s.)
1577	CAP	Eng. goods	<i>E.R.</i> , XX, 274	£7 12s.	E.71/12/9	£7 2s.
1579	Dumfries	Wool	<i>E.R.</i> , XX, 296	£11 13s. 5½d.	E.71/10/1	£11 14s. 5½d.
1579	Dumfries	Black bonnets	<i>E.R.</i> , XX, 296	[not given]	E.71/10/1	1 dozen b bonnets (3s.)
1580	Edinburgh	Oil	<i>E.R.</i> , XXI, 6	£13 2s.	E.71/30/21, f. 57v.	£14 2s.
1581	Burntisland	Cod	<i>E.R.</i> , XXI, 159	[Not given]	E.71/5/1, f. 2v.	2,500 pilde fish [LH] (also missing page total in particular a/c)
1582	Aberdeen	Cod	<i>E.R.</i> , XXI, 214	5 last 9 bar salmon	E.71/1/8, f. 6v.	5 last 9 bar keiling
1590	Edinburgh	N tallow	<i>E.R.</i> , XXII, 91-2	3 last 2½bar	E.71/30/24, f. 46 & E.71/30/23	3 last 9½ bar
1590	Edinburgh	Futefells	<i>E.R.</i> , XXII, 91-2	[not given]	E.71/30/22, f. 33 & E.71/30/23, f. 34	2,660 [LH] (£4 8s. 4d.)
1590	Edinburgh	Clapholt	<i>E.R.</i> , XXII, 91-2	[not given]	E.71/30/22, f. 44v	4s.
1591	Edinburgh	Glass	<i>E.R.</i> , XXII, 170-1	[not given] 9s.	E.71/30/24, f. 35v	3 credils (9s.)
1591	Edinburgh	Lambskins	<i>E.R.</i> , XXII, 170-1	51 lamb	E.71/30/24, f. 23v & E.71/30/25, f. 24v	51,900 lamb [LH]
1591	Edinburgh	Futefells	<i>E.R.</i> , XXII, 170-1	£3 4s. 4d.	E.71/30/25, f. 24 & E.71/30/24, f. 25	£3 3s. 4d.
1591	Edinburgh	Wine	<i>E.R.</i> , XXII, 170-1	£37 15s.	E.71/30/25, f. 33 & E.71/30/24, f. 31v.	£27 15s.
1591	Edinburgh	Malt	<i>E.R.</i> , XXII, 170-1 (& E.71/30/24, f. 32)	9 ch. 12 boll	E.71/30/25, f. 34v.	39 ch. 12 boll
1592	Perth	Woolfells	<i>E.R.</i> , XXII, 244	1,500 woolfells	E.71/22/4, f. 3	1,560 woolfells [LH]
1592	Perth	Shorlings	<i>E.R.</i> , XXII, 244	1,500 shorlings	E.71/22/4, f. 3	1,600 [LH]
1592	Edinburgh	Hides	<i>E.R.</i> , XXII, 170-1	60 last 4.33 dak	E.71/30/26, f. 26v.	60 last 4½ dakers
1592	Edinburgh	Salmon	<i>E.R.</i> , XXII, 248-9	19 last 10.3 bar	E.71/30/26, f. 27 & E.71/30/27, f. 29v.	19 last 10½bar
1592	Edinburgh	Herring	<i>E.R.</i> , XXII, 248-9	902 last herring	E.71/30/26, f. 28 & E.71/30/27, f. 30v.	92 last herring & codling
1592	Edinburgh	Lambskins	<i>E.R.</i> , XXII, 248-9	£3	E.71/30/26, f. 23 & E.71/30/27, f. 25v.	£77

**Table A4-4: Corrections to Enrolled Accounts using Particular Accounts (cont.)**

<i>Date</i>	<i>Burgh</i>	<i>Goods</i>	<i>Printed Ref.</i>	<i>Error</i>	<i>Part. Ref. (NAS)</i>	<i>Correction</i>
1593	Edinburgh	Futefells	<i>E.R.</i> , XXII, 335-6	£3 futefells	E.71/30/29, f. 34	£3 10s.
1593	Edinburgh	Coal	<i>E.R.</i> , XXII, 335-6	£175 1s.	E.71/30/29, f. 41	£175 2s.
1593	Edinburgh	Wild leather	<i>E.R.</i> , XXII, 335-6	30½ dozen	E.71/30/28, f. 34v	31½ dakers
1593	Edinburgh	Copper	<i>E.R.</i> , XXII, 335-6	Brass.£4 5s.	E.71/30/29, f. 47v	Copper £4 5s.
1593	Edinburgh	Eng. drinking beer	<i>E.R.</i> , XXII, 335-6	[not given] £49	E.71/30/29, f. 53v	49 tuns £49
1593	Edinburgh	Eng. barley	<i>E.R.</i> , XXII, 335-6	[Not given]	E.71/30/29, f. 42v.	2ch £4
1593	Edinburgh	Eng. wheat	<i>E.R.</i> , XXII, 335-6	£4 Eng. wheat	E.71/30/29, f. 42v.	53s. 4d.
1593	Edinburgh	Deals	<i>E.R.</i> , XXII, 335-6	3,090 deals	E.71/30/29, f. 43	3,290 [LH]
1593	Edinburgh	Brass	<i>E.R.</i> , XXII, 335-6	3 bar 3 st. malt (32s.)	E.71/30/29, f. 43v.	3 bar 3 st. brass (32s.) [E.71/30/28, f.45 gives 22s.]
1593	Edinburgh	Malt for stulling	<i>E.R.</i> , XXII, 335-6	[Not given] 16s.	E.71/30/29, f. 43v.	1 ch. malt (16s.)
1593	Dumfries	Hooks	<i>E.R.</i> , XXII, 424	180 dozen	E.71/10/3, f. 1	9 score (i.e. enrolled is a short hundred)
1593	Dumfries	Kelt	<i>E.R.</i> , XXII, 424	147 pieces [LH]	E.71/10/3, f. 28	score 6 pieces
1596	St Andrews	Futefells	<i>E.R.</i> , XXIII, 132	[not given] 31s. 8d.	E.71/25/1, f. 2	960 futefells [LH]
1598 (c)	Stirling	Fox skins	<i>E.R.</i> , XXIII, 333	6s.	E.71/27/7, f. 2v.	6s. 4d.
1598 (c)	Stirling	Herring	<i>E.R.</i> , XXIII, 333	[Not Given]	E.71/27/7, f. 1	2 barrels (2s.)
1599	Stirling	Lamb	<i>E.R.</i> , XXIII, 333	2,060 lamb	E.71/27/7, f. 3	2,360 lamb [LH]

**Table A4-5: Corrections to the Quantities in the Custom accounts**

(in each account the sum of the monetary customs is equal to the gross charge)

<i>Date</i>	<i>Burgh</i>	<i>Commodity</i>	<i>Quantity Given</i>	<i>Corrected Quantity</i>
1329	Berwick T	Hides	58 lasts 15 dakers 3 hides	48 lasts 15 dakers 3 hides
1331 (a)	Perth	Woolfells	<i>octiginata et decem</i>	810 woolfells [LH]
1331 (b)	Dundee	Woolfells (foreigners)	<i>nonaginta</i> 4 score 13 woolfells	900 4score 13 woolfells
1340	Aberdeen	Hides	36 lasts 18 dakers 8 hides	26 lasts 18 dakers 8 hides?
1343	Linlithgow	Hides	3 lasts and half hides	3 lasts half dakers
1358	Edinburgh	Wool	<i>duplicatione</i> 4 score 7 lasts 9 sacks 7 st.	480 sacks 3 st. (perhaps middle new custom)
1359	Inverness	Woolfells	93 woolfells	90 and 13 woolfells
1360	Inverkeithing	Hides	8 dakers 9 hides	8.6 dakers
1360	Haddington	Wool	18 3/4 sacks	17 3/4 sacks
1360	Perth	Hides	125½ dakers	123½ dakers
1362 (b)	Perth	Woolfells	390 and 10 woolfells	390 and 14 woolfells [LH]
1364	Perth	Wool	<i>quingentarum quingue</i> lasts 1 sacks 19½ st.	5 score 5 lasts 1 sacks 19½ st. (would give correct monetary total)
1365	Haddington	Woolfells	8 <sup>m</sup> 5 score 79 woolfells	8,579 woolfells [LH]
1366 (a)	Edinburgh	Wool	187 lasts 7 sacks 7 st.	175 lasts 7 sacks 7 st. [SH]
1366 (a)	St Andrews	Woolfells	398 woolfells	388 woolfells [LH]
1367	Ayr	Hides	17.7 dakers	17.3 dakers
1367 (b)	Linlithgow	Wool	17 lasts 2 sacks 19½ st.	18 lasts 2 sacks 19½ st.
1367 (b)	Montrose	Hides	3 lasts 12 dakers	3 lasts 12½ dakers
1368	St Andrews	Wool	9 lasts ... sacks 11 st.	9 lasts 5 sacks 11 st.
1370	Haddington	Eng. wool	22 lasts 6 sacks 6 st.	26 lasts 6 sacks 6 st.
1370	Haddington	Wool	475 sacks 17 st.	475 sacks 7 st.
1370	Stirling	Woolfells	383 woolfells	384 woolfells [LH]
1370	Ayr	Hides	58 lasts 8 hides	58 daker 8 hides
1373 (a)	Linlithgow	Hides	7 lasts 14 dakers 4 hides (manuscript)	27 lasts 14 dakers 4 hides
1373	Ayr	Hides	2 lasts 6 dakers 6 hides	2 lasts 6 dakers
1373	Ayr	Woolfells	485 woolfells	483 woolfells [LH]
1376	Aberdeen	Woolfells	1,175 woolfells	10,175 woolfells [LH]
1376	Inverness	Wool	64 sacks 14 st.	64 sacks 20 st.
1376	Inverness	Hides	2 lasts 13 dakers 1 hide	32 lasts 13 dakers 1 hide
1378	North Berwick	Wool	191 sacks 2½ st.	191 sacks 22½ st. (tronar's fee, including 30 sacks of English wool, 223d.)
1378	Dundee	Woolfells	1,044 woolfells	1,144 woolfells [LH]
1379	Edinburgh	Woolfells	24,984 woolfells	24,584 woolfells [LH]
1382	Montrose	Woolfells	2,000 5 score 19	2,519 woolfells [LH]
1383	Dunbar	Woolfells	885 woolfells	1,885 woolfells [LH]
1385	Cupar	Woolfells	933 woolfells	1,933 woolfells [LH]
1386	Linlithgow	Woolfells	1,700 5 score 13 woolfells	1,753 woolfells [LH]
1386	Perth	Hides	16 lasts 2 dakers 4 hides	16 lasts 2 dakers 2 hides
1387	St Andrews	Hides	14 dakers 9 hides	iii <sup>xx</sup> 14 dakers 9 hides
1387	Montrose	Wool	21 lasts 1 sacks 10 st. (E.38/97 21 lasts 1 sacks [text obscure])	21 lasts 1 sacks 23 st.
1387	Perth	Wool	35 lasts 7 sacks 17½ st. (E.38/97 35 lasts 7 [text obscured] ½ st.)	35 lasts 7 sacks 15½ st.
1387	Stirling	Hides	40 lasts 16 dakers 4 hides	45 lasts 16 dakers 4 hides

**Table A4-5: Corrections to the Quantities in the Custom accounts (cont.)**

<i>Date</i>	<i>Burgh</i>	<i>Commodity</i>	<i>Quantity Given</i>	<i>Corrected Quantity</i>
1388	Montrose	Hides	15 lasts 1 dakers 4 hides	15 lasts 3 dakers 4 hides
1389	Edinburgh	Wool	502 lasts 2 sacks 16 st.	5 score 2 lasts 2 sacks 16 st.
1389	Stirling	Wool	9 sacks 19 st.	10 sacks 19 st.
1389	Haddington	Eng. wool	5 lasts 10½ sacks	5 lasts 5 sacks 10½ st.
1390	St Andrews	Hides	2 lasts 2 hides	2 lasts 6 hides
1390	Dunbar	Hides	4 lasts 3 dakers 5 hides	4 lasts 3 dakers 1 hide
1391	Inverkeithing	Wool	45 sacks 16 st.	45 sacks 15 st.
1391	Haddington	Hides	9 dakers 5 hides	9 dakers 8 hides
1392	Dunbar	Wool	29 lasts 7 sacks 7 st.	29 lasts 7 sacks 20 st.
1392	Linlithgow	Wool	74 lasts 1 sacks [text obscured] st.	74 lasts 1 sacks 10 st.
1393	Stirling	Wool	6 lasts 6 sacks ½ st.	6 lasts 6½ st. (tronar 60d.)
1396	Arbroath	Wool	2 lasts 3 sacks 12 st.	2 lasts 3 sacks 10 st.
1399	Dunbar	Wool	16 lasts 6 sacks 9 st.	16 lasts 4 sacks 9 st. (but tronar's fee 166d.)
1401	Arbroath	Wool	15 sacks 20 st.	15 sacks 2 st.
1402	Cupar	Woolfells	1,069 woolfells	1,059 woolfells [LH]
1402	Linlithgow	Woolfells	3,500 5 score 16	3,400 5 score 16
1403	Stirling	Hides	21 lasts 6 hides	21 lasts 6 dakers
1403	Edinburgh	Hides	33 lasts 7.3 dakers	23 lasts 7.3 dakers
1404	Montrose	hides	5 lasts 5 dakers	5 lasts 15 dakers
1404	Montrose	Woolfells	778 woolfells	758 woolfells [LH]
1404	Edinburgh	Woolfells	4,061 woolfells	4,461 woolfells [LH]
1407	Perth	Woolfells	4,867 woolfells	4,767 [LH]
1408	Perth	Wool	18 lasts 9 sacks 4 st.	18 lasts 9 sacks 14 st.
1409	Inverkeithing	Woolfells	377 woolfells	367 woolfells [LH]
1409	Cupar	Woolfells	1,305 woolfells	1,315 woolfells
1409	Montrose	Woolfells	1,685 woolfells	1,675 woolfells [LH]
1410	Haddington	Hides	2 lasts 2 dakers	2 lasts 10 dakers
1410	Inverness	Hides	8 lasts 3 dakers 5 hides	8 lasts 13 dakers 5 hides
1412	Dunbar	Wool	304 sacks 2½ st.	304 sacks 22½ st.
1413	Edinburgh	Wool	1297 sacks 23 st.	1298 sacks 23 st.
1414	Arbroath	Woolfells	370 woolfells (manuscript)	380 [LH]
1415	Montrose	Woolfells	577 woolfells	477 woolfells [LH]
1418	Arbroath	wool	21 sacks	21 sacks 2 st. (tronar's fee 21d)
1420	Linlithgow	Hides	93 lasts 15 dakers 2 hides	83 lasts 15 dakers 2 hides
1420	Montrose	Hides	9 lasts 13 dakers 1 hide	5 lasts 18 dakers 1 hide
1422	Linlithgow	Woolfells	4,500 5 score woolfells	4,400 5 score woolfells [LH]
1422	North Berwick	Woolfells	289 woolfells	279 woolfells [LH]
1422	Dundee	Hides	14 dakers	14.3 dakers
1422	Haddington	Woolfells	2,812 woolfells	2,872 [LH]
1425	Banff	Hides	28.9 dakers	38.9 dakers
1426	Edinburgh	Wool	129 lasts 8 sacks 22 st. [LH]	149 lasts 8 sacks 22 st. [LH] (tronar's fee 1,698d.)
1426	Crail	Woolfells	300 woolfells	60 woolfells
1426	Kinghorn	Hides	14 dakers	24 dakers
1426	Dundee	Hides	17.2 dakers	1 lasts 17.2 dakers
1426	North Berwick	Woolfells	669 woolfells	569 [LH]
1428	Inverkeithing	Woolfells	531 woolfells	1,531 woolfells [LH]
1428	Stirling	Woolfells	810 woolfells [LH]	710 woolfells [LH]
1428	Haddington	Hides	37.4 dakers	38.4 dakers

**Table A4-5: Corrections to the Quantities in the Custom accounts (cont.)**

<i>Date</i>	<i>Burgh</i>	<i>Commodity</i>	<i>Quantity Given</i>	<i>Corrected Quantity</i>
1428	Aberdeen	Woolfells	6,650 woolfells	6,850 [LH]
1428	Montrose	Woolfells	2,798 woolfells	2,898 [LH]
1429	Edinburgh	Wool	147 lasts 7 sacks 2 st.	1,597 sacks (tronar's fee 1,573d.)
1429	Banff	Woolfells	792 woolfells	700 5 score 12 woolfells
1431	Haddington	Wool	18 lasts 8 sacks 20 st.	28 lasts 8 sacks 20 st. (tronar's fee 288d.)
1431	Dundee	Wool	21 lasts 5 sacks 16 st.	31 lasts 5 sacks 16 st. (tronar's fee 315½d.)
1431	North Berwick	Rabbit	200 woolfells	400 [LH]
1434	Dundee	Woolfells	5,128 woolfells	6,128 [LH]
1435	Haddington	Shorlings	6,528 shorlings	8,528 [LH]
1435	Dumbarton	Hides	Possibly related to the cocket of Kirkcudbright	
1435	Arbroath	Scaldings	700 scaldings	708 [LH]?
1437	Edinburgh	Scaldings	42,800 5 score 13	52,800 5 score 13
1438	Edinburgh	Woolfells	63,400 5 score 6	63,300 5 score 6
1440	Aberdeen	Woolfells	1,830 woolfells	1,837 woolfells [LH]
1442	Dunbar	Woolfells	892 woolfells	872 [LH]
1442	Perth	Wool	60 sacks 23 st.	61 sacks 17 st.
1443	Edinburgh	Woolfells	24,496 (manuscript)	23,496 woolfells
1443	Haddington	Woolfells	3,212 woolfells	3,112 [LH]
1444	Dumbarton	wool	23 sacks 17 st.	24 sacks 17 st. (tronar's fee 24d)
1445	Haddington	Hides	19 dakers 15 hides	19 dakers 5 hides
1445	Aberdeen	Woolfells	4,593 woolfells	3,593 woolfells [LH]
1448	Aberdeen	Wool	276 sacks 29 st.	276 sacks 19 st.
1448	Kinghorn	Wool	3 sacks 14 st.	2 sacks 20 st. (but tronar's fee 3½d.)
1449	North Berwick	Hides	47.3 dakers	47.1 dakers
1450	Crail	Woolfells	54 woolfells	57 woolfells
1450	Perth	Hides	12 lasts 5 dakers 2 hides	11 lasts 5 dakers 2 hides
1450	Aberdeen	Woolfells	2,824 woolfells	2,784 woolfells [LH]
1452	Stirling	Woolfells	681 woolfells	691 [LH]
1453	Edinburgh	Woolfells	13,859 woolfells	13,459 woolfells [LH]
1453	Edinburgh	Hides	402.1 dakers	404.1 dakers
1453	Stirling	Woolfells	756 woolfells	1,056 [LH]
1454	Edinburgh	Hides	140 lasts 3 dakers	101 lasts 3 dakers [LH]
1454	Aberdeen	Woolfells	4 <sup>m</sup> 5 <sup>c</sup> 13 woolfells	4 <sup>m</sup> 5 score 13
1454	Dundee	Hides	210.4 dakers	209.4 dakers
1454	Inverkeithing	Hides	3 lasts 8 dak. (manuscript)	3 lasts 4 dakers 8 hides
1455	Dumbarton	Hides	289 dakers	284 dakers
1456	Ed misc.	Cloth	1,917 dozen [SH]	1,937 dozen [SH]
1457	North Berwick	Woolfells	570 woolfells	575 woolfells [LH]
1457	North Berwick	Futefells	435 futefells	455 futefells [LH]
1459	Dunbar	Woolfells	103 woolfells	209 woolfells [LH]
1459	Ed misc.	Cloth	700 5 score 8 dozen	700 5 score 8½ dozen [LH]
1459	North Berwick	Shorlings	2,043 shorlings	2,043 scaldings and futefells [LH]
1459	North Berwick	scald & fute	480 scald & futefells	480 shorlings [LH]
1460	Cupar	Wool	19 sacks 14 st.	19 sacks 16 st.
1460	Cupar	Hides	58 dakers	58½ dakers
1460	Cupar	Woolfells	1,316 woolfells	1,076 woolfells [LH]
1460	Linlithgow	Hides	11 lasts 4 dakers	11 lasts 14 dakers
1461	Dundee	Hides	2 lasts 5 hides	1 lasts 5 hides

**Table A4-5: Corrections to the Quantities in the Custom accounts (cont.)**

<i>Date</i>	<i>Burgh</i>	<i>Commodity</i>	<i>Quantity Given</i>	<i>Corrected Quantity</i>
1461	Linlithgow	Hides	2 lasts 4 dak. [blank] hides	2 lasts 4 dakers 4 hides
1462	Montrose	Wool	8 sacks 8 st.	8 sacks 20 st.
1462	North Berwick	Wool	8 sacks 6 st.	8 sacks 20 st.
1462	Linlithgow	Woolfells	1,995 woolfells	1,900 5 score 5
1463	Dundee	Hides	2 lasts 2 dakers	2 lasts 12 dakers
1463	Haddington	Woolfells	4,018 woolfells	4,068 [LH]
1464	Aberdeen	Hides	84½ dakers	82½ dakers
1464	Dunbar	Scaldings	400 scaldings	400 shorlings [LH]
1464	Dunbar	Shorlings	400 shorlings & futefells	400 scaldings & futefells [LH]
1465	Inverkeithing	Shorlings	300 shorlings	340 shorlings [LH]
1465	Berwick T	Salmon	1 lasts 1 barrel	1 lasts 3 barrels
1465	Aberdeen	Salmon	13 barrels salmon	13½ barrels
1466	Berwick T	Woolfells	84 woolfells	82 woolfells
1466	Linlithgow	Woolfells	1,700 6 score 2 woolfells	1,700 5 score 2 woolfells
1466	Aberdeen	Wool	117 sacks 7 st.	117 sacks 6 st.
1466	Kirkcudbright	Cloth	1600 ells (£53)	1,060 dozen [SH]
1466	Stirling	Woolfells	794 woolfells	700 5 score 4 woolfells
1467	Dunbar	Futefells	200 5 score 5 futefells	290 [LH]
1467	Linlithgow	Woolfells	1,872 woolfells	1,472 woolfells [LH]
1467	Inverness	Hides	further 9 dakers (lege 4 dakers) of sir Thomas Dingwall	
1468	Haddington	Woolfells	1915 woolfells	2915 woolfells [LH]
1468(a)	Cupar	Wool	23 sacks	23 sacks 6 st.
1469	Edinburgh	Scaldings	2,490 scaldings	1,890 scaldings [LH]
1469	Irvine	Hides	195.7 dakers	195.6 dakers
1469	Montrose	Woolfells	980 woolfells	970 woolfells [LH]
1469	Berwick T	Cod	6403 cod	6,400 [LH]
1473	Kirkcudbright	Wool	4 sacks 21 st.	4 sacks 12 st.
1473	North Berwick	Cod	850 cod	855 [LH]
1474	Dunbar	Woolfells	240 woolfells	245 woolfells [LH]
1474	Dunbar	Futefells	300 and 20	300 5 score futefells
1474	Kirkcudbright	Cloth	1,206 dozen 8 ells	126 dozen 8 ells [SH]
1474	Leith	Oil	8 lasts 6 barrels	8 lasts 7 barrels
1474	North Berwick	Woolfells	150 woolfells	154 [LH]
1475	Leith	Salmon	4 lasts 7 barrels.	4 lasts 1 barrel
1475	Dunbar	Scaldings	920 scaldings	927 scaldings [LH]
1475	Inverkeithing	Woolfells	430 woolfells	435 [LH]
1476	Edinburgh	Scaldings	2,700 scaldings	2,600 scaldings [LH]
1476	Kinghorn	Hides	4 dakers 7 hides	4 dakers 8 hides
1476	Dunbar	Woolfells	93 woolfells	83 woolfells
1476	North Berwick	Scaldings	780 scaldings	800 scaldings [LH]
1476	Aberdeen	Hides	11 lasts 3 dakers 3 hides	10 lasts 3.3 daker
1477	Crail	Hides	4 dakers 6 hides	4 dakers 2 hides
1477	Stirling	Hides	2 lasts 17 dakers 5 hides	2 lasts 7 dakers 5 hides
1477 (b)	Montrose	Hides	11 dakers 6 hides	11 dakers 2½ hides
1478	Leith	Herring	93 lasts herring	93 lasts 7 barrels
1479	Berwick T	Salmon	80 lasts 11 barrels	84 lasts 11 barrels

**Table A4-5: Corrections to the Quantities in the Custom accounts (cont.)**

<i>Date</i>	<i>Burgh</i>	<i>Commodity</i>	<i>Quantity Given</i>	<i>Corrected Quantity</i>
1479	Linlithgow	Woolfells	1,440 woolfells	1,340 woolfells [LH]
1480	Edinburgh	Woolfells	24,190 woolfells	24,260 woolfells [LH]
1480	Dunbar	Cod	273 cod	260 cod [LH]
1480	Haddington	Wool	62 sacks 21 st.	62 sacks 23 st.
1480	North Berwick	Wool	2 sacks 18 st.	2 sacks 17 st.
1481	Cupar	Hides	1 last 10 dakers	1 last 10 dakers 3 hides
1481	Kirkcudbright	Hides	2 lasts 3 hides	2 lasts 2 dakers
1481	Dunbar	Cod	500 5 score 11	500 5 score 10
1482	Edinburgh	Shorlings	9,200 shorlings	6,200 shorlings [LH]
1482	North Berwick	Wool	1 sacks 11 st.	1 sacks 10 st.
1482	Stirling	Wool	7 sacks 10 st.	7 sacks 5 st.
1483	Inverkeithing	Shorlings	680 shorlings	780 shorlings [LH]
1483	North Berwick	Shorlings	400 shorlings	460 shorlings [LH]
1483	Perth	Hides	4 lasts 17 dakers	4 lasts 17 dakers 1 hide
1483	Montrose	Wool	3 sacks 21 st.	3 sacks 18 st.
1484	Arbroath	Scaldings	520 scaldings	510 scaldings [LH]
1484	Arbroath	Shorlings	400 5 score 15 shorlings	520 shorlings [LH]
1485	Inverkeithing	Woolfells	180 woolfells	190 woolfells [LH]
1485	Kinghorn	Woolfells	180 woolfells	190 woolfells [LH]
1485	North Berwick	Shorlings	360 shorlings	330 shorlings [LH]
1485	Montrose	Wool	5 sacks 4 st.	5 sacks 5 st.
1486	Aberdeen	Wool	152 sacks 19 st.	152 sacks 21 st.
1486	Montrose	Woolfells	50 woolfells	40 woolfells
1486	Montrose	Salmon	5 lasts salmon	5 lasts 11 barrels
1486	Cupar	Woolfells	490 woolfells	400 5 score
1486 (a)	Perth	Woolfells	1,100 5 score woolfells	1,100 5 score 15 woolfells
1487	Edinburgh	Hides	18 lasts 9 hides	18 lasts 10 dakers 9 hides
1487	North Berwick	Cod	800 cod	400 cod
1487	North Berwick	Woolfells	170 woolfells	177 woolfells [LH]
1487	Arbroath	Woolfells	240 woolfells	250 woolfells [LH]
1487	Aberdeen	Salmon	53 lasts salmon	53 lasts 7 barrels
1487	Kinghorn	Cloth	5 dozen	8 dozen
1488	Dysart	Salt	13 ch. salt	5 score 13 ch.
1488	Aberdeen	Woolfells	3,194 woolfells	3,180 woolfells [LH]
1489	Edinburgh	Shorlings	2,000 shorlings	2,400 shorlings [LH]
1489	Leith	Oil	6½ barrels	7 barrels
1489	Crail	Hides	6 dakers	6 dakers 6 hides
1489	Inverkeithing	Hides	12 dakers 5 hides	12 dakers
1489	Linlithgow	Hides	1 lasts 2 dakers	1 lasts 2 dakers 5 hides
1490	Kinghorn	Cloth	12 dozen (8s.)	8 dozen?
1490	Kinghorn	Wool	¼ sacks by estimate (13s. 4d.)	½ sack OR perhaps ¼ sarpler
1490	Aberdeen	Hides	4 lasts 11 dakers	4 lasts 11 dakers 5 hides
1490	Dysart	Eng. malt	sale 2 firlots of custom 2 ch. 8 bolls malt ( <i>E.R. X</i> , 227). <i>E.38/298</i> custom 2ch 8 boll malt viz. 2 firlots £16 5s. [ <i>lege</i> 2ch 8 bolls AND 2 firlots]	
1490	North Berwick	Scaldings	1,690 scaldings	680 [LH]
1490	Cupar	Woolfells	1,150 woolfells	1,156 [LH]
1491	Perth	Woolfells	1,390 woolfells	1,380 [LH]
1492	Edinburgh	Hides	92 lasts 12 dakers	72 lasts 12 dakers
1492	Cupar	Woolfells	90 woolfells	900 woolfells [LH]



**Table A4-5: Corrections to the Quantities in the Custom accounts (cont.)**

<i>Date</i>	<i>Burgh</i>	<i>Commodity</i>	<i>Quantity Given</i>	<i>Corrected Quantity</i>
1492	Dysart	Hides	11 dakers h and ½	11 dakers 2½ hides
1492	Dundee	Salmon	8 lasts 3 barrel	8 lasts
1492	Dundee	Hides	6 lasts 2½ dakers	6 lasts 12½ dakers
1492	Cupar	Woolfells	90 woolfells	900 [LH]
1492	Perth	Woolfells	420 woolfells	425 [LH]
1493	Edinburgh	Herring	88 lasts 6 barrels	89 lasts 2 barrels
1493	Haddington	Woolfells	3,230 woolfells	3,370 woolfells [LH]
1493	Haddington	Hides	2 lasts 8 dakers	2 lasts 4 dakers
1493	Perth	Woolfells	2,000 woolfells	2,020 [LH]
1493	Dysart	Lentrenware	2,500 lent	2,600 lent [LH]
1494	Cupar	Wool	9 sacks 22 st.	9 sacks 21 st.
1494	Dysart	Woolfells	590 woolfells	570 woolfells [LH]
1494	Linlithgow	Hides	17 dakers	17½ dakers
1494	Perth	Woolfells	1900 woolfells	1,090 woolfells [LH]
1494	Kirkcudbright	Cloth	25 dozen (£12 10s)	250 dozen [SH]
1494 (a)	Edinburgh	Cloth	2,760 dozen	2,730 dozen [LH]
1494 (b)	Edinburgh	Cloth	1,400 5 score 12 dozen	1,400 5 score 13 dozen
1495	Dunbar	Herring	38 lasts 3 barrels	38 lasts 5 barrels
1496	Edinburgh	Lamb	14,400 lamb	14,000 lamb [LH]
1496	Edinburgh	Hides	74 lasts 17 dakers 5 hides	73 lasts 7 dakers 5 hides
1496	Pittenweem	Cod	16,000cod	16,800 cod [LH]
1496	Crail	Cod	2,000 cod	2,500 cod [LH]
1496	Inverkeithing	Hides	10 dakers 6 hides	10 dakers 5 hides
1496	Inverkeithing	Shorlings	400 shorlings	460 shorlings [LH]
1496	Perth	Woolfells	1,800 5 score 10 woolfells	1,700 5 score 5 woolfells
1496	Montrose	Woolfells	1,461 woolfells	1,451 woolfells [LH]
1496	Dysart	Hides	3 dakers 5 hides	3 dakers 6 hides
1496	Dysart	Scaldings	850 scaldings	820 scaldings [LH]
1496	Dysart	Shorlings	940 shorlings	957 shorlings [LH]
1496	Dysart	Futefells	560 futefells	450 futefells [LH]
1496	Cupar	Woolfells	1,222 woolfells	1,232 woolfells
1497	Aberdeen	Salmon	41 lasts 8½ barrels	30 lasts 6½ barrels
1497	Arbroath	Woolfells	1 <sup>c</sup> 90 and 15	1 <sup>c</sup> 95
1498	Inverkeithing	Woolfells	5 score woolfells	75 woolfells
1498	North Berwick	Hides	5 dakers 5 hides	4 dakers 5 hides
1498	Stirling	Woolfells	1,588 woolfells	2,328 woolfells [LH]
1498	Perth	Salmon	7 lasts 3 barrels	7 lasts 4 barrels
1498	Aberdeen	Woolfells	2,890 woolfells	2,800 5 score 90 woolfells
1498	Cupar	Woolfells	2,534 woolfells (manuscript)	2,332 [LH]
1498 (b)	Edinburgh	cloth	1,513 dozen cloth	1,613 dozen [LH]
1499	Crail	Herring	71 barrels	91 barrels
1500	Pittenweem	Cod	5,600 cod	5,300 cod [LH]
1500 (a)	Ayr	Cloth	2,500 5 score 16 ells	2,400 5 score 16 ells (249.7 dozen SH)
1500 (a)	Kinghorn	Shorlings	360 shorlings	380 shorlings [LH]
1500 (a)	IRSC	Salmon	55 lasts	54 lasts 7 barrels
1500 (b)	Linlithgow	Cloth	70 dozen	7 dozen
1500 (b)	North Berwick	Hides	7 dakers 8 hides	8 dakers 2 hides
1500 b	Montrose	Lambskins	1,040 lamb	1,400 lamb
1500 b	Linlithgow	Woolfells	3,900 woolfells	3,920 woolfells

**Table A4-5: Corrections to the Quantities in the Custom accounts (cont.)**

<i>Date</i>	<i>Burgh</i>	<i>Commodity</i>	<i>Quantity Given</i>	<i>Corrected Quantity</i>
1501	Edinburgh	Woolfells	26,690 woolfells	26,790 woolfells [LH]
1501	Ayr	Lamb	290 lamb	296 lamb [LH]
1502	Edinburgh	Hides	35 lasts 1½ daker	35 lasts 1 daker ½ hide
1502	Edinburgh	Woolfells	25,800 woolfells	24,800 woolfells [LH]
1502	Dundee	Woolfells	3,830 woolfells	2,830 woolfells [LH]
1502	Ayr	Wool	4 sacks 6 st.	3 sacks 6 st.
1502	Inverkeithing	Shorlings	480 shorlings	380 shorlings [LH]
1502	Arbroath	Scaldings	200 scaldings	240 [LH]
1503	Edinburgh	Salmon	10 lasts 10 barrels	10 lasts 6 barrels
1503	Crail	Herring	1 last 5 barrels	1 last 4 barrels
1503	Wigtown (Kirk A/c)	Cloth	280 dozen [LH] £10	180 dozen [LH]
1503	Arbroath	Cod	400 cod	500 cod [LH]
1503	Ayr	Cod	2,100 cod	2,160 cod [LH]
1504	Ayr	Cloth	241 dozen [LH]	244 dozen [LH]
1505	Crail	Shorlings	80 shorlings	90 shorlings [LH]
1505	Arbroath	Shorlings	80 shorlings	90 [LH]
1505	Arbroath	Hides	18 daker	17¼ daker
1505	Montrose	Salmon	11 lasts 5 barrels	10 lasts 11 barrels
1505	Perth	Wool	2 lasts 8 sacks	2 lasts 8 sacks 12 st.
1505	Ayr	Salmon	11 barrels	6 barrels
1505	Kirkcudbright	Cloth	158 dozen	158 dozen 4 ells
1505	Crail	Pitch	10 barrels	12 barrels
1505	Edinburgh	Woolfells	21,040 (manuscript)	21,540 [LH]
1506	Edinburgh	Salmon	10 lasts 6½ barrels	20 lasts 6½ barrels
1506	Dumbarton	Cloth	2,200 dozen (£11)	2,200 ells [LH]
1506	Stirling	Woolfells	1,700 woolfells	1,730 woolfells [LH]
1506	Edinburgh	Cod	5,700 cod	10,700 (or new custom)
1506 (b)	Inverkeithing	Hides	2 dakers 4 hides	2 dakers 5 hides
1507	Edinburgh	Cloth	2,851 dozen	2,871 dozen [LH]
1507	Edinburgh	Futefells	2,000 futefells	2,100 futefells [LH]
1508	North Berwick	Hides	11 dakers	10½ dakers
1508	Dumbarton	Herring	51 lasts 4 barrels	41 lasts 4 barrels
1509	Stirling	Wool	1 lasts 1 sacks 5 st.	11 sacks 4 st.
1509	Edinburgh	Stockfish	17 lasts	24 lasts 2 barrels
1510	Wigtown	Hides	3 lasts 5 dozen	3 lasts 5 dakers
1510	Montrose	Cod	2,600 cod	2,300 cod [LH]
1510	Ayr	Cloth	368 dozen	378 dozen [LH]
1510 (a)	Dundee	Salmon	11 lasts 2 barrels	12 lasts 2 barrels
1510 (a)	Edinburgh	Wool	70 lasts 4 st.	69 lasts 2 sacks 14 st.
1511	Dundee	Hides	19 lasts 13½ dakers	19 lasts 3½ dakers
1511	Perth	Salmon	12 lasts 1½ barrels	12 lasts 11½ barrels
1511	Kirkcudbright (Wigtown)	Hides	22 dakers	22½ dakers
1511	Edinburgh	Rabbit	400 rabbit	1,400 [LH]
1511	Edinburgh	Oil	13½ barrels	12½ barrels
1512	Crail	Herring	29 lasts 4 barrels	29 lasts
1512	Stirling	Hides	3 lasts 7 dakers	7 lasts 3 dakers
1512	Montrose	Woolfells	800 5 score	890 [LH]
1512	Irvine	Cloth	134 dozen 8 ells	133 dozen 8 ell [LH]
1513	Montrose	Woolfells	290 woolfells	200 5 score

**Table A4-5: Corrections to the Quantities in the Custom accounts (cont.)**

<i>Date</i>	<i>Burgh</i>	<i>Commodity</i>	<i>Quantity Given</i>	<i>Corrected Quantity</i>
1513	Ayr	Hides	22 lasts 19 dakers 5 hides	21 lasts 9 dakers 5 hides
1513	Dundee	Salmon	83 barrels	83½ barrels
1514	Haddington	Hides	3 lasts 6 dakers 3 hides	3 lasts 9 dakers 3 hides
1514	Stirling	Hides	4 lasts 11 dakers	4 lasts 15 dakers
1514	Arbroath	Shorlings	<i>sex sexaginta</i>	1,060 [LH]
1514	Ayr	Hides	11 lasts 6 dakers	11 lasts 7 dakers 5 hides
1514	Dumbarton	Herring	71 lasts	70 lasts 2 barrels
1514	Dumbarton	Cloth	100 5 score 10 dozen	118 dozen [LH]
1514	Edinburgh	Woolfells	17,100 5 score 10	17,130 woolfells [LH]
1515	Stirling	Hides	11 lasts 9 dakers	11 lasts 16 dakers 5 hides
1515	Wigtown	Wool	2 sacks 12 st.	4 sacks 12 st.
1516	Ayr	Herring	18 lasts [blank]	18 lasts 9½ barrels of herring
1516	Haddington	Wool	2 lasts 1 sack 18 st.	21 sacks 9 st.
1516	Arbroath	Woolfells	240 woolfells	246 woolfells [LH]
1516	Arbroath	Scaldings	490 scaldings	500 scaldings [LH]
1516	Wigtown	Hides	4 lasts hides	4 lasts 3 dakers
1516	Dumbarton	Cloth	3,258 ells	3,796 ells [LH]
1516 (a)	Edinburgh	Hides	25 lasts 5 hides	35 lasts 5 hides
1516 (a)	Edinburgh	Wool	310 sacks 20 st.	310 sacks 22 st.
1517	Edinburgh	Wool	70 lasts 7 sacks	70 lasts 5 sacks (tronar's fee 705d.)
1517	Edinburgh	Cloth	800 5 score 19 dozen	3,800 5 score 19 dozen
1517	Haddington	Hides	6 lasts 4 dakers	6 lasts
1517	Montrose	Woolfells	1,180 woolfells	1,130 woolfells [LH]
1517	Kirkcudbright	Cloth	500 dozen	600 dozen [LH]
1518	Edinburgh	Cod	3,720 cod	3760 cod [LH]
1518	Edinburgh	Cloth	4,835 dozen cloth	4,825 dozen [LH]
1518	Inverkeithing	Scaldings	184 scaldings	324 scaldings [LH]
1518	Ayr	Woolfells	92 woolfells	90 woolfells
1520 (a)	CAP	Cod	260 cod	2,760 cod [LH]
1520 (a)	Haddington	Cloth	101 dozen	111 dozen [LH]
1520 (a)	IRSC	Salmon	27 lasts 4 barrels	27 lasts 10½ barrels
1520 (b)	CAP	Cod	260 cod	2,760 cod [LH]
1520 (b)	Haddington	Cloth	94 dozen 6 ell	94 dozen
1521	Haddington	Cloth	12 dozen 6 ell	11 dozen 6 ell
1522 (1)	Aberdeen	Woolfells	2,930 woolfells (manuscript)	2,960 woolfells [LH]
1522 (a)	Arbroath	Scaldings	480 scaldings	490 scaldings [LH]
1522 (c)	Irvine	Cloth	141 dozen cloth	141 dozen 4 ell [LH]
1523	Edinburgh	Woolfells	100 <sup>m</sup> 1 <sup>c</sup> 5 score	7 <sup>m</sup> 1 <sup>c</sup> 5 score
1525	Haddington	Woolfells	875 woolfells	3,875 woolfells [LH]
1525	Cupar	Hides	19 dakers	29 dakers
1526	Dumbarton	Cloth	251 dozen cloth	251 dozen 8 ell [LH]
1526	North Berwick	Cloth	2 dozen 6 ells	2 dozen 7 ells
1527	Edinburgh	Futefells	1,090 futefells	1,960 futefells [LH]
1527	Haddington	Woolfells	8,420 woolfells	7,420 woolfells [LH]
1528	Dundee	Woolfells	1,840 woolfells	5,840 woolfells [LH]
1528	Haddington	Wool	37 sacks 7 st.	37 sacks 17 st.
1529	Cap	Herring	42 lasts 2 barrels	42 lasts 10 barrels
1529	Haddington	Hides	4 lasts 13 dakers	4 lasts 18 dakers
1529	Montrose	Salmon	16 lasts 3 barrels	16 lasts 5 barrels
1529	Dundee	Woolfells	1,060 woolfells	5,060 woolfells [LH]

**Table A4-5: Corrections to the Quantities in the Custom accounts (cont.)**

<i>Date</i>	<i>Burgh</i>	<i>Commodity</i>	<i>Quantity Given</i>	<i>Corrected Quantity</i>
1529	Dundee	Cloth	500 5 score 18	700 5 score 18 dozen
1529 (b)	Edinburgh	Hides	30 lasts 1½ dakers	28 lasts 15½ dakers
1529 (b)	Edinburgh	Woolfells	2,725 woolfells	22,735 woolfells [LH]
1529 (b)	Edinburgh	Lentrenware	1,660 woolfells	1,760 woolfells [LH]
1530	Montrose	Hides	1 lasts 13 dakers	1 lasts 14 dakers
1530	Dundee	Salmon	28 lasts 10 barrels	29 lasts
1530	Dundee	Hides	8 lasts 4 dakers	8 lasts 3 dakers
1530 (b)	Perth	Hides	6 lasts 3 dakers	6 lasts 6 dakers 8 hides
1531	CAP	Herring	21 lasts	21 lasts 6 barrels
1531 (a)	Edinburgh	Woolfells	610 woolfells	600 5 score 17 woolfells
1532	Montrose	Salmon	38 lasts 8 barrels	38 lasts 7 barrels
1532	Haddington	Cloth	64 dozen	64 dozen 6 ell
1532 (b)	Stirling	Hides	7 lasts 19 dakers	7 lasts 19 dakers 5 hides
1533	Haddington	Shorlings	420 shorlings	415 shorlings [LH]
1534	Edinburgh	Wine	43½ puncheons	43 <i>dolio</i> 3½ puncheons
1534	Dysart	Cloth	9½ dozen	9 dozen 8 ells
1534	Edinburgh	Wool	986 lasts 16 st.	983 lasts 16 st.
1534	Edinburgh	Pitch & tar	7 lasts 14 barrels	7 lasts 10 barrels
1535	Stirling	Shorlings	2,800 shorlings	2,900 5 score 10
1537	Aberdeen	Cloth	34 dozen cloth	33 dozen
1537	Montrose	Salmon	34 lasts	34 lasts 6½ barrels
1537	Perth	Hides	3 lasts 8 dakers	3 lasts 18 dakers
1537	Stirling	Shorlings	1,200 shorlings	1,220 [LH]
1537	Edinburgh	Wax	1 stone	8 stone
1538	CAP	Cod	1,060 cod	10,060 cod [LH]
1538	Aberdeen	Woolfells	3,600 5 score	4,100 [LH]
1538	Stirling	Shorlings	2,440 shorlings	2,140 shorlings [LH]
1538	Stirling	Hides	11 lasts 19½ dakers	11 lasts 9½ dakers
1539	Haddington	Lambskins	1,800 lamb	1,900 lamb
1539	Kinghorn	Lentrenware	1,300 lent	1,500 [LH]
1539 (1)	Ayr	Cloth	1,000 dozen	1,000 ells [LH]
1539 (3)	Banff	Salmon	19 lasts 4 barrels	19 lasts 9 barrels
1539 (3)	Ayr	Hides	6 lasts	6 lasts 5 dakers
1539 (b)	Kinghorn	Hides	2 dakers 3 hides	2 dakers 2 hides
1540	Stirling	Woolfells	1,848 woolfells	1,448 woolfells [LH]
1540	Ayr	Cloth	833 dozen	832 dozen [LH]
1540	Inverkeithing	Cloth	10 dozen	14½ dozen
1541	Edinburgh	Wool	508 lasts 2 sacks 12 st.	5 score 8 lasts 2 sacks 12 st. (tronar's fee 1,082½d.)
1541	Edinburgh	Lambskins	4,500 lamb	4,560 lamb [LH]
1541	Linlithgow	Cloth	180½ dozen	181½ dozen [LH]
1541	Montrose	Woolfells	2,400 woolfells	2,460 woolfells [LH]
1541	Perth	Hides	8 lasts 14½ dakers	8 lasts 13½ dakers
1541	Perth	Woolfells	3,700 woolfells	3,800 woolfells [LH]
1541	Dumbarton	Herring	28 lasts 6 barrels	26 lasts 6 barrels
1541	Wigtown	Cloth	4,302 dozen	4,302 ells [LH]
1542	Edinburgh	Coal	224 ch.	234 ch. [LH]
1542	Edinburgh	Pitch and tar	61 lasts	60 lasts 2 barrels
1542	Haddington	Hides	104 dakers	104½ dakers
1542	Dundee	Woolfells	16,680 woolfells	16,080 woolfells [LH]

**Table A4-5: Corrections to the Quantities in the Custom accounts (cont.)**

<i>Date</i>	<i>Burgh</i>	<i>Commodity</i>	<i>Quantity Given</i>	<i>Corrected Quantity</i>
1542	Dundee	Cloth	695½ dozen	600 5 score 1 dozen
1542	Stirling	Hides	152 dakers	152½ dakers
1542	CAP	Salt	33 ch. coal	33 ch. salt
1542	Irvine	Wine	2 casks 34s.	8 tuns 2 puncheons
1543	Edinburgh	Coal	57 ch.	58½ ch.
1543	Haddington	Hides	34 dakers	27 dakers
1543	Irvine	Hides	55 dakers	56 dakers
1543	Edinburgh	Cod	11,000 cod	11,100 cod [LH]
1545	Haddington	Shorlings	1,090 shorlings	1,900 [LH] (noted by Ed.)
1545	Linlithgow	Scaldings	660 scaldings	630 scaldings
1545	Stirling	Hides	309 dakers	308 dakers
1545	Dundee	Cloth	341½ dozen	340½ dozen [LH]
1550	Dysart	Shorlings	2,000 5 score 60 woolfells	2,560 [LH]
1551	Kinghorn	Woolfells	480 woolfells	490 woolfells [LH]
1552	Dundee	Lambskins	2,700 lamb	1,500 lamb [LH]
1552	Perth	Hides	9 lasts 1½ dakers	91½ dakers (i.e. lasts given as 10 dakers)
1552	Wigtown (1546-50)	Woolfells	250 woolfells	240 woolfells [LH]
1554	Edinburgh	Wool	38 lasts 2 sacks 14 st.	28 lasts 2 sacks 14 st. [LH] (tronar's fee 282½d.)
1554	Haddington	Wool	3 sacks 12 st.	3 sacks 14 st.
1555	Perth	Lambskins	5,360 lamb	7,960 lamb [LH]
1556	Edinburgh	Herring	62 lasts 9 barrels	62 lasts 8 barrels
1556	Kinghorn	Hides	4 lasts 9 dakers	49 dakers (i.e. lasts given as 10 dakers)
1556	Irvine	Herring	13 lasts 7 barrels	18 lasts
1557	Arbroath	Woolfells	700 5 score 10 woolfells	700 5 score 20 woolfells
1558	Ayr	Hides	9 lasts 4 dakers	8 lasts 4 dakers
1558	Stirling	Hides	4 lasts 5 dakers 1 hide	4 lasts 5 dakers 5 hides
1558	Banff	Salmon	5 lasts 5 barrels	6 lasts 5 barrels
1558	Aberdeen	Cod	45 barrels	47 barrels
1559	Edinburgh	Oil	3 lasts 3½ barrels	3 lasts 8½ barrels
1559	Montrose	Salmon	35 lasts 2 barrels	36 lasts
1559	Dysart	Herring	6 lasts 11 barrels	7 lasts 7 barrels
1560	Cupar	Woolfells	1,160 woolfells	1,100 woolfells [LH]
1561	Haddington	Cloth	5½ dozen	5 dozen
1561	Haddington	Futefells	1,000 futefells	1,100 futefells [LH]
1563	Dundee	Lambskins	200 and 860 lamb	2,860 [LH] (as note by Ed.)
1563	Dundee	Shorlings	2,760 shorlings	2,780 shorlings [LH]
1563	Dysart	Shorlings	300 shorlings	360 shorlings [LH]
1563 (a)	Cupar	Cloth- broad	22 dozen	14 dozen
1563 (a)	CAP	Herring	312 lasts 11 barrels	300 lasts 11 barrels [LH]
1563 (a)	CAP	Salt	60 ch. salt	70 ch. salt
1565	CAP	Herring	479 lasts 10 barrels	446 lasts 4 barrels [LH]
1565	Kinghorn	Woolfells	200 5 score woolfells	200 5 score 10 woolfells
1565	Kinghorn	Shorlings	200 5 score shorlings	200 5 score 5 shorlings
1565	Linlithgow	Cloth	20 dozen	30 dozen

**Table A4-5: Corrections to the Quantities in the Custom accounts (cont.)**

<i>Date</i>	<i>Burgh</i>	<i>Commodity</i>	<i>Quantity Given</i>	<i>Corrected Quantity</i>
1565	Linlithgow	Woolfells	3,260 woolfells	3,000 woolfells [LH]
1565	Edinburgh	Cod	13,860 cod	13,760 cod
1572	Edinburgh	Cloth	20,088 dozen	19,588 dozen [LH]
1574	Inverkeithing	Futefells	284 futefells	290 futefells [LH]
1575	Dundee	Stulling called malt	3 ch. 8 boll	4 ch. 8 boll
1575	Dundee	Herring	12 lasts 3 barrels	22 lasts 3 barrels
1575	Edinburgh	Barrelled salt	10 lasts 6 barrels	10 lasts 7 barrels
1576	Aberdeen	Lambskins	3,100 lamb	20,700 lamb [LH]
1576	Dundee	Deals	450 deals	460 deals [LH]
1576	Perth	Goatskins	4,860 goat	4,700 5 score 8 goatskins
1576	Stirling	Lambskins	2,300 lamb	2,600 lamb [LH]
1576	Dundee	Stulling called malt	3 ch. 4 boll (52s)	4 ch. 4 boll
1577	Cupar	Hides	5 dakers 8 hides	5 dakers 4 hides
1577	Inverkeithing	Salt	5 score 2 ch.	5 score 6 ch.
1577	Inverkeithing	Coal	fine salt	smiddy coal
1579	Arbroath	Futefells	96 futefells	90 futefells
1580	Dumbarton	Herring	110 lasts herring	100 lasts [LH]
1580	Dysart	Cod	2,800 cod	3,800 cod [LH]
1580	Stirling	Lambskins	1,700 lamb	1,724 lamb [LH]
1580	Stirling	Shorlings	1,270 shorlings	1,260 [LH]
1580 (b)	Perth	not given	1 barrel (6s 8d)	1 barrel brass
1580 (b)	Arbroath	Shorlings	80 shorlings	76 shorlings
1580 (b)	Arbroath	Futefells	84 futefells	81 futefells
1580 (b)	Dundee	Cloth	251½ dozen	261 dozen 11 ell [LH]
1580 (b)	Dundee	Coal	55½ ch.	57½ ch.
1580 (b)	Haddington	Hides	59.9 dakers	55.9 dakers
1580 (b)	Montrose	Hides	14 dakers	13 dakers
1580 (a)	Dundee	Wax	21 st.	20 st.
1581	Perth	Lambskins	4,600 lamb	4,660 [LH] (as noted Editor)
1581	Arbroath	Woolfells	930 woolfells	920 [LH]
1581 (b)	Aberdeen	Salmon	26 lasts 2 barrels	5 score 6 lasts 2 barrels
1581 (b)	Aberdeen	Cod	3 lasts 2 barrels	3 lasts 3 barrels
1581 (b)	Aberdeen	Plaiding	160 dozen	5 score 7 dozen
1582 (a)	Edinburgh	Ashes	8 lasts 3 barrels	8 lasts ½ barrel
1582 (b)	Edinburgh	Cod	11,660 cod	11,760 [LH] (Editor has given correct total without noting the correction)
1590	CAP	Salt	103 ch.	133 ch. [LH]
1590	CAP	Herring	407 lasts	407 lasts 8 barrels [LH]
1590	Cupar	Hides	18 dakers	17.6 dakers
1590	Dysart	White fish	500 w. fish	2,500 w. fish [LH]
1590	Kinghorn	Woolfells	60 woolfells	15 woolfells or 60 scaldings
1590	Kinghorn	Coal	66 ch.	6 ch.
1590	Dundee	Hides	[not given]	5 lasts 16 dakers (as noted Editor)
1591	Haddington	Lambskins	1500 lamb	1,700 lamb [LH]
1591	Haddington	Shorlings	100 shorlings	90 shorlings
1591	Haddington	Woolfells	2,000 5 score	2,500 [LH]
1591	Stirling	Fox skins	110 fox	117 fox [LH]
1591	Stirling	Woolfells	2,900 woolfells	2,930 woolfells [LH]
1591	Edinburgh	Woad	9½ pokes	9 pokes

**Table A4-5: Corrections to the Quantities in the Custom accounts (cont.)**

<i>Date</i>	<i>Burgh</i>	<i>Commodity</i>	<i>Quantity Given</i>	<i>Corrected Quantity</i>
1591	Edinburgh	Deals	3,170 deals	3,190 deals [LH]
1592	Culross	coal smiddy	208 ch.	308 ch. [LH]
1592	Dunbar	Wheat	24 ch. (£38)	23 ch. 12 boll?
1592	Stirling	Lambskins	1,000 lamb	1,200 lamb [LH]
1592	Stirling	Cloth	42½dozen	43½ dozen
1592	Dunbar	Barely	68½ ch.	67½ ch.
1593	CAP	Eng. beans	40 bolls	140 bolls [LH]
1593	Ayr	Herring	26 lasts	46 lasts herring (noted by Editor)
1593	Stirling	Woolfells	215 woolfells	3,215 woolfells [LH] (noted by Editor)
1594	Edinburgh	Coal	844 ch.	884 ch. [LH]
1594	Stirling	Cloth	90 dozen	90 dozen 11 ells
1594	CAP	Deals	4,366 deals	4,336 deals [LH]
1594	Edinburgh	Brass	5 barrels	5½ barrels
1594 (a)	Haddington	Futefells	100 futefells	800 futefells [LH]
1594 (a)	Haddington	Woolfells	1,060 woolfells	1,700 woolfells [LH]
1594 (c)	Haddington	Futefells	3,040 futefells	3,400 futefells [LH]
1594 (c)	Haddington	Lambskins	5,070 lamb	5,700 lamb [LH]
1594 (c)	Haddington	Hides	103½ dakers	108½ dakers
1595	Stirling	Fox skins	3 dozen 6 fox skins	3 dozen 5 fox skins
1595	Stirling	Cloth	37½ dozen	37 dozen
1595	CAP	Salt fish	15,500 fish	12,000 fish [LH]
1596	Aberdeen	Hides	43 dakers	44½ dakers
1596	Aberdeen	Woolfells	9,480 woolfells	9,625 woolfells [LH]
1596	Arbroath	Hides	3 dakers	3 dakers 7½ hides
1596	Dundee	Cloth	350½ dozen	360½ dozen
1596	Cupar	Woolfells	40 score	400 and score
1596	Haddington	Cloth	1 dozen	10 dozen
1597	Montrose	Woolfells	1,000 woolfells	1,100 woolfells [LH]
1597	Stirling	Fox skins	1 dozen	1 dozen 8 skins
1597	Edinburgh	Salmon	42 lasts	49 lasts
1597	Edinburgh	Wool	30 lasts 1 sacks 12 st.	33 lasts 4 sacks 12 st.
1597	Edinburgh	Woolfells	178,612 woolfells	198,612 woolfells [LH]
1597	Edinburgh	Great salt	310 bolls	570 bolls [LH]
1598	Aberdeen	Cloth	253 dozen	254 dozen [LH]
1598	Montrose	Salmon	5 lasts 1½ barrels	5 lasts ½ barrel
1598 (a)	Edinburgh	Coal	300 5 score 10 ch.	300 5 score 10½ ch.
1598 (b)	Edinburgh	Lambskins	1,000 lamb	15,000 lamb [LH]
1598 (b)	Edinburgh	Cloth	8,960 ell	8,970 ell [LH]
1598 (b)	Edinburgh	Wool	166 sacks	333 sacks 8 st.
1598 (a)	CAP	Herring	141 lasts	141 lasts 3 barrels [LH]
1598 (b)	Stirling	Goatskins	714 goatskins	724 goatskins [LH]
1598 (b)	Stirling	Herring	1 last 5 barrels	1 last 7 barrels
1598 (c)	Edinburgh	Harthides	16 dakers	17 dakers
1598 (c)	Edinburgh	Gloves	5 gross 2 dozen	35 gross 2 dozen
1598 (c)	Burrtisland	[Blank]	4 chalders 16s for [blank] likely to be coal.	
1598 (c)	CAP	Deals	625 deals	624 [LH]
1598 (c)	Dundee	pipe staves	1,400 pipe staves	14,000 [LH]
1598 (c)	Dundee	Wine	3 tuns 1 cask	3 tuns 1 puncheon
1599	CAP	Rabbit skins	800 rabbit	860 rabbit [LH]

**Table A4-6: Corrections to the Money in the Custom accounts**

In each case the correction gives the correct quantity and the correct monetary total for all goods. For totals the corrections are equivalent to the sum of the goods, and also the discharge total.

<b>Date</b>	<b>Burgh</b>	<b>Commodity</b>	<b>Correction</b>
1362	Aberdeen	hides. (burgesses)	£43 15s. 7d. lege £44 15s. 7d.
1366 (b)	Inverness	Hides	£31 lege £31 7s. 5d.
1367 (a)	Linlithgow	Woolfells	£3 13s. 7d. lege £3 13s. 5d.
1370	Dundee	Hides	£22 18s. lege £22 8s.
1373	Inverness	Hides	£61 7s. 8d. lege £61 6s. 8d.
1376	Montrose	Wool	£236 13s. 4d. lege £236 18s. 4d.
1379	Stirling	Woolfells	25s. ½d. lege 25s. 8½d.
1390	Banff	Wool	£30 13s. 4d. lege £30 3s. 4d.
1404	Arbroath	Hides	£1 11s. 4d. lege £1 1s. 4d.
1404	Arbroath	Woolfells	£1 13s. 9d. lege £1 3s. 9d.
1405	St Andrews	total	£35 13s. 4½d. lege £34 13s. 4½d.
1409	Dundee	Wool	£495 10s. lege £497 10s.
1413	Cupar	Woolfells	£2 12s. 10d. lege £2 2s. 10d.
1416	Aberdeen	Woolfells	£7 12s. lege £7 4s.
1426	Cupar	wool	£87 5s. 7d. (manu.) lege £67 5s. 7d. (Printed gives the £67)
1428	Perth	Hides	£28 0s. 3d. lege £28 0s. 8d.
1428	Perth	Cloth	£11 0s. 5½d. lege £11 10s. 5½d.
1434	Inverkeithing	Wool	£32 11s. 10½d. lege £32 11s. 1½d.
1443	Ayr	Hides	£24 8s. 4d. lege £24 8s.
1444	Montrose	wool	£39 10s. lege £29 10s.
1446	Linlithgow	Woolfells	£24 lege £24 2s.
1446	Cupar	Wool	£87 lege £87 2s. 3d.
1446	Haddington	Woolfells	£27 lege £27 3s. 7d.
1446	Aberdeen	Woolfells	£26 lege £26 7s. 1½d.
1448	Dundee	Hides	£16 18s. 1d. lege £16 18s. 8d.
1455	Edinburgh	Wool	£888 lege £888 15s. 7d.
1456	Haddington	Cloth	24 dozen price 12s. the dozen 14s. (lege 24s.). Correct total and custom value if custom is. 1/12th of value as 1457 a/c.
1459	Stirling	Woolfells	£3 16s. 9d. lege £4 16s. 9d.
1463	Inverkeithing	Wool	£25 6s. 8d. lege £24
1471	North Berwick	Scaldings	40s. 22d. lege 40s. 20d.
1474	Irvine	Dried hides	16s. 4s. lege 13s. 4d.
1476	Dunbar	Hides	£1 10s. lege £1 13s. 4d.
1477	Dysart	Herring	£20 8s. 6d. (manuscript) lege 28s. 6d.
1488	Edinburgh	Total	£602 8s. 4d. lege £608 7s. 1d. (as goods and. discharge)
1490	Dysart	Total	£41 10 lege £43
1493	Edinburgh	Woolfells	£188 5s. 7d. (18,250 woolfells) lege £108 5s. 7d. (16,250 woolfells)
1498 (b)	Edinburgh	Futefells	£13 6s. 8d. lege £13 16s. 8d.
1498 (c)	Edinburgh	Wool	£53 17s. lege £53 17s. 10d.
1500	Dumb (Irvine)	Total	£50 12s. lege £50 12s. 8d.
1507	Dumbarton	total (with arrears)	£109 18s. 4d. lege £117 18s. 4d.
1511	Dundee	Salmon	£35 lege £35 10s.
1511	Dundee	Woolfells	£2 12s. lege £52
1511	Linlithgow	Cloth	£8 3s. 6d. lege £13 3s. 6d. gives. correct total and. more realistic custom
1511	Edinburgh	Wool	£358 11s. 2d. lege £1358 11s. 2d.



**Table A4-6: Corrections to the Money in the Custom accounts (cont.)**

<i>Date</i>	<i>Burgh</i>	<i>Commodity</i>	<i>Correction</i>
1512	Dumbarton	Herring	£71 18d. (manu.) lege £71 18s.
1512 (b)	Edinburgh	Eng. imports	59s. 4d. lege £59 4d.
1521	Haddington	Hides	£18 15s. 4d. lege £18 5s. 4d.
1525	Montrose	total	£26 6s. lege £26 6d.
1525	Edinburgh	Total	£1750 13s. 7½d. lege £1701 13s. 7½d.
1526	Dumbarton	Hides	£10 13s. lege £10 13s. 4d.
1528	Haddington	Cloth	£9 16s. 6d. lege £9 17s. 6d.
1525	Aberdeen	total of charge	£286 13s. 4d. lege £286 15s. 4d.
1529	Dumbarton	Herring	53s. lege 54s.
1529 (a)	Edinburgh	Wool	£642 17s. 10d. lege £742 17s. 10d.
1529 (a)	Edinburgh	Hides	£179 16s. 6d. lege £170 17s. 4d.
1531	Montrose	Salmon	£97 16s. lege £87 16s.
1531	Aberdeen	Hides	£21 lege £21 18s. 8d. (as noted by the editor of <i>E.R.</i> )
1538	Perth	Wool	£5 12s. 6d. lege £8
1538	Stirling	Wool	£5 2s. 2d. lege £5 2s. 3d.
1538	Stirling	Cloth	£29 15s. lege £29 15d.
1540	Montrose	Cod	45s. lege 48s. (as noted by editor)
1545	Prestonpans	Salt	£5 4s. lege £5 (as noted by editor)
1545	Prestonpans	Hides	£8 8s. lege £8 9s. (this is the total remission in the discharge) and 66 dak lege 63.4 dak (this not the total in charge or discharge but would agree with the custom value)
1555	Kinghorn	Hides	£3 lege £3 11s. 2d. (as noted by editor)
1559	Haddington	Shorlings	46s. lege 46s. 8d. (as noted by editor)
1565	Linlithgow	total	£38 8s. 8d. lege £38 8s. 6d. (as noted by editor)
1574	Ayr	Coal	£14 lege £14 5s. 4d. (see Particular)
1575	Stirling	Woolfells	13s. lege 3s. (as noted by editor)
1577	Dundee	Wheat	51s. 4d. lege £51 4s. (as noted by editor)
1577	Perth	Gloves	£3 3d. lege £3 18d. ((as noted by editor)
1579	CAP	Cod	20s. lege 24s. (as noted by editor)
1579	Dumfries	Wool	£11 13s. 5½d. lege £11 14s. 5½d.
1579	Stirling	Lambskins	31s. 6d. leg 31s. 8d. (as noted by editor)
1579	Dundee	Gloves	£1 18s. 6d. lege £1 8s. 6d.
1580	Ayr	Hides	£3 8s. lege £4 8s.
1580	Cupar	Hides	51s. lege 51s. 6d.
1580 (b)	Dundee	Cod Peiling	23s. lege 24s.
1580 (b)	Haddington	Futefells	33s. lege 33s. 4d. (as noted by editor)
1580 (b)	Haddington	Lambskins	33s. lege 33s. 4d. (as noted by editor)
1581	Dumbarton	Hides	10s. lege £10 (as noted by editor)
1582 (b)	Edinburgh	Coal	£33 8s. lege £53 8s. (as noted by editor)
1590	Dundee	Herring	£77 8s. lege £77 18s. (as noted by editor)
1592	Aberdeen	Oil	£30 lege 30s. (as noted by editor)
1592	Montrose	Oil	£8 12s. lege 12s. (as noted by editor)
1593	Dundee	Norway tallow	£18 10s. lege £17 10s.
1593	Dysart	Cod	£6 lege £8
1593	Perth	Gloves	33s. 6d. lege 23s. 6d.
1593	Stirling	Hides	16s. 2d. lege £17 16s. 2d. (as noted by editor) also 113 dozen (lege dakers) 6 hides
1594	Edinburgh	white leather	£12 6s. 6d. lege £12 12s. 6d.
1596	Aberdeen	Cloth	£66 6s. 8d. lege £66 4s. (as noted by editor)
1596	CAP	Eng. Victual	£36 5s. lege £26 5s.

**Table A4-6: Corrections to the Money in the Custom accounts (cont.)**

<i>Date</i>	<i>Burgh</i>	<i>Commodity</i>	<i>Correction</i>
1597	Aberdeen	Lambskins	£18 6s. 8d. lege £48 6s. 8d
1597	Dundee	Woolfells	£86 13s. 4d. lege £85 13s. 4d.
1597	Kinghorn	Coal	£4 lege £4 4s.
1597	St Andrews	Herring	£13 10s. lege £14 10s.
1598 (b)	St Andrews	Oil	£4 1s. 6d. lege £4 2s. 6d.
1598 (a)	Edinburgh	Salmon	£858 lege £855
1598 (a)	Edinburgh	Wine	£3 5s. lege £4 5s.
1598 (a)	Edinburgh	Brass	26s. lege 36s.
1598 (a)	Edinburgh	Salt	34s. lege 24s.
1599	CAP	Rabbit skins	8s. lege 8s. 6d.
1599	Stirling	Total	£101 8d. lege £101 13s. (see particular and. increased cloth in enrolled)

**Table A4-7: Accounts where the Sum of Goods is still not equal to the Gross Total**

<i>Date</i>	<i>Burgh</i>	<i>Sum of goods compared to listed gross total</i>	<i>Diff. as % of gross total</i>	<i>Possible Reason</i>
1367 (b)	Stirling	2s. too much	0.4%	
1379	N. Berwick	£1 too small	0.4%	
1386	Inverkeithing	4s. too much	0.3%	
1387	N. Berwick	£14 8s. 10d. too small	15%	Hides omitted?
1395	Kinghorn	15d. too much	0.7%	
1407	Cupar	4s too much	0.1%	
1434	Cupar	14d. too small	0.05%	
1465	Kirkcudbright	£2 too much	1.7%	
1479	Haddington	6s. 4d. too small	0.2%	
1486	Kirkcudbright	1s. too much	0.1%	
1505	CAP	8s. too much	1.7%	
1508	Montrose	12s. 8d. too small	1.2%	
1511	Crail	£1 too much	4.8%	
1525	Aberdeen	2s. too much	0.03%	
1540	Dysart	£1 too small	2.4%	
1550	Edinburgh	£17 2s. too small	0.4%	
1550	Kinghorn	£7 4s. too small	31%	
1558	Aberdeen	£3 too small	0.6%	
1563	Cupar	13½d. too small	0.1%	Hides omitted?
1566	Linlithgow	6s. 10d. too small	2.2%	
1574	Stirling	4s. too small	0.3%	
1576	Burntisland	29s. 4d. too much	2.5%	
1576	Edinburgh	335d. too much	0.06%	
1576	Haddington	10s. too small	3.6%	
1577	Edinburgh	53d. too much	0.01%	
1577	Montrose	£5 10s. too small	9.7%	Cloth omitted?
1580 (a)	CAP	10s. too small	0.1%	
1580 (a)	Montrose	£1 10s. too small	2.8%	
1581	Culross	£83 4s. too small	33.3%	Smiddy coal?
1581	Dundee	£4 too much	1.4%	
1581	Edinburgh	4s. too small	0.01%	
1582	Aberdeen	2s. too much	0.02%	
1590	Edinburgh	54s. too small	0.12%	
1590	Montrose	£3 6s. 8d too small	7.3%	
1591	Perth	16d. too much	0.1%	
1592	Dundee	£5 1s. 11d. too small	1.1%	
1592	Edinburgh	£10 11s. too much	0.4%	
1593	Cupar	32d. too much	0.6%	2 <sup>nd</sup> cloth custom?
1594	Aberdeen	33s. too much	0.5%	
1594	Dundee	16s. 11d. too much	0.3%	
1594	Dysart	£1 too small	1.9%	
1594	Perth	£8 6s. 8d. too small	21.5%	
1594	St Andrews	£4 too small	9.8%	
1595	Ayr	13s. 4d. too small	1.6%	
1595	Edinburgh	692d. too small	0.07%	

**Table A4-7: Sum of Goods not equal to the Gross Total (cont.)**

<i>Date</i>	<i>Burgh</i>	<i>Sum of goods compared to listed gross total</i>	<i>Diff. as % of gross total</i>	<i>Possible Reason</i>
1595	Perth	£1 15s. too small	4.2%	
1596	Dumbarton	£24 19s. too small	1.9%	
1596	Edinburgh	10s. too small	0.02%	
1596	Perth	£4 7s. too small	10.4%	
1597	CAP	£18 too small	9.5%	
1597	Edinburgh	2s. too small	0.001%	
1599	Burntisland	2s. too much	0.9%	
1599	Culross	12s. too small	0.2%	

**Table A4-8: Dubious Corrections**

<i>Date</i>	<i>Burgh</i>	<i>Commodity</i>	<i>Diff. sum of goods and total listed</i>	<i>Suggested corrections</i>
1430	Dunbar	Total		£53 6d. lege £53 6s. (although discharge also £53 6d.)
1511	Crail	Herring	Goods £1 too much	9 lasts 6 barrels lege 29 lasts 6 barrels
1534	Dumbarton	Total		£12 12s. lege £12 12d. (although discharge also £12 12s.)
1540 (b)	Dysart	Woolfells	Goods £1 too small	890 woolfells lege 800 5 score 10 woolfells
1550	Edinburgh	Woolfells	£17 2s. too small	102,800 woolfells lege 122,800 woolfells [LH]
1550	Edinburgh	Wine	£17 2s. too small	22 tuns lege 22½ tuns
1550	Kinghorn	Woolfells	£7 4s. too small	1,360 lege 1,330 woolfells [LH]
1550	Kinghorn	Cod	£7 4s. too small	33s. lege 36s. (more likely than 3 lasts lege 2 last 9 barrels)
1577	Edinburgh	Ashes	53d. too much	6 lasts 7 barrels lege 6 lasts 7¼ barrels
1580 (a)	CAP	Salt	10s. too much	7 ch. lege 100 ch. [LH]
1580 (a)	CAP	Oil	10s. too much	4 lasts 1 barrel lege 4 lasts 5 barrels
1580 (a)	Montrose	Cloth	£1 10s. too small	£6 15s. lege £5 15s.
1581	Dundee	Hides	£4 too much	£24 16s. 3d. lege £23 16s. 3d.
1581	Dundee	Cloth	£4 too much	563½ dozen lege 561½ dozen [LH]
1581	Dundee	Coal	£4 too much	45 ch. lege 25 ch.
1581	Dundee	Salt	£4 too much	great salt lege small salt
1581	Culross	Coal	Goods. £83 4s. too small	55¼ ch. lege 54¼ ch., presumably great coal; the missing £83 4s may be smiddy coal
1590	Montrose	Hides	£3 6s. 8d. too small	2 last 5 dakers lege 2 last 5 hides
1591	Perth	Salmon	16d. too much	£28 lege £28 16s.
1591	Perth	White leather	16d. too much	460 lege 560 [LH]
1591	Perth	Harthides	16d. too much	1 daker lege 100 dakers [LH]
1591	Perth	Gloves	16d. too much	40s. lege 50s.
1592	Dundee	Salmon	£5 1s. 11d. too small	£21 lege £22
1592	Dundee	Herring	£5 1s. 11d. too small	57 last 5 barrels lege 5 score 10 last 8 barrels
1594	Dundee	Cloth	16s. 11d. too much	262½ dozen lege 230 dozen [LH]
1594	Dundee	Deals	16s. 11d. too much	2,060 deals lege 2,700 deals [LH]
1594	Perth	Cloth	£8 6s. 8d. too small	30 dozen (18s) ?
1594	Perth	Gloves	£8 6s. 8d. too small	4 gross lege 4 gross 2 dozen
1594	Aberdeen	Lambskins	33s. too small	76,200 lamb lege 76,800 lamb [LH]
1596	Perth	Woolfells	£4 7s. too small	1,160 woolfells lege 1,100 woolfells [LH]
1596	Perth	Goatskins	£4 7s. too small	2,600 goatskins lege 4,200 goat [LH]
1596	Perth	Harthides	£4 7s. too small	55 dakers hart horns lege hart hides
1596	Edinburgh	Woad	10s. too small	24½ pokes lege 24 pokes
1596	Edinburgh	brass	10s. too small	4 bar 3 lbs. lege 4 barrels 3 stone
1596	Dumbarton	Lint	£24 19s. too small	14 st. lege 16 st.
1596	Dumbarton	cloth	£24 19s. too small	2,516 dozen lege 2,866 dozen [LH]
1596	Dumbarton	Herring	£24 19s. too small	1,892 last 3 barrels lege 1,378 last 11 bar [LH]
1599	Culross	Coal		5 score 14 lege 5 score 5 ch.; but could also be £21 lege £22 16s.
1559	Culross	Barley		11 ch. lege 11 ch. 4 bolls (?)

**Table A4-9: Clerical Mistakes in Dates**

(all starting dates unless otherwise stated)

<b><i>Date Rendered</i></b>	<b><i>Burgh</i></b>	<b><i>Correction</i></b>
1328 (a)	Edinburgh	March lege December
1328(b)	Dundee	19 lege 16
1329	Berwick T	19 June lege 9 July
1330	Dundee	29 lege 19
1331	Berwick T	22 lege 20
1331(a)	Inverkeithing	3 lege 13
1332	Berwick T	29 lege 24
1333	Linlithgow	21 lege 4
1342	Linlithgow	8 lege 12
1362	Edinburgh	June lege July
1365	Stirling	8 lege 28
1365	Linlithgow	29 November (as start previous a/c) lege 10 December
1367(b)	Haddington	23 lege 11
1376	Edinburgh	5 lege 7
1377	Dunbar	10 lege 7
1378	Inverness	1 lege 5
1380	Dundee	14 lege 31
1380	Dunbar	11 (as start pervious a/c) lege 23
1380	Perth	12 (as start previous a/c) lege 26
1382	St Andrews	21 lege 9
1383	Dunbar	6 lege 26
1391	Dundee	7/sep/1389 lege 10/Feb/1390 ?
1392	Linlithgow	12 lege 14
1394	Aberdeen	20 lege 29
1394	Stirling	23 lege 28
1395	Dunbar	17 lege 20
1397	Linlithgow	17 lege 19
1404	Arbroath	July lege June
1410	N Berwick	5 lege 15
1412	Dundee	June lege July
1412	Montrose	June lege July
1413	Inverkeithing	June lege July
1413	Perth	June lege July
1414	Dundee	6 (as start previous a/c) lege 28
1415	Inverness	21 lege 1
1416	Haddington	29 lege 19
1421	Haddington	22 lege 27
1421	Edinburgh	24 lege 26
1429	N Berwick	20 lege 29
1430	Dunbar	8 lege 12
1435	Aberdeen	July lege June
1435	Inverkeithing	20 May lege 5 June
1435	Dunbar	26 lege 21
1435	Stirling	29 lege 31
1440	Dunbar	12 lege 7
1442	Perth	8 lege 28
1443	Aberdeen	10 lege 17

**Table A4-9: Clerical Mistakes in Dates (cont.)**

<i>Date Rendered</i>	<i>Burgh</i>	<i>Correction</i>
1443	Ayr	June lege May
1451	Inverness	7 lege 17
1453	Edin. Cloth	6 lege 15
1453	N Berwick	18 lege 28
1461	Dundee	July lege June
1461	Perth	July lege June
1467	Dundee	July lege June
1467	Dumfries	July lege June
1475	Aberdeen	28 lege 18
1476	Aberdeen	11 lege 26
1476	Dundee	June lege July
1477	Inverkeithing	16 lege 26
1478	Elgin	18 lege 28
1480	Inverkeithing	July lege June
1481	Dundee	25 June (as start previous a/c) lege 6 July
1492	Linlithgow	18 lege 28
1496	Dundee	11 lege 20
1497 (b)	Edinburgh	13 lege 8
1501	Crail	1 lege 21
1501	Cupar	July lege June
1501	Dysart	4 lege 14
1502	Dumbarton	1 lege 7
1503	Inverkeithing	20 lege 26
1504	Irvine	June lege July
1504	Inverkeithing	June lege July
1505	Montrose	5 July (as start previous a/c) lege 18 June
1506	Perth	8 lege 15
1507	Dumfries	18 lege 28
1507	Linlithgow	21 lege 27
1510	Inverness	19 lege 29
1510	Inverkeithing	6 lege 16
1510	Dundee	15 lege 25
1511	Pittenweem	21 June (as start previous a/c) lege 12 August
1511	Perth	August lege September
1512	Dundee	18 lege 10
1512	Stirling	11 lege 21
1512	Pittenweem	11 lege 16
1516	Haddington	1515 lege 1514
1516	Perth	25 lege 6
1518	Arbroath	8 lege 18
1518	Inverkeithing	4 lege 24
1528	Inverkeithing	10 lege 16
1529	Inverness	August lege July
1532	Haddington	16 lege 26
1533	Linlithgow	5 August (as start previous a/c) lege 8 July
1538	Aberdeen	20 lege 30
1538	Perth	16 lege 21

**Table A4-9: Clerical Mistakes in Dates (cont.)**

<b><i>Date Rendered</i></b>	<b><i>Burgh</i></b>	<b><i>Correction</i></b>
1538 (a)	Edinburgh	9 lege 25
1539(a)	Aberdeen	8 lege 16
1539(b)	Aberdeen	8 lege 3
1549	Inverness	August lege September
1550	Inverness	7 August lege 10 July
1550	Kinghorn	11 July 1542 (as start previous a/c) lege 6 August 1543
1554(a)	Inverness	20 lege 22
1554 (c)	Edinburgh	July lege June
1556	Edinburgh	2 lege 10
1556	Kinghorn	28 lege 23
1557	Stirling	23 August (as start previous a/c) lege 10 November
1559	Dumbarton	End date: 31/Nov/1558 lege 11/Mar/1559 as start next a/c (and since account said to be for 2 years 20 days)
1576	Arbroath	November lege October
1580 (b)	Montrose	10 lege 19
1582	Irvine	1574 lege 1576
1582 (b)	Edinburgh	1 lege 10
1596	Arbroath	1595 lege 1594
1596	Dysart	26 lege 23
1597	Kinghorn	17 (as start previous a/c) lege 6



## APPENDIX 5

### SEASONAL VARIATIONS IN TRADE

Adjustments need to be made to the custom figures to ensure that each covers an equal time period; namely one year. To create standard years, accounts, which are longer/shorter than a year, have to be reduced/increased. Carus-Wilson and Coleman and Gould in their calculations for English wool and cloth exports adjusted long/short accounts on the basis that exports were constant throughout the year.<sup>1</sup> Perhaps a better method, and one certainly necessary for the Scottish accounts, which are considerably more variable in length and range of commodities than England's, is to take into consideration a seasonal pattern of trade. An account, for instance, covering from June to September the following year is likely to have included the vast majority of two years' wool exports in a mere 15 month period, but only a small fraction of the second year's woolfell exports.<sup>2</sup>

To establish the seasonal variations in trade, surviving dated particular accounts have been used. There are only a relatively small number of particular accounts which cover at least a year and which list the dates when the goods were exported (or, more precisely, customed). All are confined to the sixteenth century, and most to the second half of the century. Because of the limited number, the seasonal trade patterns have been constructed for only four general areas; the Forth, Tay, Northern ports and the West coast. The seasonal pattern is broken down into three periods; 1 October-31 January, 1 February-31 May, and 1 June-30 September. More precise measures in terms of ports or periods cannot be justified given the limited spatial and temporal survival of accounts. The annual percentages for each season have been calculated and the regional pattern is simply the average of these. It should be noted that seasonal trade patterns have not been calculated for goods, which are not well recorded and/or for categories, which are made up of a series of goods. Consequently tallow, oil, corn, miscellaneous fells, miscellaneous manufactures, and re-exports have all been considered to have been constant exports throughout the year.

---

<sup>1</sup> E.M. Carus-Wilson and O. Coleman, *England's Export Trade, 1275-1547* (Oxford, 1963), pp. 16-17. J.D. Gould, *The Great Debasement* (London, 1970), p. 119, and note on p. 121.

<sup>2</sup> The difference was simply a result of the agricultural cycle; sheep were sheared in June, while woolfells were collected after the Martinmas slaying (10<sup>th</sup> of November).

**Table A5-1: Forth Ports (%)**

<i>Period</i>	<i>Wool</i>	<i>Woolfells</i>	<i>Hides</i>	<i>Cloth</i>	<i>Salmon</i>	<i>Sea Fish</i>	<i>Salt</i>	<i>Coal</i>	<i>Others</i>
1 Oct-31 Jan	15	5	22	4	51	46	29	20	33
1 Feb-31 May	16	78	43	50	20	39	39	40	33
1 Jun-30 Sep	69	17	35	46	29	15	32	40	33

*Sources:* Particular accounts for Edinburgh in 1511, 1513, 1528 (NAS, E.71/29/2-4). The first two accounts cover less than a year; their corresponding enrolled accounts have been used to establish missing periods. These two accounts do not list the exact custom quantities for wool, cloth, fells. The general terms used have been converted into custom measures, using the rates listed in the Appendix 7. In the 1511 account two folios are missing for the period between the middle of January and the start of April. The only significant distortion is likely to be for sea fish, hence they have not been included. Other ports included are Stirling 1500, Linlithgow 1556, Dysart 1557, Burntisland 1577-80, Prestonpans 1576, Culross 1590, and salt exports (possibly salt licences) for Dysart and Kirkcaldy in 1600. E.71/5/1; 7/4; 13/1; 20/2; 27/1; 23/1; 28/1.

**Table A5-2: Northern Ports (%)**

<i>Period</i>	<i>Wool</i>	<i>Woolfells</i>	<i>Hides</i>	<i>Cloth</i>	<i>Salmon</i>	<i>Sea Fish</i>	<i>Others</i>
1 Oct-31 Jan	32	6	28	18	10	9	33
1 Feb-31 May	10	66	47	37	10	91	33
1 Jun-30 Sep	59	28	25	45	80	0	33

*Sources:* Particular accounts for Aberdeen in 1500 (wool and hides only), 1527 (wool only), 1577, 1582-3 (NAS, E.71/1/1, 3, 6, 8-10). The account for 1522-24 (E.71/1/2) has been ignored because due to war, it covered abnormally depressed conditions.

**Table A5-3: Tay Ports (%)**

<i>Period</i>	<i>Wool</i>	<i>Woolfells</i>	<i>Hides</i>	<i>Cloth</i>	<i>Salmon</i>	<i>Sea Fish</i>	<i>Salt</i>	<i>Coal</i>	<i>Others</i>
1 Oct-31 Jan	23	5	25	11	10	27	29	20	33
1 Feb-31 May	13	72	45	44	10	65	39	40	33
1 Jun-30 Sep	64	23	30	46	80	7	32	40	33

*Sources:* The seasonal trade pattern for the Tay cannot be established from the surviving particular accounts. The only dated account surviving is for Cupar and it contains only a small number and limited range of goods. The figures listed above are simply an average of the figures for Aberdeen (Table A5-2) and the Forth ports (Table A5-1). The basic trends for these two areas appear to be very similar and the only significant disparity is for fish exports. Aberdeen's salmon pattern alone has been used for the Tay ports. The quantity of salmon exported from the Tay was more comparable to Aberdeen than the minuscule amount from the Forth. Moreover, the seasonal pattern for the salmon sent from Perth to Dundee to be exported in 1576 (NAS, E.71/12/8) resembles the Aberdeen pattern (Oct-Jan 6%; Feb- May 23%; Jun-Sep 70%); see likewise the short enrolled accounts for Dundee and Perth in 1598. It is not possible to establish whether the pattern of trade for Aberdeen or the Forth should be used for sea fish so they have been averaged like the other goods. Finally, the trade patterns for salt and coal are the same as for the Forth; these commodities were not a component of Aberdeen's trade.

**Table A5-4: West Coast Ports (%)**

<i>Period</i>	<i>Hides</i>	<i>Cloth</i>	<i>Sea Fish</i>	<i>Coal</i>	<i>Others</i>
1 Oct-31 Jan	36	63	70	54	33
1 Feb-31 May	26	2	30	18	33
1 Jun-30 Sep	38	35	0	29	33

*Sources:* Particular accounts for Ayr 1559, 1572-3 (NAS, E.71/3/1-2). Export patterns for wool and woolfells are not available for the West coast ports, where they were of little significance; they have been assumed to have been constant throughout the year.

## APPENDIX 6

### CUSTOM DUTIES

<b>I. WOOL</b> (sack=24 stone)		<b>II. WOOLFELLS</b>		<b>III. HIDES</b> (last=200 hides)	
To 1357	6s. 8d. per sack.	To 1357	3s. 4d. per 120.	To 1357	13s. 4d. per last.
1358	13s. 4d. per sack.	1358	6s. 8d. per 120.	1358	£1 6s. 8d. per last.
1359-67	£1 per sack.	1358-67	10s. per 120.	1358-67	£2 per last.
1368-1595	£1 6s. 8d. per sack.	1368-	13s. 4d. per 120.	1368-	£2 13s. 4d. per last.
1596-	£6 per sack.				

#### IV. MISCELLANEOUS FELLS

Shorlings	6s. 8d. per 120.
Scaldings	3s. 4d. per 120.
Futefells	3s. 4d. per 120.
Lambskins and Lentrenware	1s. per 120 in 1435-37, 1s. 8d. per 120 in 1452-1580, and 6s. 8d. per 120 from 1580.
Morlings	6s. 8d. per 120 (Dunbar 1491).
Goatskins	1s. 8d. per 120 until 1580, thereafter 3s. 4d. per 120.
Kid skins	10d. per 120 (Dundee 1580); 1s. per 120 (Perth 1558, Stirling 1591); 3s. 4d. per 120 (Stirling 1580)
White Leather	3s. 4d. per 120.
Calf skins	1s. per 120 (Edinburgh 1518/22); 6s. 8d. per 120 (CAP 1580).
Hart hides	1s. per daker (containing 10 hides); from 1597-98 2s. 8d. per daker.
Wild leather	1s. per daker (containing 10 hides) until 1597.
Deer skins	In 1424 customs on roe and doe set at 3s. 4d. per 120, and hart and hind 10s. per 120. Perth in 1596 customed deer skins at 10s. per 120.
Rabbit skins	1s. per 120, very occasionally other rates briefly levied in certain jurisdictions (1s. 8d. per 120 in Dunbar 1468-69, 1477 and Stirling 1581-82; 4d. per 120 Burntisland 1561, 1563).
Otter skins	½d. each in 1420s and 1430s, 2d. each (Dysart 1554), and in 1590s 3d. each.
Fox skins	½d. each in 1420s and 1430s, by 1590s 2d. each.
Marten skins	6d. each in 1420s and 1430s, by final decade of sixteenth century 3d. each.
Seal skins	2s. for 10 skins (Edinburgh 1597).
Bear skins	3s. 4d. per 120 (Edinburgh 1542, Dysart 1546).

#### V. CLOTH (dozen=12 ells)

1426-38	Apparently an <i>ad valorem</i> duty of 2s. per £ value of cloth exported.
1452-1514/7	Cloth was customed at 1s. per dozen or variable rates per dozen. The variable rates may represent <i>ad valorem</i> duties, but are more likely to be <i>pro rata</i> duties for different standard cloths.
1514/7-97	Standard narrow cloth 1s. per dozen. Standard broad cloth 2s. 6d. per dozen (until increased to 2s. 8d. in the 1590s). Stulling cloth appeared in the 1570s, customed at 2s. 8d. per dozen.
1598-	12s. per dozen, presumably for each standard narrow cloth.

**VI. SALMON**

1426-38	Apparently initially an <i>ad valorem</i> duty of 2s. 6d. per £; by early 1430s each Hamburg barrels of salmon was customed at 5s. and each small barrel of grilse 2s. 6d. (presumably levied on foreigners only).
1440s	West coast burghs customed salmon at 3s. 4d. per barrel.
1440s- 1465	East coast burghs customed salmon at 2s. per barrel (levied on foreigners only).
1466-Feb. 1481	3s. per Hamburg barrel.
Feb. 1481-1597	4s. per Hamburg barrel.
1598-	£1 17s. 6d. per Hamburg barrel.

**VII. HERRING & CODLING**

1460s-1481	6d. per barrel.
1482-	1s. per barrel.

**VIII. COD**

1460s-1509	2s. per 120.
1510-	4s. per 120.

**IX. OIL**

1460s-1481/4	1s. per barrel.
1481/4-1503	2s. per barrel.
1504-	3s. per barrel.

**X. OTHER SEA FISH**

Skate	1s. per barrel.
Keling-sounds	6d. per barrel.
Saithe	2s. per 120.
Oysters	3s. 3½d. per 1,200 (Burntisland 1557).
Stockfish	1s. per barrel (Edinburgh 1523); additionally Edinburgh in 1509 customed 17 lasts (given as 17½ lasts in the discharge) for £14 10s.

**XI. SALT** (chalder=16 bolls)

1428-1437	<i>Ad valorem</i> duty of 2s. per £ may have been applied.
1452	2s. per chalder.
1462-1467/79	1s. per chalder.
1467/79-1563/5	2s. per chalder.
1563/5-	4s. per chalder (from 1575 barrels of salt, customed at 1s. per barrel, also appear in the custom accounts. One barrel contained two bolls. <i>Halyburton's Ledger</i> , p. 339).

**XII. COAL** (chalder=16 bolls)

1488-1574/8	1s. 4d. per chalder (from mid 1560s only smiddy coal was permitted to be exported).
1574/8-1579/80	3s. 4d. <u>or</u> 4s. per chalder of smiddy coal.
1579/80-	4s. per chalder of smiddy coal (from 1581 great coal £1 per chalder).

**XIII. TALLOW**

1479-ca. 1483	1s. 6d. per barrel.
ca. 1483-1486/7	4s. per barrel.
1488-1510/11	5s. per barrel.
1510/11-1516	10s. per barrel.
Sep. 1516-	£1 per barrel (Edinburgh's 1529-30 accounts tallow was customed at 4s. per barrel).

#### **XIV. FLESH/MEAT**

1504	1s. 4d. per barrel.
1505-	2s. per barrel (Occasionally customed at 1s. per barrel; Edinburgh 1531, 1534-37, Dumbarton, 1539, Dundee 1541).

#### **XV. CORN** (chalder=16 bolls)

Custom duties impossible to determine up to 1554; in Edinburgh's two accounts between April 1554 and September 1554 wheat was customed at 4s. and 8s. per chalder, oats at 2s. and 4s. per chalder, and barley at 8s. per chalder. At the same time the Pittenweem Group customed wheat in accordance with the recently introduced duty of 32s. per chalder.

1554/5-1592	Wheat customed at 32s. per chalder; barley and malt both 16s. per chalder (first reference to barley at this rate at Dundee 1566, and malt at Edinburgh 1558); oats 10s. per chalder at Edinburgh 1556 and 1572, 16s. per chalder at Edinburgh 1577, and 8s. per chalder at Dunbar in 1592.
1592-1597/8	Wheat £2 13s. 4d. per chalder; barley and malt both £2 per chalder.
1598-	All corn theoretically £4 per chalder.

#### **XVI. MISCELLANEOUS MANUFACTURES**

Points	6d. per gross.
Gloves	3d. per dozen pairs.
Woven hose	3s. per 120 pairs.
Says and programs	These were included in Edinburgh's enrolled accounts in 1590-93; the custom rates cannot be determined. In the 1612 book of rates the custom duties were 2s. per piece of Scottish program and 4s. per piece of Scottish say. ( <i>Halyburton's Ledger</i> , pp. 337, 339.)

#### **XVII. RE-EXPORTS**

The custom accounts generally rarely give the quantities re-exported, hence only a small number of re-export duties can be determined.

The duties for the following goods appear throughout the sixteenth century:

Wine	Non-sweet only, 4s. per tun until the early 1580s when raised to £1 per tun.
Pitch & tar	1s. per barrel.
Ash & soap	3s. per barrel
Tallow	10s. per barrel.
Glass	3s. per credil.

Duties can be determined for the following goods in the final third of the century, or the 1590s:

Deals	£1 per 120.
Clapholt	2s. per 120.
Staves	barrel staves 8d. per 120; pipe staves 12d. per 120.
Oars	5s. each.
Spars	single 5s. each; double 10s. each.
Cables	16s. per ship lb.
Wax	1s. per stone.
Flax	6d. per stone.
Great salt	6d. per boll.
Woad	4s. per poke.
Lead	£3 per fidder (fidder contained ca. 125 stone).
Brass	1s. per stone.

## APPENDIX 7

### ESTIMATES OF NON-STANDARD MEASURES

Virtually all the custom and particular accounts give the exact quantity for each commodity. Occasionally quantities are not given, but the monetary customs allow them to be calculated. There are, however, a small number of particular accounts, and some entries in the enrolled custom accounts, which contain non-specific bundles of wool, skins, and cloth with no accompanying custom duty.<sup>1</sup> These non-specific measures are mostly contained in the entry books of cockets,<sup>2</sup> where the customars were not responsible for the custom duties, and in “Edinburgh’s entry books”, which may have acted as some form of freight account, searchers’ account, or even for cross referencing. Establishing the exact quantities in these accounts is vital for establishing Edinburgh’s seasonal pattern of trade; the movement of goods prior to export, the level of smuggling; and for investigations into individual merchants’ activities. There are, fortunately, a number of entries where the contents of the bundles are listed. While this demonstrates they are not exact units, it allows rough estimates of their contents to be established.

#### I. WOOL

##### (a) Sarplers

There are twelve examples of the weight of sarplers in the surviving enrolled custom and the particular accounts. The earliest four, all before 1421, record sarplers weighing 30, 30, 31½ and 32 stones.<sup>3</sup> These early references should be treated with care. One was an estimate, and in two others only a fraction of the exporter’s sarplers were weighed; it would not be surprising if the smallest were the samples the owners wished to have checked. The remaining references are dated after James I’s return to Scotland. All the sarplers weigh between 40 and 50 stone. The median and the arithmetic average of these entries are 45

---

<sup>1</sup> The exact units for fish and hides were always given.

<sup>2</sup> Edinburgh NAS, E.71/32; Dundee E.71/12/5, 7-8; Aberdeen E.71/1/2.

<sup>3</sup> 32 stone in Dunbar 1397; 30 stone in Edinburgh 1413; 31½ stone at Aberdeen 1416; and 30 stone in Edinburgh 1420.

stone alike.<sup>4</sup> This is close to the Lords of Council's decree in 1527 that a sarpler weighed 80 stone. This was presumably a troy stone, so a sarpler would be equivalent to 48 custom stone, or exactly two sack-weights of wool.<sup>5</sup> Estimates for sarplers of wool will be considered to be 30 stone up to 1424, and 45 stone thereafter.

### (b) Pokes

There are numerous listings of pokes of wool, alternatively given as polkes or packs.<sup>6</sup> In the listed examples they were smaller and more variable in size than a sarpler. They ranged from 6 to 36 stone; generally, however, they weighed between 12 and 24 stone.<sup>7</sup> The only significant anomaly was the abnormally heavy pokes contained in Stirling's cockets, which were presented to Edinburgh in 1528. Perhaps in these entries *poccula* was written instead of *saccula*. They must, however, be assumed to be correct, and in any case their inclusion does not distort the averages to any extent. Pokes of wool will be estimated to weigh 20 stone, the median of all the examples (the arithmetic average was 20.2 stone).

### (c) Sacks

Normally a custom reference to a sack of wool means a sack-weight. This was a specific weight of 24 stone, rather than the actual package. Very occasionally, however, the term was used to denote a package, a usage far less common than pokes or sarplers of wool. The sack can be assumed to be bigger than a poke<sup>8</sup> and smaller than a sarpler. References giving the weights are limited. The only two sets of entries are both for wool customed at Haddington

---

<sup>4</sup> 42½ stone at Haddington 1426; 40¾ stone at Edinburgh 1431; 44.76 stone at Edinburgh 1434; 49.01 stone Edinburgh at 1445; 45.2 stone at Edinburgh 1483; 48 stone in Stirling 1509, when Sir Alexander Forestar's wool customs were 1 sarpler (NAS, E.71/27/2, f. 1)- in the enrolled account his remission was given as 2 sacks; 45 stone at Edinburgh 1509; and 44 stone for Haddington's wool in Edinburgh's 1529 entry book of cockets, E.71/29/4, f. 15.

<sup>5</sup> J. Skene, *De Verborum Significatione* (London, 1641), pp. 147-8. Skene adds that a sack contained 24 stone of wool, which was equivalent to 40 troy stone "be the dailie calculation of merchandes".

<sup>6</sup> A poke of wool illegally exported was estimated at 8 stone in Edinburgh 1417. Stirling NAS, E.71/27/1: number of entries for wool pokes containing; 12 stone (x1 entry), 15 (x2), 16 (x2), 18 (x1), 19 (x1), 20 (x6), 22 (x4), 23 (x1), 24 (x13), 25 (x3), 26 (x3), 27 (x2), 30 (x2). Edinburgh E.71/31/8: number of entries for wool pokes containing; 6 stone (x3), 7 (x1), 8 (x2), 10 (x3), 12 (x14), 16 (x2), 17 (x10), 18 (x11). Haddington E.71/16/1: number of entries for wool pokes containing; 16 stone (x2), 18 (x2), 20 (x1), 24 (x2), 26 (x1). *Pocculas* in Edinburgh's Entry Book E.71/29/4: cockets of Haddington: 12 stone (x3); 14 (x1), 16 (x2); cocket of Aberdeen 16 stone (x1); cockets of Stirling; 20 stone (x1), 24 (x1), 30 (x4), 36 (x1), 40 (x5). Ballots in Edinburgh's entry book of cockets E.71/32/1: cockets of Haddington; 18 stone (x4), 20 (x2), 22 (x1).

<sup>7</sup> There are 84 examples in total of which over 80% fall between 12 and 24 stone; 12 stone (x18 entries); 16 stone (x9), 18 stone (x18), 20 stone (x10), and 24 stone (x16).

<sup>8</sup> See, for instance, "1 sek and 1 pok" wool in NAS, E.71/29/2, f. 14v.

and exported from Edinburgh.<sup>9</sup> The median weight was 28 stone for both, and 24 stone in the second account alone. These are sufficiently close to the sack-weight for that weight to be used for estimates. The references, after all, may sometimes actually signify sack-weights.

## II. WOOLFELLS

There were a number of measures used for woolfells and miscellaneous fells; namely fardels, pinnoks, cords, pokes, sacks, and sarplers. A number of factors lead to ambiguity about the contents and relative size of the packages. The contents of the bundles were estimated rather than counted, and Skene noted that if a pinnok of skins or a cordat contained 160 or 180 skins the customar and merchant agreed to custom them as 120 skins.<sup>10</sup> Secondly, different burghs may have had different methods and names for packaging.<sup>11</sup> Thirdly, the contents and the package were occasionally notional. In Cupar's particular account in 1575, for instance, two pinnoks of woolfells, each containing 120, were sent to Dundee. In Dundee's entry book of cockets they were listed as three pinnoks, one containing 120 woolfells, the other 240 scaldings and the third 120 shorlings. The custom values and merchants for these entries were identical; the discrepancy was simply due to Cupar's customar converting and recording the scaldings and shorlings as woolfells.<sup>12</sup>

The medians for various categories of packages for woolfells, however, can be tentatively established, and these figures will be used when estimates are required.

(i) Sarpler: 180 woolfells (arithmetic average 162, range 56¼-210).<sup>13</sup>

(ii) Pinnok: 120 woolfells (arithmetic average 162½, range 60-360).<sup>14</sup>

---

<sup>9</sup> *Sacculas* in Edinburgh's entry book NAS, E.71/29/4: cockets of Haddington; 26 stone (x1 entry), 27 (x1), 28 (x1), 29 (x1), 30 (x2), 31 (x2), 32 (x2). Sacks in Edinburgh's entry book of cockets E.71/32/1: cockets of Haddington sacks; 20 stone (x1), 24 (x3), 26 (x2), 28 (x1).

<sup>10</sup> A.L. Murray, "Sir John Skene and the Exchequer, 1594-1612", *Miscellany One* (Edinburgh: Stair Society, vol. 26. 1971), p. 145.

<sup>11</sup> *A.D.C.P.*, pp. 507-8. Edinburgh's woolfells exports in 1511 and 1513 were dominated by sarplers and pokes, while all of Linlithgow's woolfell exports were in fardels in 1556, and in 1557 all Haddington's woolfells were said to be in pinnoks.

<sup>12</sup> E.71/12/8, f. 10; 8/2, ff. 4-4v.

<sup>13</sup> In NAS, E.71/29/4 sarplers contained 180 woolfells (x23 entries), 210 (x1), and in E.71/32/1 they contained 200 woolfells (x1), 210 (x25). In Haddington's 1490 account there were 16 sarplers of fells in the burgh's cockets which were not contained in the customar's books and which were customed at £5. Each sarpler, therefore, must have contained 56¼ fells. This seems very small; possibly they also contained other types of skins. It will have to be assumed, however, that the figure is correct.



- (iii) Sack: 120 woolfells (arithmetic average 122, range 80-180).<sup>15</sup>
- (iv) Fardel: 120 woolfells (arithmetic average 105, range 30-180).<sup>16</sup> This is the most dubious estimate; fortunately the measure does not appear very often.
- (v) Poke: 60 woolfells (arithmetic average 60, range 30-120).<sup>17</sup>
- (vi) Cord: these are listed in only one account,<sup>18</sup> they are assumed to be much the same size as a pinnok as indicated in a quote by Sir John Skene.<sup>19</sup>

### III. MISCELLANEOUS FELLS

There are only a limited number of entries in which the contents of bundles of miscellaneous fells are recorded. From the limited references, it appears the packages contained much the same number of sheep skins as they did woolfells. For estimate purposes, therefore, the sizes of bundles will be exactly the same as those assigned for woolfells.<sup>20</sup> The occasions where estimated figures have to be used for miscellaneous fells is small, and have an insignificant bearing on overall totals.

### IV. CLOTH

---

<sup>14</sup> Pinnoks containing 60 woolfells (x4 entries), 120 (x8), 180 (x1); and also xii<sup>xx</sup>, which perhaps should read, iii<sup>xx</sup>. E.71/29/4. Pinnoks containing 120 woolfells (x4), 240 (x1). NAS, E.71/16/2. In Cupar's E.71/8/11 account one pinnok contained 220 woolfells, and two others each contained 120 woolfells; however the latter two were recorded in Dundee's entry book of cockets as three pinnoks containing 120 woolfells, 120 shorlings and 240 scaldings. E.71/12/8. In Dunbar's cocket in E.71/32/11 three pinnoks each contained 360 woolfells.

<sup>15</sup> Sacks containing 80 woolfells (x1 entry), 100 (x3), 120 (x10), 140 (x1). Stirling NAS, E.71/27/1. Sacks containing 90 woolfells (x2), 140 (x1), 180 (x1), in Haddington cockets in E.71/29/4. Three sacks containing 355 woolfells for Sir Alexander Forestar in Stirling 1509 and the particular account E.71/27/2. Two sacks containing 360 woolfells at North Berwick in 1511. There were in addition notional sacks, which have not been included, for the purposes of bullion imports and freight rates. *Halyburton's Ledger*, p. cxvi; T.C. Wade (ed.), *Acta Curiae Admirallatus Scotiae* (Edinburgh: Stair Society, vol. 2. 1937) pp. 168-70.

<sup>16</sup> Fardels containing 60 woolfells (x4 entries), 120 (x8), 180 (x1). NAS, E.71/20/2. In E.71/32/10 Haddington cockets of 5,010 woolfells and 2 fardels totalled 5,070 woolfells; each fardel, therefore, contained 30 woolfells.

<sup>17</sup> Pokes containing 30 woolfells (x2 entries), 40 (x8), 60 (x19). NAS, E.71/27/1. North Berwick 1510 poke containing 120 woolfells.

<sup>18</sup> 10 cords of skins under Edinburgh cocket at Aberdeen. NAS, E.71/1/2.

<sup>19</sup> A.L. Murray, "Sir John Skene and the Exchequer, 1594-1612", p. 145.

<sup>20</sup> Pinnoks containing 120 shorlings (x3 entries), 240 shorlings (x1); and 120 lambskins (x1), 240 lambskins (x2). NAS, E.71/16/2. 120 lambskins in "ane sek". E.71/12/5. Fardels of lambskins and/or futefells 120 (x5), 240 (x5); and fardels of shorlings 60 (x4), 80 (x1), 120 (x10), 180 (x4). E.71/20/2. 2 packs containing 240 futefells and 240 lentrenware; 1 pack containing 120 futefells and 120 lentrenware; 1 pack containing 120 futefells, 360 lentrenware and 240 rabbitskins; 1 pack containing 180 futefells and 100 lentrenware. E.71/32/3.

There were a number of different types of packages for cloth. For this purposes, *telas*, webs, *steiks*, rolls (or row), and pieces of cloth were all identical. Beds, *pinnoks* and *fardels* of cloth were slightly bigger, and packs were the largest unit.<sup>21</sup> Trying to establish estimated contents is hindered by the vast array of types of cloth exported and the different widths of the dozens. When comparing the custom values of the cloth, however, general trends in the size of the packages emerge.

(i) *Fardel*: median custom duty of 96d. (average 132.8d.), equivalent to 8 dozen narrow or 3.2 dozen broad cloth.<sup>22</sup>

(ii) *Bed*: median duty 72d. (arithmetic average 78d.), equivalent to 6 dozen narrow cloth or 2.4 dozen broad cloth.<sup>23</sup>

(iii) *Steik/web/tela/piece/roll* (or row): median custom duty for these pieces was 30d. (arithmetic average 37.67d.), the equivalent of 2½ dozen narrow cloth or 1 dozen broad cloth.<sup>24</sup>

(iv) *Pinnoks*: median custom duty 125d. (arithmetic average 125d.), equivalent to 10.4 dozen narrow cloth or 4.1 dozen broad cloth.<sup>25</sup>

(v) *Packs*: median custom duty is 120d., equivalent to 10 dozen narrow cloth or 4 dozen broad cloth.<sup>26</sup>

---

<sup>21</sup> 1 pack 1 bed cloth NAS, E.71/29/2, f. 10v.; 29/3, ff. 4, 9; 1 *pok* 2 beds E.71/29/2, f. 4. 2 beds 1 roll cloth E.71/32/1, f. 5v. 2 *pinnoks* 1 roll E.71/12/5, f. 3. 1 *pinnok* 6 *stekis* woollen cloth E.71/29/2, f. 9v.

<sup>22</sup> *Fardel* custom value 72d. (x1 entry), 80d. (x1), 96d. (x4), 120d. (x1), 144d. (x1), 168d. (x1). NAS, E.71/27/1. 1 *fardel* customed at 30s. Linlithgow 1506.

<sup>23</sup> *Bed* containing 1 dozen (x7 entries), 1½ (x5), 2 (x4), paying custom of 30d. per dozen. NAS, E.71/20/1. *Haddington* *cockets* in E.71/29/4; beds containing 1 dozen (x1), 2 (x9), 3 (x2), 4 (x2), presumably customed 30d. per dozen as in *Haddington's* enrolled account. *Stirling* *cockets* in E.71/29/4; *lectus* containing 5 dozen (x1), 6 (x9), 6½ (x2), 7 (x1), 8 (x2), 10 (x2), 11 (x1), 12 (x8), presumably customed at 12. per dozen as in *Stirling's* enrolled account.

<sup>24</sup> Row cloth containing ½ dozen (x1 entry), 1 (x2), paying custom of 30d. per dozen. NAS, E.71/20/2. Piece containing 1 dozen (x2), 2 (x1) paying custom of 30d. per dozen. E.71/16/2. *Haddington's* *cockets* in E.71/29/4 *tela* containing 1 dozen (x2), presumably customed 30d. per dozen as in *Haddington's* enrolled account. 6 *steiks* of cloth customed at 12s. *Inverkeithing* 1541.

<sup>25</sup> *Pinnok* custom value 80d. (x1 entry), 120 (x1), 144 (x2), 216 (x1). NAS, E.71/27/1. *Pinnok* containing 2½ dozen (x1), 3 (x1), 3½ (x2), 4.33 (x3), 5 (x2), customed at 30d. per dozen. E.71/8/2

<sup>26</sup> Three packs each containing 2 dozen broad cloth and 4 dozen narrow cloth, and one pack containing 6 dozen. NAS, E.71/32/3. 3 packs of cloth containing 30 dozen (each at 1s. per dozen). E.71/3/1. One pack of cloth exported by Sir Alexander Forestar evidently contained 11 dozen (at 1s. per dozen), *Stirling* 1509, E.71/27/2. 26.67 dozen in a pack at *Stirling* 1464. *Ayr's* E.71/3/2 account listed 60 packs of cloth; the enrolled gives 640 dozen narrow cloth, therefore a pack 10.67 dozen.

## APPENDIX 8

### STULLING, BANNED, FORBIDDEN, AND LICENSED GOODS

#### I. EXPORT BANS

Prior to the second half of the sixteenth century, occasional acts restricted the export of certain commodities. Tallow exports were banned in 1425, and thereafter the ban was periodically re-enacted. In the 1520s there were bans on salt exports and evidently there had been earlier restrictions, while in ca. 1486, exports of salted, dried, and barked hides were forbidden for two years.<sup>1</sup> There may have been other bans; in 1498, for instance, searchers were appointed at Aberdeen to search and oversee gold, silver, tallow, and all the other goods that “ar forbiddin to be had furth of the realme in contrar the actis of parliament but the kingis licence”.<sup>2</sup> The sources may not be complete, but the small number of surviving references prior to 1550 can be interpreted as reflecting the limited extent of exports bans. The sources are certainly sufficiently complete to furnish numerous references to bans on bullion exports,<sup>3</sup> and on goods, especially livestock, being taken into England by land, or even complete prohibitions on English trade during periods of real or potential conflict.<sup>4</sup>

While admittedly the legislative sources are more complete in the second half of the sixteenth century, it appears that by then it had become a common policy to ban or restrict the export of certain commodities. At various times, and for different periods, bans or restrictions were imposed on hides and skins (ox, cow and barked leather; calf, heifer, and kid skins; and shorlings); wool; coal and salt; tallow and candles; victual (flesh, butter, corn, and even re-exported corn); various metals and ores; linen cloth; shoes; gunpowder; and

---

<sup>1</sup> *A.P.S.*, II, c. 7, p. 8; c. 2-3, p. 174; c. 81, p. 290; c. 4, p. 314; c. 44, p. 378. *A.D.C.P.*, pp. 242, 271, 363; See pp. 151, 224-5, 251-55 above.

<sup>2</sup> *R.S.S.*, I, no. 190.

<sup>3</sup> C. Dickson, *Scotland in the Fifteenth Century: as Represented in the Laws and Acts of Parliament* (Glasgow, 1903), p. 20.

<sup>4</sup> *A.P.S.*, II, c. 3, p. 92; c. 7, p. 290; c. 25, p. 346; c. 19, p. 496; III, p. 426; c. 71, p. 577. *A.D.C.P.*, pp. 69, 369-70, 413.

woollen imports from England.<sup>5</sup> Increasingly the term “forbidden goods” was used in the legislation to encompass the wide and variable range of goods that were prohibited from being exported.<sup>6</sup>

Virtually all the bans, both before and after 1550, were said to be imposed to prevent price rises, dearths, and scarcity. In December 1552, for example, it was noted that several vessels were to export wheat, barley, and other corns, but the Privy Council declared that since the current dearth was greater than before, no corn was to be exported. Nonetheless, after vilifying those traders for pushing up prices and impoverishing the poor, the act went on to add that corn could be exported if a special licence was obtained from the Lord Governor.<sup>7</sup> In fact this was a common practice. Commodities would be banned from being exported, but licences to contravene the ban would be issued by the Crown.<sup>8</sup> The reason for this was simply that the Crown gained financially by selling licences, which gave the perennially debt-ridden Scottish Crown an additional source of income.<sup>9</sup> Licences to contravene bans were not a novel development in the second half of the sixteenth century. The Crown was able to take advantage of the greater diversity in the range of Scottish exports, and fears about the supply of vital goods, to collect additional sums from exports through their sale of licences.

---

<sup>5</sup> For more detailed discussions on individual commodities see pp. 140-4, 151-3, 162-3, 178-9, 181, 201, 226-30, 234-6, 255-9, 264-9 above and p. 810 below.

<sup>6</sup> In 1575 Dundee’s clerk of cocket and searcher were to apprehend forbidden goods, such as all victual, flesh, tallow, gold, and silver. Around a decade later the searchers of the West coast were to search for all manner of forbidden goods such as victual, flesh, tallow, great coal, linen cloth, wheat, salt, and others, forbidden to be exported by acts of Parliament. *R.S.S.*, VII, no. 133; VIII, no. 1862. By the end of the century, tables of customs on forbidden goods were compiled. These record forbidden goods as wheat, barley, “aillis” (oats?), coal, tallow, linen cloth, butter, ox and sheep, beef or “bay”. *NAS*, E.75/11. Wool, linen cloth, victual, and forbidden English imports were listed in *A.P.S.*, IV, c. 25, p. 137. Often the term was simply added to the end of a list of banned goods as a catch all phrase. There are, for instance, numerous acts banned the export of victual, flesh, tallow, and other “forbidden” goods. See *R.P.C.*, I, pp. 332-4; III, p. 771; IV, pp. 74, 116, 159, 589-90; *A.P.S.*, III, c. 12, p. 379; c. 31, p. 556.

<sup>7</sup> *R.P.C.*, I, p. 137. For similar complaints about dearth and high prices leading to bans on coal, hide, and skin exports see, for example, *A.P.S.*, II, c. 22, p. 543; III, c. 77, p. 579; *R.P.C.*, I, pp. 191-2.

<sup>8</sup> In 1574 the church ordained that Robert Gourlay was to make public repentance for exporting wheat. The Regent Morton, however, stated he had given Gourlay a licence and it was not for the church to be a judge in the matter. *The History of the Kirk of Scotland by D. Calderwood*, edited by T. Thomson (Edinburgh: Wodrow Society, 8 vols., 1842-69), III, p. 328.

<sup>9</sup> For sales of licences see *E.R.*, XIX, p. 77; XXIII, pp. 141-2; W.B. Armstrong, “Two Papers Relating to the Export of Coals from Scotland, 1596 and 1614”, *Proceedings of the Society of Antiquaries of Scotland*, New Series, XII (1889-90), pp. 474-5.

It has been argued by some that the sale of licences reduced the Crown's income from the customs.<sup>10</sup> It is clear, however, that merchants purchasing licences were still expected to pay the custom duties. In 1583 all salt exports were to pay 3s. 4d. per chalders for a licence, over and above the great customs and other duties.<sup>11</sup> Lists of custom duties on forbidden goods were compiled,<sup>12</sup> while the customs for forbidden goods exported by licence continued to appear in the custom accounts.<sup>13</sup> Admittedly there may have been occasions when the king granted licences to export victual and other forbidden goods free from customs. The complaints about this practice came when the customs of the realm were leased; the leaseholders were understandably irritated by it and felt the rent of their lease should be reduced if it continued.<sup>14</sup> The practice may also have occurred at other times, when the customs were not leased, thus affecting the Crown's income. It appears not to have been acceptable at these times. In 1578 the Comptroller, for instance, was ordered not to give licences for forbidden and uncustomed goods.<sup>15</sup> In 1598 the Lord of Newbattle and Traquair purchased a licence to export wool, which may or may not have permitted freedom from customs, but the wool was still customed at Edinburgh and was acknowledged as being free from customs in the discharge of the account.<sup>16</sup> One reference even suggests that custom free goods were not necessarily included in the charge. Robert Jaksoun, a Berwick merchant, received a licence and safe conduct to import English wares and sell them free from customs. While he definitely imported English goods, no remissions for them appeared in the discharges, suggesting they were not customed or included in the charge in the first place.<sup>17</sup> Evidently licences to free goods from customs were issued, although they were not

---

<sup>10</sup> Davidson and Gray stated that "prohibiting the export of many articles and thereafter selling licences to individuals,... [resulted in] diminishing the revenue from the customs". Grant gives a similar interpretation, citing the case of the tacksmen of the customs in 1601 being released from £700 of their rent because of the sale of licences. In actual fact the reference released the leaseholders from £7,000 and this was because Parliament had imposed import bans on cloth and export bans on wool which affected the revenues. No mention at all was made of licences. J. Davidson and A. Gray, *The Scottish Staple at Veere* (London, 1909), p. 65; I.F. Grant, *The Social and Economic Development of Scotland Before 1603* (Edinburgh, 1930), p. 459; *R.P.C.*, VI, p. 230.

<sup>11</sup> *R.P.C.*, III, pp. 638-40. Likewise, when licences were granted to export wool, linen cloth, and imported forbidden English wares, the merchants were to pay their customs conforming to the ABC act of the Exchequer. *R.P.C.*, VI, p. 77.

<sup>12</sup> *R.P.C.*, III, pp. 638-40; NAS, E.75/11; *A.P.S.*, IV, c. 25, p. 137.

<sup>13</sup> In 1554, for instance, wheat was included in the Pittenweem Group's custom account, and it was noted that it had been exported under a special licence from the Queen. Occasionally surviving particular accounts state that the goods were exported by licence, and customs were still levied on them. Salt upon licence paid customs in NAS, E.71/6/8, f. 7v.; 6/9, f. 7; malt by licence E.71/30/24, f. 32v.; wheat upon licence E.71/30/26; f. 43; 30/29, f. 54.

<sup>14</sup> *R.P.C.*, III, p. 624; *A.P.S.*, III, c. 12, p. 379.

<sup>15</sup> *A.P.S.*, III, p. 97b.

<sup>16</sup> Edinburgh 1598 (a).

<sup>17</sup> *R.P.C.*, II, pp. 308-10.

necessarily for forbidden goods. The scale of the custom free licences is difficult to gauge. It is significant, however, that the Comptroller was ordered to stop issuing them, and the Crown may have been willing to tolerate the sale only when the customs were leased.

Banning vital goods from being exported, then issuing licences for a fee to contravene the ban, no doubt enhanced the Crown's income. This policy could be pursued as exports diversified in the second half of the sixteenth century. The licensing system also allowed, at the very least, a greater regulation of the export trade in vital goods if necessary. Exporters could be required to ensure certain criteria were met before a licence was issued.<sup>18</sup> When prices and supply of important foodstuffs and raw materials appeared to be too great, the Crown would not issue licences or even revoke them. Certainly in the 1590s, the Octavians were instructed not to issue any licences until an investigation was made to ensure the inhabitants of the realm were well provided.<sup>19</sup> The Crown, therefore, could quickly and easily prevent the export of goods deemed to be vital. Whether this was from genuine concern for the populace or from concern about unrest is more debatable.

## II. STULLING GOODS

The Pittenweem Group's 1574 particular account includes a memorandum about "guidis and victuallis transportit to norroway callit stulingid for hamebringing of tymmer and quhat custume salbe takin [th]airfore and gif ye sam salbe set to a certaine qua[n]titie or not".<sup>20</sup> Thereafter "stulling" or "Norway stulling", the goods taken to Norway or the Baltic for the homebringing of timber, regularly appears in the custom records of the main East coast custom jurisdictions.<sup>21</sup> In the custom accounts there are examples of salt and malt, woollen

---

<sup>18</sup> There were restrictions on sea fish and salt to ensure the lieges were furnished at a reasonable price before any was exported. *A.P.S.*, II, c. 16, p. 373; c. 25, p. 448; IV, c. 19, p. 230. *R.P.C.*, IV, pp. 123-4. Licences were only rarely issued permitting the export of victual, and never for tallow, in the second half of the sixteenth century.

<sup>19</sup> *R.P.C.*, V, pp. 159-60.

<sup>20</sup> NAS, E.71/6/6, f. 9.

<sup>21</sup> The earliest reference to stulling was in Burntisland's 1563-8 account, which was actually rendered in 1576. Stulling regularly appears in the custom accounts of the Pittenweem Group, Dundee, and Montrose; and occasionally in Edinburgh, Kinghorn, Burntisland, St Andrews, and Arbroath. Stulling was not a new term; in 1512 42 chalders of met salt were bought for "stulage" for the ship the *Cloffars*, on its venture to Danzig for boards, pitch, and tar. In the same year, when Thomas Bannatyne passed to Norway to purchase great timber for the King, he received "for his haill victualing and haill necessaris £25 8s., and for stulling £20". *T.A.*, IV, pp. 289, 306-7. An act of 1467, however, relating to

and linen cloth, and a host of other items being described as stulling.<sup>22</sup> These goods were obviously not new to the custom accounts, but there may have been some variations; stulling salt, for instance, was generally listed in barrels, whereas normally salt was customed by the boll and chalder.<sup>23</sup> Similarly, broad cloth was normally customed at 30d. per dozen, but stulling cloth paid 32d. per dozen.<sup>24</sup> A more important difference, however, was that while such goods were often subject to export bans, it appears they could be legally exported as stulling.

In 1573 salt exports were banned, except for strangers of Norway and others of the east parts who brought timber into the country.<sup>25</sup> During the mid-1570s, when corn exports were banned, either stulling malt or corn called stulling continued to be exported,<sup>26</sup> and apparently did not need export licences. Edinburgh's 1591 particular account, after all, refers to customed malt by licence *and* for stulling to Norway.<sup>27</sup> In 1579 the Convention of Royal Burghs demanded that the impediments made against persons passing to Norway with shoes, salt, malt, or linen cloth, for the homebringing of timber be removed.<sup>28</sup> Evidently banned goods could be freely exported in return for vitally important supplies of timber.

Montrose's 1586 particular account customed stulling per vessel. Each ship paid 20s. and each crayer 13s. 4d.<sup>29</sup> In all the other examples the individual commodities were assessed. In 1595 a minute of the Exchequer, however, stated that order was to be taken with the burghs about "stullingis, viz., the taking out of the countrey of malt, meill and uther viviers als mekle as ane schip will laidin, and payis onelie of custome thairfoir and for the

---

charter parties, suggests stulling was a more general term; "na merchandis gudis be revin nor spilt with unresonable stollin as with spakis." *A.P.S.*, II, c. 4, p. 87.

<sup>22</sup> Other examples of goods occasionally referred to as stulling include coal at Burntisland 1568; iron pots, plaiding coits, blue kersey, and short hose at Montrose NAS, E.71/21/1, ff. 2v.-3; and shoes in *R.C.R.B.*, I, p. 76.

<sup>23</sup> The Pittenweem Group's 1577 particular account included 202 barrels of salt described as Norway stulling and 29 chalders of salt exported by licence. NAS, E.71/6/9, f. 7v. From the mid-1570s Edinburgh customed both salt by chalder and barrelled salt; the latter may have been stulling. In Dundee in 1575 and 1577 stulling salt was customed by the chalder. The normal salt custom rate of 4s. per chalder was applied.

<sup>24</sup> NAS, E.71/6/9, ff. 10-11v.; CAP 1580.

<sup>25</sup> *A.P.S.*, III, c. 3, p. 82.

<sup>26</sup> Dundee 1574-6; CAP 1575, 1577 (NAS, E.71/6/9, ff. 11-12); Montrose 1576 (E.71/21/1, ff. 2v.-3).

<sup>27</sup> NAS, E.71/30/24, f. 32v. Likewise in E.71/6/9, ff. 7, 10-12 there was salt called Norway stulling and salt exported by licence.

<sup>28</sup> *R.C.R.B.*, I, p. 76.

<sup>29</sup> NAS, E.71/21/2, f. 3.

said haill schippis laiding 16s.”<sup>30</sup> It is not known whether the auditors wished to impose or suppress such practices, but in the 1612 custom valuation, stulling was to be customed by the boll.<sup>31</sup>

In the final third of the sixteenth century goods were sometimes classed as stulling in the custom accounts, often to circumvent an export ban. Generally, the stulling commodities were not listed, but their levels were so small they do not affect the export trends for any individual trade.

---

<sup>30</sup> *E.R.*, XXIII, p. 505.

<sup>31</sup> *Halyburton's Ledger*, p. 340.



## APPENDIX 9

### CUSTOM LEASES

#### I. CUSTOM LEASES FOR INDIVIDUAL CUSTOM JURISDICTIONS

On occasion, individual custom jurisdictions were leased by the Crown to private individuals for a fixed annual rent, which was normally paid in two instalments, for the Pentecost and Martinmas terms. Providing the leaseholders paid the fixed lease, they could collect and dispose of the customs as they saw fit, but the custom rates were not to be altered. From the Crown's point of view, leasing secured a more or less guaranteed fixed income from the area, and, perhaps importantly, shifted the onus of administering the jurisdiction onto the leaseholders. It was the leaseholders' responsibility to prevent custom evasion and employ officials since abuses affected their own earnings. Meanwhile the Crown continued to receive a share of any uncustomed goods seized.<sup>1</sup> This desire for stability may help explain why, in bad years, when the customs collected fell short of the annual rent, the Crown was willing, in some cases at least, to forego the difference. The rent for the first five years of Prestonpan's 1545-54 account, for instance, was reduced, for no customs had been collected because "the harbour had been rendered unproductive by reason of the English invasion at Haddington, and by remaining in that neighbourhood".<sup>2</sup> There are also examples of the Crown releasing the leaseholders from rent when goods passed free from custom. Between August 1507 and July 1512, Haddington's customs were leased for £120 per year, yet in 1509 and 1511, Haddington's customar received a discharge for wool

---

<sup>1</sup> *R.S.S.*, I, no. 1630; IV, no. 1706; V, nos. 494, 2252; VI, nos. 1347, 1800.

<sup>2</sup> In 1560 Perth's rent was £120, but the leaseholders paid only £38 13s. 4d. because this was the extent of the burgh's customs. Linlithgow's 1546 lease was reduced due to barrenness of customs, while Cupar's rent was lessened in 1516 on account of plague in the burgh. The impact of war on the Don and the Dee lead to a reduction in Aberdeen's salmon tack in 1523-30. It was agreed that Wigtown and Whithorn should pay only £14 custom for 1523-25 because ships did not venture there due to the wars in the sea; thereafter the tack was re-imposed (in the 1529 account). In the 1550s the customs of goods imported within the West Marches were held in tack. In the first year payment was £26 13s. 4d, but the following year it was £20 and in the following three years merely £8 11s. 4d. was paid. A.L. Murray, "The Custom Accounts of Kirkcudbright, Wigtown, and Dumfries, 1434-1560", *Transactions of the Dumfriesshire and Galloway Natural History and Antiquarian Society*, Third Series, XL (1963), p. 162.

customed at Edinburgh, and in 1508 and 1509 there were discharges for George Cornton's custom free goods.<sup>3</sup>

There were brief experiments in leasing in the early 1360s. It was not attempted again until Edinburgh's cloth and salt customs were leased between September 1462 and August 1466 for 200 merks per year.<sup>4</sup> By 1471 (the accounts for the preceding two years have not survived), another lease for cloth and salt was in operation at the burgh for the reduced rent of £80 a year. Thereafter, Edinburgh's customs, in total or in part, were not leased again. Apparently neither the Crown nor potential leaseholders enjoyed the experience, and for the remainder of the century only remote northern jurisdictions were leased for short periods.<sup>5</sup>

In 1504-12, for the first time, leasing became widespread and ten custom jurisdictions throughout Scotland were leased for various lengths of time during the period.<sup>6</sup> In the following sixty years leasing was common. There tended to be phases in which a number of jurisdictions were leased, and these often coincided with political turmoil in the realm. Eight jurisdictions were held in tack in the mid to late 1520s, a period of tense relations with England.<sup>7</sup> During the "Rough Wooing", numerous jurisdictions were leased out, most of which were immediately cancelled on Mary of Guise's ascendancy to the regency in 1554.<sup>8</sup> In the late 1550s and 1560s religious and political turmoil plagued

---

<sup>3</sup> For similar remissions of the rent see salmon at Aberdeen in 1507, 1525 and 1528. CAP 1514, IRSC 1507-9, 1557-61, 1564; Banff 1528 (?), Dundee 1507-8, Kirkcudbright 1509.

<sup>4</sup> The accounts state this was *ex assedacione domini regis et dominorum de concilio facta eidem sub privato*.

<sup>5</sup> Elgin and Forres 1474-76; Inverness, Elgin, Forres, Banff and Nairn 1487-89; and in 1500 it was noted that for the past seven years Alexander Earl of Buchan had leased but not rendered accounts for the customs of Banff.

<sup>6</sup> Haddington, August 1507-July 1512; Linlithgow, July 1508-June 1509; Inverkeithing, June 1504-June 1505; Dysart, July 1505-August 1531; Cupar, June 1504-July 1512; Dundee, July 1505-June 1509; Perth, July 1506-July 1509; Banff, February 1511-February 1516; IRSC, July 1505-July 1513; Kirkcudbright September 1505-June 1509; Aberdeen salmon July 1506-August 1537.

<sup>7</sup> Leases started at Cupar, Banff, IRSC, Wigtown, and Irvine in this period, and existing leases at Linlithgow, Stirling, and Dysart continued.

<sup>8</sup> Between 1542 and 1554 customs were leased at Prestonpans, March 1545-September 1555; Linlithgow, March 1545-September 1554; Stirling, February 1545-September 1554; Dysart, August 1550-April 1554; Dundee, October 1552-September 1554; Aberdeen, September 1551-October 1554; Banff, July 1543-January 1556; IRSC, August 1545-September 1554; Kirkcudbright, July 1542-September 1555; Ayr, September 1542-September 1554; Irvine, August 1546-September 1554; Dumbarton, August 1546-September 1554.

Scotland. Again this period saw a large number of jurisdictions held in tack.<sup>9</sup> This ended with the final defeat of the Queen's party, and the relative stability of the Morton Regency, during which time a revision in all of the tacks was deemed necessary, since they were considered to cause "great hurt to the king".<sup>10</sup> In the final quarter of the century it was very rare for individual jurisdictions to be leased.<sup>11</sup>

In addition to definite phases of custom leasing, certain jurisdictions were leased more often and for longer than others. The jurisdictions at Linlithgow, Stirling, Dysart, Cupar, Banff, Inverness *et al.*, and Kirkcudbright, were all leased for over a third of the sixteenth century, and Prestonpans, Ayr, Irvine, and Wigtown for over a fifth of it.<sup>12</sup> Interestingly, this group comprises virtually all the lower-middling rank of jurisdictions, judging by their custom receipts over the sixteenth century, when their average (unleased) customs were between £10 to £55 per year.<sup>13</sup> Those jurisdictions whose customs averaged between £55 and £350 per year were leased considerably less frequently; they generally spent around an eighth of the century in tack. The main exception in this group was the jurisdiction at Inverness, Ross, Sutherland, and Caithness, which was leased for over half the century. There are only ten years of custom returns available for this jurisdiction, which is a small number to work with, but the average annual customs were nearly £200. Edinburgh's average customs of over £2,000 per year were by far the largest, and at no time were the jurisdiction's customs leased. Finally, there were a small number of burghs with very limited returns. The customs for North Berwick, Dunbar, Inverkeithing, Kinghorn, and Arbroath were less than £10 per year. These jurisdictions were rarely, if ever, leased. It was far more common for their customars simply to fail to appear at the Exchequer.

---

<sup>9</sup> Custom leases 1558-1572/3: Haddington, October 1563-September 1573; Prestonpans, 1568-1573; Linlithgow, October 1558-September 1561 and November 1566 October 1573; Stirling, October 1558-July 1572; Dysart, August 1563-October 1565 and October 1569-September 1572; Dundee, September 1566-July 1572; Perth, September 1558-August 1566; Montrose, August 1559-September 1572; Aberdeen, July 1558-January 1574; Banff, June 1561-September 1573; IRSC, September 1566-November 1579; Irvine, November 1565-October 1573; Dumbarton, March 1559-March 1562.

<sup>10</sup> *R.P.C.*, II, p. 252.

<sup>11</sup> Custom leases in the final quarter of the sixteenth century: Banff, August 1592-July 1600; Prestonpans, January 1573-February 1583, October 1589-July 1600; Stirling, July 1595-July 1596.

<sup>12</sup> These figures merely show the proportion of the century the individual jurisdictions were leased. No allowance has been made for periods in which accounts were not rendered. Moreover, the lease periods have not included the years between 1582-89 when all the customs of the realm were leased.

<sup>13</sup> Burntisland and Dumfries were rarely leased, but they fall within this lower middling rank. It should be noted, however, that few accounts are available for these two jurisdictions.

It can probably be assumed that Edinburgh's customs were so large that leasing them would have been a huge undertaking. Moreover, because the burgh's customs were so vital, the Crown would not have been willing to lease them without sufficient returns. At the other end of the scale, potential leaseholders would not have seen it as profitable or worthwhile to lease the customs of the smallest jurisdictions. Evidently it was the middling rank that both the Crown and private individuals were willing to lease and hold in lease. Those from the lower middling rank were held in tack longer than the upper middling rank. Generally, the appointed terms for the tacks were initially the same,<sup>14</sup> but differences occurred because the leases of the lower middling rank were continually renewed and extended.

It is impossible to know how profitable the leaseholders found their tacks without knowing how much they actually received and spent. The best available alternative is to compare the custom receipts, immediately before and after the lease, with the terms of the tack. The figures after the lease ended, in particular, must be treated with care since the period of the lease might have ended, the Crown might have revoked the lease, or it might even have been abandoned by the leaseholders. By and large, however, such an analysis shows that the rents for the leases were broadly comparable to the average between the years before and after the tack.<sup>15</sup> There were, however, exceptions. The burghs north of Aberdeen and at times the West coast burghs, were leased for rents well below the expected custom returns. From August 1526 to September 1537 Inverness's customs were leased for £26 13s. 4d. In the early 1520s, however, the jurisdiction's customs were nearly £50 per year; in the four years after the tack ended the annual customs were over £130. From the mid-1540s to 1550s the customs of Inverness, Ross, Sutherland, and Caithness were again rented for £40; thereafter and almost continuously up to the late 1570s, it was rented for £100 per year. Even with this rise the custom lease may have been set at a very low rate, since the entry

---

<sup>14</sup> Original terms for those burghs which spend long periods being leased; life *R.S.S.*, I, no. 1630; II, no. 866; III, no. 190; V, no. 2252; for seven to eleven years *R.S.S.*, II, nos. 1758, 1760, 1919; III, nos. 672, 1090, 1092, 1295, 1919; and for five years *R.S.S.*, I, nos. 1129, 3857; II, nos. 976, 1391, 1399; III, no. 1509; IV no. 1706. Those burghs which were held in tack for considerably shorter periods in the sixteenth century, had leases for seven years *R.S.S.*, III, no. 1873; five years *R.S.S.*, I, nos. 1126, 1896; III, no. 1050; V, no. 932, 1350, three years *R.S.S.*, I, no. 1311, and for one year, the king's will, or life *R.S.S.*, I, no. 1526; VI, no. 1347.

<sup>15</sup> In the initial phase of leasing, the rents were considerably higher than the average before the lease. Dundee's customs rent from July 1505 to June 1509 was £182 6s. 8d. per year. In the four years before this the average customs were under £140 per year, and £240 per year in the four years after the lease ended. A similar picture emerges at Linlithgow, and possibly Haddington. The main exception seems

books of cockets that Edinburgh issued, recorded vast quantities of customed goods arriving from these northern counties. Banff's leases 1525-37, 1543-56, and 1561-73 and those at Dumbarton in 1546-54, and Irvine 1546-54, and 1565-73 can be viewed as low in comparison with expected returns. The Crown presumably was prepared to set low rents for those jurisdictions which were further removed from royal power, covered extensive territory, and were prone to political disturbances.

For individual jurisdictions to be leased, agreement had to be reached between the leaseholders and the Crown. The Crown was more inclined to enter agreements during times of conflict or potential conflict, or with jurisdictions, which were, to some extent, less controllable. The larger burghs and the very smallest were less likely to be leased, although in the case of the former it is not known if this was reluctance on the part of the Crown or the potential leaseholders. In general, the terms of the leases were not excessive, and often the Crown was prepared to make allowances to the leaseholders. To some extent the Crown must have viewed the venture as providing a more or less stable income, while delegating responsibility to private individuals.

## II. CUSTOM LEASES FOR THE WHOLE REALM

In a time when Scotland was desperate to receive money quickly for David II's ransom payments, the customs were partially leased between November 1359 and April 1360, and fully leased to the burghs from then to November 1361, for an advance payment of 5,000 merks. Between November 1360 and June 1361 the accounts contain monetary payments relating only to woolfells and hides, and it is possible the wool customs were still leased or paid to a separate official.<sup>16</sup> It was not until 150 years later that the customs of the realm were again leased. In October 1510 the Treasurer, Andrew, Bishop of Caithness, and Master Thomas Diksoun, parson of Turriff, leased the customs of the whole realm for three years for the annual payment of £4,000. They were termed *customar generals* and received all the customs and escheat of uncustomed goods, and they were to appoint custom officials, deputies and factors. The pensions and annuities normally paid from the customs were to

---

to have been Dysart, which in the early years of the sixteenth century, was averaging customs of nearly £30, but from July 1505 to August 1531 was leased for £20 per year.

<sup>16</sup> *E.R.*, II, pp. 55, 64-70, 73.

continue, but the Crown agreed not to grant any additional ones.<sup>17</sup> In reality the customars continued to render their accounts to the Exchequer, and sums collected, less expenditures, were paid to the leaseholders rather than to an agent of the Crown.

By the 1570s the leasing of individual jurisdictions had come to an abrupt halt. In 1582, however, the commissioners for the burghs of Scotland negotiated with the Crown to lease the whole of the customs of the realm. They claimed this was to stop the complaints about merchants defrauding the customs, and, presumably more importantly, to limit the activities of royal officials who had been taking wine from merchants without payment.<sup>18</sup> They therefore proposed to pay an annual rent and 26 tuns of Bordeaux wine yearly for the right to receive all the customs in the realm and for an end to the wine extractions. After lengthy negotiations the terms were decided in March 1583. The burghs were to lease the customs of the whole realm for four years (any existing leases for individual burghs were to be annulled), starting from the previous October (i.e. 1582), for the annual payment of £4,000 and 30 tuns of Bordeaux wine. The commissioners were to appoint customars in all ports where customars were normally placed, and the provost, bailies and council of the particular burgh were to be consulted with regard to the appointments. The king's clerks of cocket, on the other hand, were to remain in place. Customs were to be levied on all customable goods at the rates which had applied for the last forty years. Forbidden goods were not to be exported or customed, and the King agreed not to make any new restraints of exports during the term of the lease. Royal officials were to uplift 30 tuns of Bordeaux wine annually, and anything above that amount had to be paid for.<sup>19</sup> Despite the high rent,<sup>20</sup> their complaints about the King granting licences to export goods custom free,<sup>21</sup> and customars failing to render their accounts,<sup>22</sup> the commissioners successfully petitioned to have the

---

<sup>17</sup> *R.S.S.*, I, nos. 2140, 2223.

<sup>18</sup> For a discussion considering that these extractions could have been based on a wine "prise" or "prisage" see Chapter 1, p. 16.

<sup>19</sup> *R.C.R.B.*, I, pp. 147-8, 152-3, 155-61. *R.P.C.*, III, pp. 530, 546.

<sup>20</sup> An annual payment of £4,000 was above the £3,700 gross annual custom receipts for the whole realm in the early 1580s. In addition, they would have had to make payments for custom officials' fees and various other expenditures from the custom receipts. By the early 1590s, the gross custom receipts had risen to £3,900. The annual delivery of 30 tuns of Bordeaux wine was extremely costly, considering that, in the mid-1580s Edinburgh's statute, the wholesale price for wine was around £150 per tun. D. Robertson and M. Wood, *Castle and Town: Chapters in the History of the Royal Burgh of Edinburgh* (Edinburgh, 1928), p. 283. Admittedly this payment may have been less burdensome than the Crown's officials uplifting wine at their will.

<sup>21</sup> *R.P.C.*, III, p. 624.

<sup>22</sup> *R.C.R.B.*, I, pp. 192-3.

lease renewed for a further three years under the same conditions.<sup>23</sup> During the second lease, problems with customars who did not render accounts continued, and £4,082 13s. 4d. had to be raised in 1589 to make up the sum that had to be paid to the King. No effort was made to continue the experiment, and the Convention did not lease the customs again for over a century.<sup>24</sup>

At the close of the sixteenth century, however, the crown again leased the whole customs of the realm. Initially, as soon as the import duties were introduced, they were leased by Thomas Foulis and Robert Jowsie, burgesses of Edinburgh.<sup>25</sup> This lease was not long lasting, but shortly afterwards all the import and export customs of the realm were leased to three separate parties. Thomas Menzies of Durn received the tack of the customs from Montrose to the Spey; James Home and Hew Nisbett leased the customs of the Merse with the burghs of Jedburgh and Lauder; while the remainder of the realm's import and export duties were leased to Bernard Lindsay, in Leith, for five years.<sup>26</sup>

---

<sup>23</sup> *R.C.R.B.*, I, pp. 207-8, 223-7.

<sup>24</sup> *R.C.R.B.*, I, pp. 255-8, 262-3, 343-4; T. Pagan, *The Convention of the Royal Burghs of Scotland* (Glasgow, 1926), p. 56.

<sup>25</sup> *E.R.*, XXIII, pp. 315-21; *R.P.C.*, V, p. 388.

<sup>26</sup> *R.P.C.*, V, p. 508; *E.R.*, XXIII, pp. 291, 358-9. In February 1599 the comptroller complained that the tacksmen of the customs offered £28,000 for the customs but after the upcrying of money they were only prepared to pay £24,000. *R.P.C.*, V, pp. 525-6.

## APPENDIX 10

### THE CUSTOMS ADMINISTRATION AND ENGLISH IMPORTS

Initially from 1303, and more completely after 1322, foreign merchants in England were subjected to a series of additional custom duties, including a tax of 3d. per £ on all merchandise that they imported or exported.<sup>1</sup> The Scottish Crown complained about the specific duty being levied on their merchants in 1329.<sup>2</sup> A negative response to the complaint may help to explain why a custom of 4d. per £1 on all English imports was introduced in Scotland from 1330.<sup>3</sup> This duty lapsed some time between 1333 and 1358. It was, however, re-introduced in the fifteenth and sixteenth centuries. English imports thereafter remained the only imports liable for great customs in Scotland until 1597.

When James I returned from captivity in England, he re-introduced duties on goods imported from England. Customs of 2s. 6d. were levied on each £'s worth of English goods brought into the realm to be sold.<sup>4</sup> Goods for private consumption, therefore, may not have been customed. There is ample evidence of Anglo-Scottish trade during the monarch's reign, yet these import duties appear only occasionally in the enrolled custom accounts, and were not levied at any sea port after 1431.<sup>5</sup> In common with the other newly introduced customs, the duties on English imports are likely to have lapsed following James I's death in 1437; if, that is, they were in operation at that time.

From the mid-1440s, English import customs re-appear in the custom accounts. Linlithgow's 1446 account contains customs of £5 10s. for malt which arrived in a boat from

---

<sup>1</sup> N.S.B. Gras, *The Early English Customs System* (Cambridge, Mass., 1918), pp. 66-71.

<sup>2</sup> *R.R.S.*, V, no. 377; *C.D.S.*, III, no. 984.

<sup>3</sup> These customs were recorded either in the provost's accounts, or with, but not in, the custom accounts. *E.R.*, I, pp. 314-22.

<sup>4</sup> *A.P.S.*, II, c. 19, p. 8.

<sup>5</sup> Edinburgh's 1429 account included customs of £191 4s. 8d. for woollen cloth and salt exports, and wine and other English merchandise sold in the burgh. In the subsequent two years there were customs of nearly £93 for imports of wine and other goods. English imports were also recorded at Aberdeen in 1428 and 1430, Banff in 1428, Ayr in 1426 and 1428, Dumbarton 1428. In 1429, 1431, and 1434 listings for customars of cattle exported to England and English imports by land were included in the custom rolls. *E.R.*, IV, pp. 511, 401, 444, 446, 451, 453, 474, 506, 511, 516-7, 527, 540, 562.



England. In the same year, however, in Perth and all of the burghs further north, Englishmen were freed from all import customs, except those on cloth and victual.<sup>6</sup> Similar exemptions may also have been given to the southern burghs. Certainly for the next two decades, malt was the only English import to appear in the custom accounts.<sup>7</sup> Moreover, in 1447-48, at least, it appears that duties were levied only on English merchants. The accounts for Aberdeen and Edinburgh specifically state the import customs were for Englishmen, while the import customs levied on a native Scots merchant at Edinburgh in 1447 were discharged.

Imports do not appear in the custom accounts in 1449-51. The duties may have lapsed entirely. Alternatively, there may have been a collapse in the level of English goods brought to Scotland by English merchants, perhaps as result of the hostility between the two countries in the late 1440s.

English malt import customs re-appear from 1452. The duties may have been levied on merchants of all nationalities, as the accounts no longer specifically state they were duties on Englishmen. English malt flooded into Scotland as a series of poor harvests hit the country. In 1454 Parliament even stated that Scots merchants importing victual from England would be favourably treated.<sup>8</sup> Between 1452-55, over 31 chalders of English malt were contained in the accounts; presumably representing imports of nearly 500 chalders (customs in kind are likely to be a sixteenth of the quantity imported). For the remainder of the decade only a trickle of English malt was imported. Only three chalders appeared in the accounts (i.e. imports of 48 chalders), and after 1460 it ceased entirely. Hostile relations with England cannot have helped the trade. In 1463 Edinburgh's customar claimed customs had not been charged on English goods, because none had been sold in the burgh. Perhaps significantly, trading activity recovered once the Scots gave up their support of the Lancastrian cause, and the truce signed with England in 1464 was extended the following year. In 1465 English goods re-appeared in the custom accounts for the first time in five years. Initially the customs appeared only at North Berwick and Berwick-upon-Tweed (in Scottish hands once more from April 1461), perhaps indicating that the import duties were not universally applied. Certainly these were the first two jurisdictions to re-introduce salmon and sea fish customs, at much the same time. From 1473 onwards, however, every

---

<sup>6</sup> *Charters and Other Writs Illustrating the History of the Royal Burgh of Aberdeen*, edited by P.J. Anderson (Aberdeen, 1890), pp. 24-5.

<sup>7</sup> The sole exception was in 1448 when Edinburgh also customed imported wine.

<sup>8</sup> *A.P.S.*, II, c. 2, p. 41.

jurisdiction customed all English imports and this remained the situation until the close of the sixteenth century. Up to 1513 the custom accounts generally list each import separately;<sup>9</sup> thereafter they merely record the total monetary customs for all English imports, and only very occasionally are individual items listed.

## I. CUSTOM PROCEDURE FOR ENGLISH IMPORTS

During James I's reign it was enacted that the English import customs were to be an eighth of the value of the goods sold (2s. 6d. per £). It is impossible to know if this was in fact the rate applied, since the small number of entries in the accounts simply list the total monetary customs. English import customs re-appeared in the mid to late 1440s. In 1447-48 Aberdeen customed corn at 32d. per chalder in accordance with the 1446 stipulation which had allowed Englishmen freedom from customs on all imports, except cloth and victual, at Perth and burghs to the north. Edinburgh, on the other hand, in 1447 customed malt at 10s. per chalder in what appears to have been an *ad valorem* duty of a sixteenth of the corn's value.<sup>10</sup> Between 1552-60 a proportion, presumably a sixteenth, of the malt imported from England was collected by the custom officials, and delivered to the royal household, or to one of the king's officials. Normally the quantity collected in this manner is listed, but occasionally only the total quantity imported is given.

The customs on English corn imports between 1465 and 1513 was a sixteenth of quantity imported (i.e. one boll from each chalder). This was, theoretically, uplifted by the custom officials and then disposed of under the Crown's direction.<sup>11</sup> Edinburgh's custom officials continued to deliver corn in kind to the Crown. In virtually all the other jurisdictions the corn was sold and the proceeds paid to the Crown. In the period 1470-1513 the prices charged genuinely appear to reflect market prices. They were not antiquated fixed

---

<sup>9</sup> The exceptions, where only the monetary total is recorded, being Edinburgh 1495, 1510 (a), 1510 (b), 1512 (b); Perth 1513.

<sup>10</sup> In 1447 Edinburgh customed 230¼ chalders of malt at £115 15s. 11d. Each chalder, therefore, paid 10s. in customs (the hundreds have been assumed to be short hundreds; this gives the same duty per chalder as the remission on three chalders in the discharge). This duty of 10s. is exactly a sixteenth of the price English malt was sold for in Linlithgow in the same year. *E.R.*, V, pp. 267, 277.

<sup>11</sup> The only definite example of this designated rate was at North Berwick in 1471, when eight bolls of malt were uplifted as the custom on the eight chalders of English malt sold in the burgh.

prices, but even so the price information they reveal must be treated with care.<sup>12</sup> Perhaps, over time the custom officials levied a monetary custom based on the prevailing price in the burgh, rather than collecting a sixteenth of the imports and selling it.

English cloth imports between 1470-1513 paid a customs duty based on the cloth's value. The percentage charged was evidently between a tenth and a sixteenth of the value.<sup>13</sup> The accounts normally list only the monetary customs for the cloth imports, so it is difficult to know if real market values were always used, or if and when antiquated fixed rates began to be applied. Most of the other commodities imported from England, listed between 1470-1513, appear to have paid fixed rates per quantity imported.<sup>14</sup>

After 1513 the custom accounts rarely list the English imports individually, so it is impossible to know how the commodities were customed. The Pittenweem Group's English malt imports in 1531 and 1537 appear to have been customed in the same manner as in 1470-1513. The custom official collected a given percentage (in the first account 5%, or 5.7%, depending on whether it was a long or short hundred, and 5.8% in the second) and

---

<sup>12</sup> The quality of corn, the buyer, or the eventual consumers are not known. Perhaps most troublesome, the accounts do not record the exact dates when the victual was sold, and price differences within a year could be great. Between September 1493 and June 1494, for instance, the barley in Edinburgh's account was sold for 120d. per boll (256 bolls were imported, i.e. 27½ bolls per month), and from June to December 1494 it was sold for 72d. per boll (48 bolls were imported, i.e. 8½ bolls per month). This example also highlights that most of the corn was imported in the first half of the year when the price was high. Likewise, between June 1453 and March 1454, Edinburgh imported roughly 80 bolls per month while 280 bolls per month were imported from March to July 1454. Over a century later, in Burntisland's particular account 1577-81, all the English corn was imported between April and August, and the quantities were significant only in June and July. NAS, E.71/5/1. It should be noted, therefore, that in E. Gemmill and N. Mayhew, *Changing Values in Medieval Scotland: A Study of Prices, Money, and Weights and Measures* (Cambridge, 1995) all the prices drawn from the custom accounts have been dated as the same year the account started, and have been mixed with more precisely dated references. Perhaps the end date (which normally encompassed the first six months in the calendar year) would be more accurate. It should also be noted that in Gemmill and Mayhew's book over half of the corn prices in the charges of custom accounts have been omitted, and after *E.R.*, X, only the Edinburgh accounts seem to have been consulted. This is misleading, as the burgh's prices for malt and barley were normally considerably higher than in the other ports. Price figures in the discharge are also somewhat erratically listed, with numerous mistakes (e.g. no. 258 on p. 171, no. 205 on p. 186 etc.) and omissions.

<sup>13</sup> In Edinburgh's account covering 1484-86 there are three entries, all of which give the cloth's value and the custom valuation. Two custom rates were a sixteenth of the value, and the other a tenth. In 1494 Edinburgh's English cloth customs were assessed at a tenth.

<sup>14</sup> Great salt normally paid 8d. per boll in customs. Wine paid 5s. per pipe from 1478-91, but in the early years of the sixteenth century the rates were more variable. This may have been a result of the numerous different measures applied. Dressed hides paid 4s. per daker and this increased to 5s. from 1504. In the Edinburgh's 1481-84 account 10 barrels of cups paid customs of 40s., and in the following account an *ad valorem* rate of a sixteenth was applied. Imports of metals and various other items are likely to have also paid fixed rates. The evidence, however, is too scant to be certain.

sold it for the Crown. In the final decades of the century the scant references in the enrolled and surviving particular accounts show that *pro rata* duties were being levied on imports of English corn,<sup>15</sup> cloth,<sup>16</sup> and miscellaneous wares.<sup>17</sup> Over time the rates became antiquated and, given price rises, represented an ever smaller proportion of the goods' value.<sup>18</sup>

Prior to 1513, English imports were predominantly customed by *ad valorem* duties (in various forms) although the method was increasingly being eroded. In the final third of the sixteenth century, imports were customed by quantity rather than value and duties were no longer a reflection of the market value. It is conceivable that the rates per unit levied at the close of the sixteenth century are likely to be slightly higher but broadly comparable, to those a century earlier. Between 1470-1513, malt, wheat, or peas paid customs fluctuating around 7½d. per boll, while by the 1570s, each boll of wheat, malt, and, importantly, peas and beans paid 18d., 10d. and 12d. respectively.

---

<sup>15</sup> In Burntisland's 1577-81 particular account all the imported malt paid 20d. per quarter (2 bolls were equivalent to a quarter), wheat paid 3s. per quarter, and beans were customed at 1s. per boll. NAS, E.71/5/1. Imports of peas and beans were occasionally listed in the enrolled accounts, and were also customed at 1s. per boll; see Kinghorn 1596; Kirkcaldy 1593; Dysart 1596; Culross 1580, 1582 (beans and malt); Burntisland 1597 and St Andrews 1594, 1596. The Pittenweem Group in 1593 customed 40 bolls of beans for £8, but this is presumably a mistake for 1<sup>c</sup>40 bolls.

<sup>16</sup> In 1581 five pieces of English cloth, each containing 10 ells, were customed at Burntisland for 30s. NAS, E.71/5/1. In Dumfries's custom and particular accounts, in the 1590s, imports of kelt paid 2s. per piece, sky 3s. to 3s. 4d. per piece, stamin 3s. 4d. to 4s. per piece, and Yorkshire woollen cloth 6s. per piece. The higher duties for sky and stamin were charged in 1593 and 1594, and the lower ones in 1590 and 1597. Dumfries 1590, 1597; E.71/10/3-4. In Edinburgh's 1590 entry book of cockets it was stated that each steik (i.e. piece) of stamin paid 4s. in customs. E.71/32/10, f. 4. An *ad valorem* duty for cloth imports was suggested in 1573, when the Privy Council ordered Robert Jackson to pay £123 12s. for customs on the cloth he had imported since the end of his custom free exemption, a total which they stated was calculated at 30d. per £'s value conforming to the acts of Parliament. *R.P.C.*, II, pp. 308-10. This may have been the duty on the statute books, but it is unlikely to be the one used by the customars.

<sup>17</sup> In 1593 Parliament ordered that the King should receive customs of 20s. from each tun of beer imported *A.P.S.*, IV, c. 37, p. 30. *Pro rata* duties, albeit variable ones, had been applied in the years immediately before this- 2s. per tun in Edinburgh's 1590 entry of cocket book, NAS, E.71/32/10, f. 4; 18d. per tun at Dundee in 1591; 3s. per tun at Dysart in 1593. Perhaps these erratic and low rates encouraged Parliament to intervene; even Edinburgh's petty custom was 2s. per tun in the closing decades of the century. *Edin. Recs.*, V, p. 567.

<sup>18</sup> In May 1594, Edinburgh's burgh council issued an order, which was not subsequently obeyed, that English peas and beans were not to be sold for more than £3 13s. 4d. per boll. The import custom at this time was 1s. per boll, hence customs were little more than 1% of this regulated price. Two years later the same burgh authorities ordered that the peas, beans and barley imported from London were to be sold for £11 per boll; customs were, therefore 0.5% of the value. These figures can be compared with the *ad valorem* duty of 6.25% in use before 1513. *Edin. Recs.*, V, pp. 113-4, 116-7, 156.

Imports customs were levied on all the goods at the location where they were first exposed for sale, rather than the eventual sales location for each item.<sup>19</sup> The custom location, therefore, is not the final sale or consumption location, and in particular the custom figures under-record the quantity of goods going northwards.<sup>20</sup> The customing system on English imports, like other areas of the custom administration, was prone to abuse. Merchants may have claimed their goods had already been customed,<sup>21</sup> or that their goods were not from England and hence were not liable for import duties. The administrative system is likely to have been at its weakest for English wares coming by land, given the plentiful opportunities to import certain goods unobserved.

## II. GENERAL TRENDS IN IMPORTS FROM ENGLAND

The Scottish custom figures for English imports are not ideal for studying the long-term pattern of the trade. Different custom rates and methods were used, while the English import custom figures after 1513 are of limited value. Some basic trends, however, are discernible from the early 1470s, when the duties were comprehensively enforced for the first time, until they ceased to be separately listed, in 1597.

Figure A10-1 shows the custom revenue from English imports for the burghs between Dunbar and Aberdeen in 1473-1597; estimates have been made for missing entries, and a standard charge of 3s. per tun has been given for the beer customed in the 1590s. The most obvious feature in the English import trade is the pattern of dramatic slumps during successive periods of hostilities or conflict between Scotland and England, in particular 1481-86, 1512-17, 1529-33, 1536/7-50, and 1554-60. There may also have been collapses in the late 1460s and early 1470s, and in the early to mid-1520s, but the custom figures are not

---

<sup>19</sup> For example, in 1572 an English ship destined for Leith with a cargo of sheep skins was driven by wind to Burntisland and subsequently departed for Leith. All the custom duties were paid at Burntisland, since the skins had been unloaded there and some were sold. *R.P.C.*, II, pp. 145-6.

<sup>20</sup> English goods entering Perth in 1467, for example, were not customed since they had already been customed at Berwick-upon-Tweed. Perth 1467-68. In 1478 English barley was customed at Dysart, and was then sent to Aberdeen. In the sixteenth century a steady flow of goods customed in the Fife burghs, Dundee, and even at the West coast were taken to Edinburgh. NAS, E.71/29/2, f. 12; 32/3, f.6; 32/4, f. 10v.; 32/5, f. 2; 32/6, f. 3v.; 32/10, ff. 4, 4v.; 32/13, ff. 7v., 8v.

<sup>21</sup> At the close of the sixteenth century, a system of seals appended to English wares to prove the custom duties had been paid was, unsuccessfully, implemented. *R.P.C.*, IV, pp. 461-2; *A.P.S.*, III, c. 37, p. 561.

reliable for these periods.<sup>22</sup> One interesting exception was during the “Rough Wooing” in 1544-50. English attacks on Scotland in this period were devastating and of an unusually long duration, and it has been described as the “most savage and devastating of the numerous English invasions of Scotland”.<sup>23</sup> Disruption was caused to the customs administration and the export trade was visibly hampered, yet the level of English imports customed in Scotland, by the Scottish administration, actually increased. The average English import customs between 1537-43, when relations were not good, was nearly £19 per year. With relations at their nadir in the remainder of the 1540s, the import customs were nearly £33 per year between 1544-46, and £63 per year to 1550. The increase is presumably a direct result of the “Great Debasement” in the English coinage, in 1541-51, which dramatically reduced the price of English wares in foreign markets, including Scotland. The benefits from importing English wares must have encouraged merchants, despite the high risks involved in trade between hostile nations. The level, however, should not be exaggerated, and English imports into Scotland only boomed once the English campaign ended in 1550.

Anglo-Scottish relations entered a more sustained peaceful phase from 1560, which, despite occasional disputes, proved enduring. The expansion in English imports, or customs at least, was halted by civil and religious war in Scotland, much of which was centred on Edinburgh, the main English import location. The figures during the Mar Regency (1571-72) may underestimate the true level of imports. It appears the Regent granted at least one merchant freedom from customs, and his entries were not recorded in the custom accounts.<sup>24</sup> It was, however, only after the civil wars ended in 1573 that English imports flooded into Scotland. Following the debasement of the Scottish coinage in 1575, which increased the price of all imports, there was a sharp fall in English imports (1576-79), but imports expanded again after the 1580 revaluation.<sup>25</sup> A further devaluation in 1591 appears to have had little impact on the level of English import customs, which expanded between 1591-93. It should be remembered, however, that the custom duties on at least one commodity, beer,

---

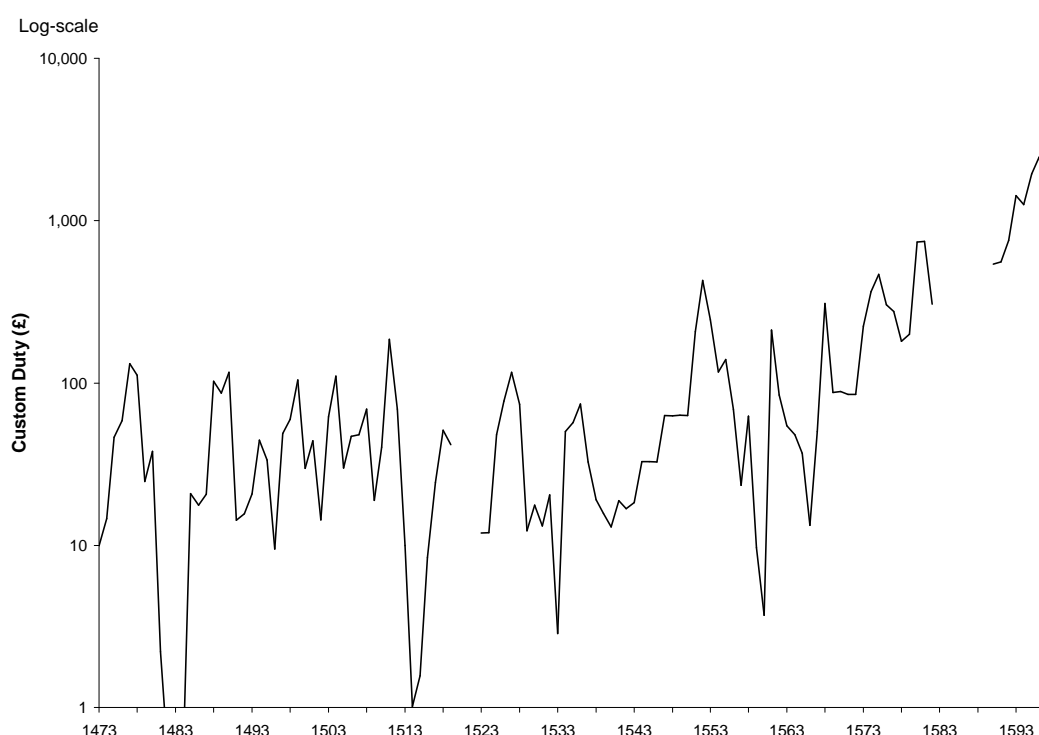
<sup>22</sup> For the political situation see, R. Nicholson, *Scotland: The Later Middle Ages* (Edinburgh, 1978), pp. 475-6, 490-510, 518, 551-3; G. Donaldson, *Scotland: James V to James VII* (Edinburgh, 1965), pp. 20, 22, 25-7, 92; W. Ferguson, *Scotland's Relations with England: A Survey to 1707* (Edinburgh, 1977), pp. 55, 58-9, 61; W. Croft Dickson (revised and edited by A.A.M. Duncan), *Scotland from Earliest Times to 1603* (Oxford, 1973), pp. 310-11. With relation to trade see also *A.P.S.*, II, c. 18, p. 141; c. 10, p. 144; c. 25, p. 346; *A.D.C.P.*, p. 428.

<sup>23</sup> W. Ferguson, *Scotland's Relations with England*, p. 61.

<sup>24</sup> *R.P.C.*, II, pp. 308-10, 312.

were increased substantially in the early 1590s. The figures have been adjusted so this revaluation does not skew the trends, but there may have been other, unknown, raised duties. In addition, efforts were made in the early 1590s to improve the collection of custom duties on English imports, especially cloth. These were not particularly successful and the orders had to be repeated, though fewer uncustomed goods may have been slipping into Scotland.<sup>26</sup> Imports began to fall from 1596, two years after a further devaluation. As with all the English import custom figures, it is difficult to completely differentiate whether this was due to the changes in administration or the trade cycles.

**Figure A10-1: English Import Customs, 1473-1597**



Source: *The Exchequer Rolls of Scotland*, vols. VIII-XXIII.

### III. COMMODITIES IMPORTED FROM ENGLAND

The main English imports into Scotland in 1473-1513 were corn, woollen cloth, and, of less importance, a wide variety of miscellaneous items. After 1513 it is impossible to establish a

<sup>25</sup> I.H. Stewart, *The Scottish Coinage* (London, 1967), p. 152; N. Holmes, *Scottish Coins a History of Small Change in Scotland* (Cambridge, 1998), pp. 46-7.

<sup>26</sup> *R.P.C.*, IV, pp. 461-2; *A.P.S.*, IV, c. 25, p. 137.

break down of English imports using the custom evidence, and only some very general remarks about them can be made.

(a) Corn

Between 1473-1513 the most important corn imports from England were malt and barley, which were mostly customed together. In exceptional years, over 100 chalders were imported (1475-78, 1488-90 and 1504); more normal levels were between 10-30 chalders per year.<sup>27</sup> Wheat was the next most important corn import from England. The wheat prices in the custom accounts suggest it was generally 15-25% more expensive than malt and barley, though the quantities imported were low in comparison. Even the relatively high levels of English wheat imported in 1477 and 1478 only represented about a tenth of barley and malt imports. Wheat appears more regularly in the accounts from the mid-1480s, and there was a huge peak in ca. 1498-1500 when 136¾ chalders were imported (90 chalders of malt and barley were imported at the same time). Thereafter, wheat imports fell back to their usual low levels. Finally, a variety of other corns were imported from England, which, even cumulatively, were insignificant, namely peas, beans, rye, oats, and mixed grain.

Comparisons of import quantities and the domestic sales price of these corn imports, suggests high prices correspond with high levels of imports (see for example Table A10-1), though admittedly within import booms the peaks in imports and prices do not coincide exactly, as inflows of imports would reduce the price.<sup>28</sup> The supply of English corn imports appears to have been very price elastic. A small rise in the price brought forth significant imports and the opposite occurred when prices fell.<sup>29</sup>

**Table A10-1: English Malt & Barley Imports and Price, 1473-1511  
(Dunbar to Aberdeen only)**

<i>Period</i>	<i>Annual Av. Imports (bolls)</i>	<i>Median Price (d. per boll)</i>
1473-74	221.85	96
1475-80	1,768.4	120
1481-87	70.1	[138] <sup>1</sup>

<sup>27</sup> The price trends for malt and barley, when listed separately, corresponded closely. Malt, understandably, was marginally more expensive.

<sup>28</sup> Between 1498-1500, for instance, wheat prices were high. In 1500 the prices fell (from about 120d. to 80d. per boll) but imports were still substantial, as merchants had to dispose of their cargoes.

<sup>29</sup> There was a 10% increase in malt and barley at Edinburgh from 1503 to 1504, and imports nearly trebled. The following year prices fell by a third and imports correspondingly fell nearly five-fold. A similar pattern is also observable at Pittenweem and Dysart in these years.



1488-90	2,521.3	160
1491-96 <sup>2</sup>	231.8	90
1497-1500 <sup>2</sup>	1,032.5	101
1501-02	0	79
1503-04	1,593.5	144
1505-11 <sup>2</sup>	370.2	120

<sup>1</sup> Based on a very small sample.

<sup>2</sup> The figures for 1492, 1495, 1498-99, and 1510 are based on estimates for Edinburgh.

Source: *Exchequer Rolls of Scotland*, vols. VIII-XIII.

The enrolled custom accounts rarely list individual English imports after 1513, but there are occasional references to English corn imports. The Pittenweem Group's accounts in 1531, 1537-38 contain imports of malt; English barley was listed in Burntisland's 1572-76 account; and English victual was given at the Pittenweem group in 1596.<sup>30</sup> More importantly, in the closing decades of the sixteenth century, there are a large number of entries for imports of peas and beans.<sup>31</sup> The Pittenweem Group's 1570-72 particular account shows that beans accounted for nearly half their English import customs.<sup>32</sup> Burntisland's particular account from 1577-81 contained 216 bolls of beans, 32 bolls of wheat, and 40 bolls of malt. Burntisland's account does not contain any English corn in 1577-78, despite the latter year being a year of scarcity for Scottish corn; evidently elsewhere in Scotland it was imported.<sup>33</sup> A variety of other sources include references to English corn imports in the closing decades of the sixteenth century.<sup>34</sup> It would be unwise to draw any firm conclusions from them or the fragmentary custom material. There is, after all, no evidence of Edinburgh's individual imports and the burgh accounted for nearly 80% of the English import customs. All that can fairly be said is that corn continued to be imported, and the

<sup>30</sup> English barley was listed in Burntisland's 1563 custom account, but the corresponding particular account records it as "barlik beir". NAS, E.71/32/3.

<sup>31</sup> Kinghorn 1596; Burntisland 1597; Culross 1580, 1582; Dysart 1593, 1595, 1596; CAP 1593; Kirkcaldy 1593; St Andrews 1594, 1596. See St Andrews' particular account in 1596 for the peas being described as being brought in by "ane Inglisund". NAS, E.71/25/1.

<sup>32</sup> NAS, E.71/6/3.

<sup>33</sup> NAS, E.71/5/1; *R.P.C.*, II, pp. 680-1; III, pp. 102-3.

<sup>34</sup> In 1575 English merchants disputed the measure used in the sale of their malt and wheat to men from Haddington and Dunbar. *R.P.C.*, II, pp. 454-5. In 1589 a request was made to transport musty, unsavoury and very coarse wheat which could not be sold in England into Scotland. *Calendar of State Papers, Relating to Scotland*, ed. M.J. Thorpe (London, 2 vols., 1858), II, p. 565. In 1594 two English crayers from Hull brought English peas and beans to Leith, and in the same year Edinburgh's council tried, without success, to regulate the sale of these peas and beans. *Edin. Recs.*, V, pp. 113-4, 116-7. In December 1595, James VI, on account of the universal failure of the peas and bean crops, requested that Queen Elizabeth grant a licence for the export of 5,000 quarters of peas and beans, so the poor in Scotland could be relieved. *Calendar of State Papers, Relating to Scotland*, II, p. 702. The following April an Englishman was ordered, by Edinburgh's burgh council, to ration the sale of his peas, beans, and barley brought from London and sell them for £11 per boll. *Edin. Recs.*, V, p. 156.

import of peas and beans may have constituted a greater proportion of this trade than they did prior to 1513.

#### (b) Cloth

The English cloth custom figures between 1473-1513 must be treated with care since it is by no means certain that the same custom duty or procedure was applied. Bearing this in mind, the cloth customs were roughly a third of those for corn over the period. There appears to have been a counter cyclical trend in the import of cloth and corn. In periods when relatively large quantities of corn were being imported, 1475-80, 1488-90, 1500, and 1504, cloth imports (or customs at least) were low, and the opposite was the case in periods of low corn imports, 1473-74, 1484-87, 1492-94, 1501, and 1507 (see Table A10-2). Presumably during periods of high corn prices Scotland imported corn from England and the income available to buy cloth was reduced. In years of “normal” corn prices, English cloth was more of a priority. Cloth imports from England, however, were hampered by the Crown’s traditional hostility to them, due to the drain on bullion that they caused. In 1473 it was decreed that any merchant, Scottish or English, importing cloth was to be punished and have his goods escheat.<sup>35</sup> Cloth customs continued after the decree, but fell considerably. It is not known if this fall was a result of the ban, a consequence of the high level of corn imports, or deficiencies in the customing procedure.

After 1513 the custom accounts rarely list the individual imports from England separately. There are, however, occasionally references to imports of English cloth. Cloth accounted for around 10% of the English import customs in the Pittenweem group’s 1570-72 particular account.<sup>36</sup> Burntisland’s 1577-81 particular account contained 50 Scottish ells of English cloth.<sup>37</sup> Small quantities were also listed in the custom accounts at the Pittenweem Group in 1525, 1597, Dunbar 1592, and Kirkcaldy in 1597. In 1590 Kirkcaldy imported a relatively large amount, over 100 pieces of stamin, all of which was subsequently taken to Edinburgh for sale.<sup>38</sup> The import accounts in 1597-98 for Burntisland and the Pittenweem Group contain English cloth (Kendell friezes, English broad cloth, Yorkshire cloth, kelt and stamin; possibly the friezes, linen friezes, and cloth called cottons also came

---

<sup>35</sup> *A.P.S.*, II, c. 15, p. 105.

<sup>36</sup> *NAS*, E.71/6/3.

<sup>37</sup> *NAS*, E.71/5/1.

<sup>38</sup> The custom account listed 111 pieces but this is perhaps a mistake as the custom value indicates it should have been 123 pieces. *NAS*, E.71/32/10, f. 4.

from England). On the other hand, the import accounts for Dysart, Kinghorn and Kirkcaldy, St Andrews, Dundee, and Montrose do not contain any English cloth.<sup>39</sup>

**Table A10-2: English Corn and Cloth Import Customs, 1473-1510  
(Dunbar to Aberdeen only)**

<i>Period</i>	<i>Cloth Annual Av. (£)</i>	<i>Corn Annual Av. (£)</i>
1473-4	6.3	6.0
1475-80	1.8	59.7
1481-7	6.2	1.3
1488-90	1.7	99.8
1491-96 <sup>1</sup>	9.8	8.5
1497-1500 <sup>1</sup>	14.0	43.2
1501-02	25.0	0.7
1503-04	13.1	69.3
1505-10 <sup>1</sup>	19.2	16.9

<sup>1</sup> The figures for 1492, 1495, 1498-99, and 1510 are based on estimates for Edinburgh.

Source: *Exchequer Rolls of Scotland*, vols. VIII-XIII.

The custom and particular accounts for Dumfries in 1590, 1593-94, and 1597, contain large quantities of English cloth imports, which accounted for almost all their import customs. Kelt, the main cloth import, always accounted for two-thirds of the quantity imported. Its low custom value meant that it represented only about half of the cloth custom duties. Small and variable quantities of cloth, more expensive by custom value (sky, stamin and Yorkshire woollen cloth), made up the remainder. This is likely to represent the customs on cloth arriving via the West Marches.

There are also numerous references in various Scottish sources concerning English cloth imports; attempts to ban, limit or regulate its trade;<sup>40</sup> the customs on certain individual merchants;<sup>41</sup> and failed ventures.<sup>42</sup> A number of these references concern the cloth import trade by land to Edinburgh; on one occasion it was stated that “mekill” cloth was taken from Berwick to Edinburgh by land.<sup>43</sup>

### (c) Miscellaneous Wares

<sup>39</sup> *E.R.*, XXIII, pp. 315-21.

<sup>40</sup> *R.P.C.*, II, pp. 418-9; IV, pp. 461-2; V, pp. 385-6. *A.P.S.*, III, c. 37, p. 561; IV, c. 23, p. 136; c. 25, p. 137; p. 119. *A.D.C.P.*, pp. 437-8. *R.C.R.B.*, I, p. 76.

<sup>41</sup> *A.D.C.P.*, pp. 437-8, 509, 619; *R.P.C.*, II, pp. 330, 374-5;

<sup>42</sup> *R.P.C.*, I, pp. 558-9; IV, p. 682.

In addition to cloth and corn Scotland imported a wide variety of other goods from, or via, England between 1470 and 1513. In particular, wine, great salt, dressed hides, beer, (pewter) cups, lead, and iron. Up to 1513, even cumulatively, these miscellaneous wares represented only a minor proportion of the imports from England. No legitimate quantitative analysis, however, can be made, due to the different customing procedures employed, and the difficulty in sometimes differentiating them from exports (or re-exports).

Occasional references to individual English goods in the final decades of the sixteenth century suggest that these miscellaneous wares may have become more important, although it is, of course, impossible to be certain. In the Pittenweem Group's 1570-72 particular account they represented around 40% of the import customs; salt and bark were 10% each; iron 1%; and, interestingly, wool and fell imports were 20%.<sup>44</sup> Two years later in a period only covering October 1573 to March 1574, all the imports were in the miscellaneous category; figs and soap 50%, salt 25%, iron 20%, and bark 7%.<sup>45</sup> In 1557, great salt was Dysart's only English import, but the customs on it were insignificant.<sup>46</sup>

There are also listings in the custom accounts for imports of lead and bark at Kirkcaldy in 1593 and 1597 respectively. From 1593, after a massive increase in duty, beer was recorded separately in the custom accounts, although apart from in Edinburgh the actual quantities imported were small.<sup>47</sup> The West coast burghs evidently also imported salmon, herring, fish, and victual from England or Ireland.<sup>48</sup>

---

<sup>43</sup> *R.P.C.*, II, pp. 374-5.

<sup>44</sup> NAS, E.71/6/3, ff. 8-9. For a merchant of Newcastle shipping 1,740 sheep skins from Newcastle to Leith via Burntisland see *R.P.C.*, II, pp. 145-6. In 1590 various skins and fells from England were customed at Dumfries and taken to Edinburgh for sale. E.71/32/10, f. 4v.

<sup>45</sup> NAS, E.71/6/4, f. 4v; 6/5, f. 11.

<sup>46</sup> NAS, E.71/13/1, f. 6.

<sup>47</sup> Edinburgh 1590, 1593-97; Kinghorn 1595, 1596; Burntisland 1597 (possibly 1563); Dysart 1593, 1594, 1596, 1597; Dundee 1592, 1593. Beer and beer/barley was customed at Culross in 1598 and 1599; these were possibly exports. Beer appears in Edinburgh's burgh records in December 1589, when it had to be returned to London because it was "spilit" and insufficient. *Edin. Recs.*, V, pp. 11, 567. John Marshall, Scotsman, received a licence from Queen Elizabeth in October 1592 to transport 100 tuns of beer free of duty. In 1595 and 1596 James VI requested licences to transport beer into Scotland. *Calendar of State Papers, Relating to Scotland*, II, pp. 614, 675, 704.

<sup>48</sup> In 1606 mention was made about small customs being paid at Glasgow on imports of salmon, herring and fish, victual, and other merchandise imported by them from England or Ireland *R.P.C.*, VII, p. 660. Certainly salmon, hides, and skins were charged in Ayr, Irvine, and Glasgow's inward custom accounts. *E.R.*, XXIII, p. 316.

#### **IV. CONCLUSION**

The records of the English import customs between 1473-1597 are of strictly limited use in analysing the level of English imports into Scotland. The exact customing procedures are not known and for most of the period information concerning individual commodities is not available. Consequently, only general conclusions can be made. English goods continued to be customed during periods of open hostilities and warfare between the two countries, although understandably they always slumped to insignificant levels. Illicit contacts may have continued, but the trade would be very risky for merchants without safe conducts. Up to 1513, at least, corn was imported during periods of high prices, otherwise cloth was imported, providing the Scottish Crown did not ban the trade. Malt and barley, and wheat were the main corn imports at this time, but a century later the significance of peas and beans appears to have greatly increased. A wide variety of miscellaneous wares were imported prior to 1513, and the trade in miscellaneous wares may have become more important thereafter.

## APPENDIX 11

### TABLE OF SCOTTISH PRODUCE EXPORTED YEARLY, 1611-14

In 1614 a study was made of the “commodities shippit yeirlie at everie poirt of this realme betuix the first day of November, 1611 yeiris, and the first day of November 1614 yeiris”. The survey has been printed and is summarised below.<sup>1</sup> The reasons for the study being undertaken and the methods used to assess the quantities and values are, unfortunately, not discussed. Perhaps the findings were to be used when custom leases for the realm were set, and certainly a small number of “values” in the study are actually custom valuations (i.e. wool, coal, beef, peas, rye). In most other instances, the values were between four to six times higher than listed in the 1612 book of rates. Whether or not this means they can be taken as real values is by no means certain, and it is unwise to read too much into the figures in the survey.

### TABLE OF SCOTTISH PRODUCE EXPORTED YEARLY, 1611-14 (ANNUAL AVERAGE)

#### 1. THE COMMODITIES AND WARES OF THE LAND

(a) Victual and Vivers		
Wheat	1,130 bolls, at £7 per boll.....	£7,910
Barley and malt	4,265 bolls, at £6 per boll.....	£25,536
Oats	646 bolls at £5 per boll.....	£3,230
Flour	3 lasts 9 barrels, at £5 per boll.....	£405
Bread	2,800, at £2 per hundred.....	£56
Beef	2 lasts 6 barrels, at £10 per barrel .....	£300
Aquavite	7 gallons, at £1 per pint .....	£216
Sum .....		£37,653

#### (b) Hides

---

<sup>1</sup> P. Hume Brown, *Scotland in the Time of Queen Mary* (London, 1904), pp. 226-30. The figures show the annual export volumes and values in the three year period; it appears short hundreds have been used. P. Hume Brown noted the totals for commodities of the land, and fish were wrong, which he attributed to omissions of certain items. There also appear to be mistakes in the quantities of linen yarn, “auld” brass, and English cloth.

Salt hides	1,620 dakers, at £40 per daker.....	£64,800
Hart hides	91 dakers, at £20 per daker.....	£1,830
Sum .....		£66,630

(c) Skins

Woolfells	238,666, at 12s. each .....	£143,199
Shorlings	1,833, at £48 per hundred.....	£878
Lambskins	120,810, at £6 per hundred.....	£7,242
Futefells	39,600, at £24 per hundred.....	£9,534
Goatskins	16,321, at 8s. each .....	£6,528
Calf skins	160, at 3s. each .....	£24
Rae skins	240, at 16s. each .....	£186
Fox skins	1,012, at £2 each.....	£2,024
Kid skins	1,226, at £18 per hundred.....	£220
Otter skins	44, at £2 each.....	£88
Rabbit skins	53,234, at £6 per hundred.....	£3,194
Sum .....		£172,082

(d) Commodities of the Land

Wool	10,374 stone, at £5 per stone .....	£51,870
Feathers	331 stone, at £4 per stone .....	£1,324
Orkney butter	21 barrels, at £14 per barrel.....	£294
Lead ore	30,000 stone, at 13s. 4d. per stone .....	£20,000
Coal	6,308 chalders, at £4 per chalders.....	£25,232
Sum .....		£37,5085

TOTAL (all commodities of the land)..... £385,488 [sic.]

## 2. MANUFACTURED WARES

Small salt	1,989 chalders, at £20 per chalders.....	£39,780
Cloth & plaiding	141,854 ells, at £42 per hundred ells.....	£59,574 18s.
Linen cloth	23,100 ells at 10s. per ell.....	£11,550
Harden cloth	620 ells, at 5s per ell.....	£155
Linen yarn	17,776 lbs. [lege 27,776 lb.], at 24s. per lb. ....	£33,331 4s.
“Prick” hose	21,514 pairs, at £50 per hundred pairs .....	£10,755 16s.
“Almeit” leather	6,364 skins, at £18 per hundred.....	£1,143
Gloves	205 gross, at £5 per dozen .....	£12,300
Leather points	240 gross, at 2s. per dozen .....	£288
“Scheweit” cushions	47 dozen, at £3 13s. 4d. per dozen .....	£172 6s. 8d.
“Tycking to beddis”	40 ells, at 10s. per ell.....	£20
Shoes	40 pairs, at 3s. 4d. per pair .....	£26 13s. 4d.
TOTAL .....		£169,097

## 3. FISH

Salmon	140 lasts 6 barrels, at £28 per barrel .....	£47,208
Herring	1,247 lasts, extending, at £80 per last .....	£99,760
Barrelled fish	34 lasts, at £6 13s. 4d. per barrel.....	£2,720
Fish in peale	19,600, at £10 per hundred.....	£1,960
Fish oil	5 lasts 4 barrels, at £26 13s. 4d. per barrel .....	£1,706 13s. 4d.
TOTAL .....		£169,097 [sic.]

#### 4. RE-EXPORTS

Rye	267 bolls, at £5 per boll.....	£1,335
Peas	27 bolls, at £5 per boll.....	£135
Wax	106 ship lbs., at £240 per ship lb.....	£25,440
Great salt	872 bolls, at £2 per boll.....	£1,744
Alum	67 lbs., at 3s. 4d. per lb.....	£11 3s. 4d.
Brazil	72 lbs., at 9s. per lb.....	£32 8s.
“Auld” brass	222 stone [lege 262 stone], at £6 13s. 4d. per stone.....	£1,746 6s. 8d.
Deals	7,400, at £40 per hundred .....	£2,960
Hemp	57 stone, at £2 per stone .....	£114
Iron	120 stone, 26s 8d per stone .....	£160
Iron pots	7 dozen, at £18 per dozen .....	£126
Clapholt	1,200, at £24 per hundred.....	£288
English cloth	346 ells [lege 356 ells], at £4 per ell .....	£1424
Lead	800 lbs., at 2s. per lb.....	£80
Madder	27 lbs., at 6s. per lb.....	£8 2s.
“Hoip”	60 lbs., at 3s. per lb.....	£9
“Orcheid litt”	20 barrels, at £24 per barrel.....	£480
Pipe staves	2,200, at £40 per thousand.....	£80
Pitch and tar	16 last 6 barrels, at £7 per barrel .....	£1,386
Tackle	80 stone, at 50s. per stone .....	£200
Wine	2 tuns and 3 puncheons, at £200 per tun .....	£550
Vinegar	5 tuns and 3 puncheons, at £10 [per puncheon] .....	£230
Onion seed	17 lbs. at £1 per lb. ....	£17
Powder, soap, plums and onions.....		£500
TOTAL .....		£39,047

**TOTAL FOR ALL COMMODITIES.....** £736,986

In addition there are great quantities of linen cloth, sheep, and nolt, that are daily transported by land.



## APPENDIX 12

### ORGANISATION OF THE SEA FISHERIES

#### (a) Fishing Vessels

From the 1470s, the Crown was pre-occupied with increasing the size of fishing vessels. In 1493, for instance, every burgh was required to have or make ships for fishing of at least 20 tuns.<sup>1</sup> Their last attempt was in 1535, after which, either the Crown had given up or else the size of the vessels had increased. If the latter was the case it probably had little to do with the Crown's intervention. The idea that the size of fishing vessels was increasing in the second half of the sixteenth century has some substance. Dundee's shipping lists show vessels returning from the Isles and the North Isles laden with around 15 to 25 lasts of herring.<sup>2</sup> In 1586 Crail's complaint to the Convention of Royal Burghs about unlawful extractions in the North Isles used the example of a boat of 10 lasts burdening.<sup>3</sup> It is not clear, however, that these were fishing boats. They may well have been "transporters", rather than the actual fishing vessels. The fishers are mentioned as making shelters on land using their ships' sails. They "biggit their houses of their own tymmer and coverit the same with their ship sails for safety of their gear from the rain", while small boats were bought in the Isles for "hastie expeditioun of thair voyage", and sold before departure.<sup>4</sup> Later it was common for those ships venturing to the fishing in the North Isles to have two boats or yawls as appendages to their ships.<sup>5</sup>

Small vessels were still involved in the Northern fisheries, although larger supply and transporter vessels would also be needed. In 1576 at least five different vessels took fairly small amounts of herring from Loch Broom to Dundee to be exported. The cockets mention each had two to three lasts, though these of course were not necessarily the entire cargoes. They all left within a day or two of one other, presumably in convoy.<sup>6</sup> This may

---

<sup>1</sup> *A.P.S.*, II, c. 10, p. 100; c.20, p. 235; c. 14, p. 242, c. 15, p. 251; c. 24, p. 346.

<sup>2</sup> *Wedderburne's Compt Buik*, pp. 197-8, 218-23.

<sup>3</sup> *R.C.R.B.*, I, p. 213.

<sup>4</sup> *R.P.C.*, IV, pp. 121-3.

<sup>5</sup> *A.P.S.*, V, c. 117, pp. 417-8.

<sup>6</sup> *NAS*, E.71/12/7; *NAS*, E.75/5.

help to explain the huge number of Scottish vessels, reckoned to be a hundred sails, that docked at Aberdeen in 1587 on their return from Loch Broom.<sup>7</sup> The reference seems accurate regarding the season for vessels returning from the Isles fisheries, though the entry makes clear that it was a unique occurrence. The vessels may have only entered Aberdeen roads because of an unforeseen circumstance, possibly bad weather. Furthermore, the ships may have sailed in convoy because of the troubled state of the Isles at the time.<sup>8</sup> The frequent complaints of hindrance, unlawful extractions, and even murder would suggest that the number of the vessels did not inhibit the locals' "criminal" activities.

### (b) Capital Requirements

In the 1630s an estimate was made of the expenditure required for establishing a busse fishing industry to exploit the North Isles fisheries.<sup>9</sup> The estimates were directly based on earlier proposals for the English fishing industry.<sup>10</sup> The pamphleteers were renowned for overestimating the profitability of such ventures,<sup>11</sup> and the costs are not actually directly comparable with the prevailing situation, but they do offer some insight into the likely outlays.

The costs of barrels alone in the proposal were high, at 20d. Sterling each. A considerable quantity of salt was needed for preserving herring (as opposed to cod). Each barrel needed a bushel of salt, which cost 2s. Sterling.<sup>12</sup> The crew needed to be paid and fed;

---

<sup>7</sup> The Aberdeen Register of Births states that on the "The fuft day of Sanct Januar yeir of god, 1587, cayme and arivit in the red of Aberdeen ouitt of Loch Broom of scottis schipis, ane hundreth sailis... lyk was not sene in mone yeirs afore." S.G.E. Lythe, *The Economy of Scotland in its European Setting, 1550-1625* (Edinburgh, 1960), p. 57. This seems a suspiciously large number especially considering Thomas Tucker's estimates for Scots ships in the middle of the seventeenth century. "Report by Thomas Tucker upon the Settlement of the Revenues of Excise and Customs in Scotland, 1656" in *Miscellany of the Scottish Burgh Record Society*, edited by J.D. Marwick (Edinburgh: Scottish Burgh Records Society, vol. 13. 1881), pp. 21-4.

<sup>8</sup> In July 1586, the Privy Council attempted to muster a force against offenders in the North and South Isles and other Highland counties. During this time no mariners and merchants were to depart for Loch Broom and other fishings in the North Isles without licence from the King. *R.P.C.*, IV, p. 92.

<sup>9</sup> *A.P.S.*, V, pp. 221-2.

<sup>10</sup> For the earlier proposal see Edward Sharp, *Britaines Busse or a Computation as well of the Charge of a Busse or Herring-Fishing ship. As also of the Gain and Profit Thereby. With the States Proclamation Annexed unto the same, as Concerning Herring-Fishing* (London, 1615; reprinted Amsterdam, 1974).

<sup>11</sup> A.R. Michell, "The European Fisheries in Early Modern History" in E.E. Rich and C.H. Wilson (eds.), *The Cambridge Economic History of Europe. Vol. V, The Economic Organisation of Early Modern Europe* (Cambridge, 1977), p. 133.

<sup>12</sup> 30 "weight" of salt were needed to salt 1,200 barrels of herring; each "weight" cost £4 Sterling. Earlier Edward Sharp reckoned a "weight" to contained 40 bushels each of which contained 5 pecks of Spanish salt. *Britaines Busse*. In 1639 it was mentioned that four barrels of French salt were needed for each last of herring. *A.P.S.*, V, p. 597b.

it was estimated that 13s. 4d. Sterling was required for victuals for each man per three-month season. Nets also were extremely expensive, but the costs are definitely not comparable. The nets used in the more traditional Scottish fishing are likely to have varied in type and size from those advocated for a busse fishery, and the latter may have used more nets. It can, however, be assumed that, after the boat, the nets were by far the most expensive item. Mitchell calculated that herring nets were two-thirds of the cost of the rest of the boat.<sup>13</sup> Moreover, nets were commonly lost, and frequently needed to be replaced as a result of wear and tear.

Working capital was advanced prior to the ventures. In August and September merchants gave loans to those pursuing ventures in the North Isles. The Dundee merchant David Wedderburne, for example, lent John Thorntoun, a skipper burghess of Dundee, £21. Thorntoun, in return, bound himself to deliver six barrels of good and sufficient Loch Broom herring in sufficient barrels when the ships and crayers returned from Loch Broom.<sup>14</sup> A similar pattern of capital advances occurred on the West coast. John Mason's Notarial Note Book shows numerous contracts drawn up in late August or September.<sup>15</sup> Advances were made either in money or goods. The advanced goods were repaid in money, while money advances were normally to be settled with herring to be "delivered to the key of Ayr by Yule". Alternatively, the herring were sometimes to be sent directly to France by Lent. In one case the herring was bought on credit and taken to France, and the creditor was to receive payment by the 1<sup>st</sup> of May. Clauses were included for unsuccessful ventures, or, to quote the agreements, "if it shall happen, as God forbid, that herring be not gotten in the Isles". Generally they stated that the debtor would have to pay the highest price in the market where the herring was to have been delivered, i.e. either Ayr or France.<sup>16</sup> Two examples give some idea of the value of the credit and the prices. On the 28<sup>th</sup> of August 1583, David Neill, a burghess of Ayr, received silver from John Blair and bound himself to deliver a last of Isles herring by Yule, or else pay £36 as the price of the last. Three years later, David Fergushill, a

---

<sup>13</sup> A.R. Michell, "The European Fisheries in Early Modern History", p. 140.

<sup>14</sup> This was witnessed and signed on the 6<sup>th</sup> of September 1590. There was also an agreement that John Thorntoun was to deliver half a last of herring when the ships returned from Loch Broom, possibly dated 20<sup>th</sup> August 1590; this may be an informal note of the agreement. Wedderburne also gave advances for fish that were not specifically from Loch Broom. *Wedderburne's Compt Buik*, pp. 42, 55-6, 132, 145, 181-2.

<sup>15</sup> "The Notarial Note Book of John Mason, clerk of the burgh of Ayr 1582-1612", edited by J. Sedden-Dobie, in *Archaeological and Historical Collections Relating to Ayrshire and Galloway*, VI (Edinburgh, 1889), pp. 223-35.

<sup>16</sup> Wedderburne also stipulated similar clauses. If Thorntoun failed to deliver the herring to the shore of Dundee he was required to pay the highest price in France or Flanders. *Wedderburne's Compt Buik*, pp. 55-6.

burgess of Ayr, on the 3<sup>rd</sup> of February 1586, purchased from John Cunninghame, a wright and burgess of Ayr, a last of herring. In return he was to pay £50 when he returned from selling the herring in France at Beltane. There may have been a general rise in the price of herring in the intervening years, and the price would be higher just before Lent. More importantly, the first sum is an estimated market price on the herrings' arrival while the second relates to the expected overseas sales price.<sup>17</sup> It is doubtful if all those receiving credit were actually involved in the fishing. Robert Campbell, for instance, received credit from two different burgesses (on the 6<sup>th</sup> and 20<sup>th</sup> of September 1583) for the venture of his bark called the *Robert*. His position as provost, however, must have excluded his active participation. Those referred to as skipper or mariner, presumably, were more active.

---

<sup>17</sup> If these reflect real prices it suggests that the price in foreign markets was a third higher. This corresponds with the Parliamentary estimates in the early seventeenth century, based on Edward Sharp's work. Edward Sharp, *Britaines Busse; A.P.S.*, V, pp. 221-2.

## APPENDIX 13

### LAWLESSNESS IN THE WESTERN ISLES

Following the death of James V, the Highlands can be seen as a welter of contending personalities and a mass of conflicting interests.<sup>1</sup> Feuding between Rory and Torquil McCleod of Lewis seems to have been particularly troublesome for those fishing the area. Their fighting halted, albeit temporarily, in 1576. They both swore they would be dutiful, peaceful subjects and promised not to molest, trouble or raise any extortion or imposition on any of the king's subjects engaged in their lawful trade of fishing in the Lochs of Lewis or other of the North Isles.<sup>2</sup> This peace coincides with a rise in the quantity of herring from the area customed at Pittenweem. The risk to fishermen should not be exaggerated. Robert Guildlett, a mariner of Kinghorn, was killed while fishing at Loch Strome in the North Isles,<sup>3</sup> but the fishermen were probably seen primarily as easy targets for extracting money.

The quarrel between Rory and Torquil resumed. By 1585, Lewis was torn by their family strife, as well as by feuds with mainlanders.<sup>4</sup> Extractions from fishers began again. The following year Crail complained that the countrymen within the North Isles were extorting great sums which had not been taken in the last nine or ten years.<sup>5</sup> By July 1588, the King's unstable kinsman, Francis, Earl Bothwell, was to be sent to the North Isles for "repressing of the insolence and reduceing to his hienes obedience the grite nowmer of disordourit personis and inhabitantis thairof", who oppressed the good and peaceable subjects and greatly impeded the fishing.<sup>6</sup> Whether this venture took place is unclear, and "ultimately the ringleaders in the quarrel settled their differences temporarily with the Crown, by a liberal payment of fines".<sup>7</sup> While the violence may have ended it is debatable if

---

<sup>1</sup> W.C. Mackenzie, *The Highlands and Isles of Scotland* (Edinburgh, 1937), p. 125.

<sup>2</sup> *R.P.C.*, II, p. 534.

<sup>3</sup> *R.P.C.*, II, pp. 382-3.

<sup>4</sup> W.C. Mackenzie, *History of the Outer Hebrides* (London, 1903), p. 158.

<sup>5</sup> *R.C.R.B.*, I, p. 213.

<sup>6</sup> *R.P.C.*, IV, p. 303.

<sup>7</sup> W.C. Mackenzie, *History of the Outer Hebrides*, p. 160.

the measures did anything to revive the confidence of those fishing in the Isles. The area did not export any fish via Edinburgh in the last two decades of the century.

Hostilities in the Isles were quickly renewed, if indeed they ever really ceased. In 1596 Torquil Dow McCleod, in possession of Lewis, took the war to the enemies' country. With a force of 700 or 800 men he came in a warlike maner to lands of Coigeach and Loch Broom and there

committit sic barbarous and monstros crueltie as the lyk hes not bene hard of, spairing nowther man, wyffe nor barne, quhome they nicht apprehend, sua that a grit numour of his Majesteis subjectis ar cruellie murdeist and slane, the hail boundis disp lenneist and layd waist and the hail bestiall and guidis gorit and slane.<sup>8</sup>

Torquil failed to answer the charges, so he was denounced as a rebel. James VI planned to send an army to the Highlands and Isles to put an end to their rebellion. This was also for the benefit of his subjects who were “subiect for the maist parte mony yeiris bigane to all kynd of insolence barbaritie and crueltie... bestie murthouris slauchteris reif thift oppin heirschippis oppressionis and depredationis”.<sup>9</sup> The planned assault also aimed to ensure the chiefs acknowledged the King and paid him his due rents and duties, and there was repeated legislation which required the chiefs to bring their charters of rights to court. More dramatic and innovative were attempts to establish burghs in Kintyre, Lochaber, and Lewis,<sup>10</sup> while Lewis was declared forfeit to the Crown, and a policy of colonisation by those “answerable inlands [i.e. Lowland] subjects among the utterly barbarous islanders” was implemented.<sup>11</sup> These attempts ended in bloody failure, but they should not be viewed as merely attempts to gain political control or religious affiliation. The financial potential of fisheries operating in a stable environment must have been an important consideration. The colonists, after all, were the Fife Adventurers.

---

<sup>8</sup> W.C. Mackenzie, *History of the Outer Hebrides*, p. 165. *R.P.C.*, V, p. 364.

<sup>9</sup> *A.P.S.*, IV, pp. 97-8.

<sup>10</sup> *A.P.S.*, IV, c. 34, p. 139.

<sup>11</sup> G. Donaldson, *Scotland: James V to James VII* (Edinburgh, 1965), p. 228.