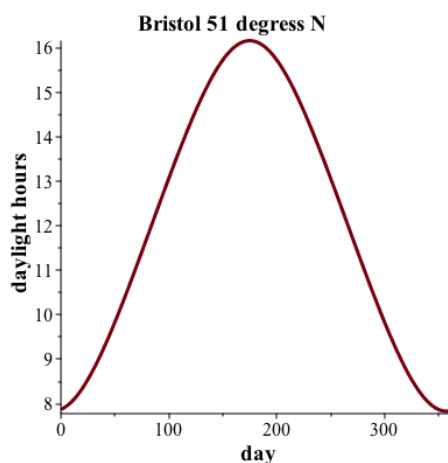


The length of days 1

(by Alan Champneys)

Have you ever thought about what a graph of the number of hours of daylight throughout the year might look like?

Clearly it depends on latitude. Here is a graph for Bristol which has an angle of latitude $\phi = 51^\circ$ (north).



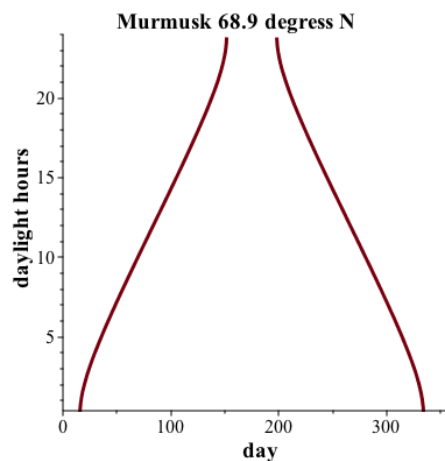
Looks like a sine wave, doesn't it? But is it exactly a sine wave? and how would we prove it? Think about what exactly causes the length of the days to change. Discuss in your group.

For the rest of this exercise we are going to try to look test a formula for the daylength anywhere on the Earth.

Solution

Daylight hours depend on the tilt of the Earth as it goes on its orbit around the sun. In the northern hemisphere Summer the earth is tilted so that the sun is over the northern tropic (of Cancer) which has an angle of latitude $\phi = 23.45^\circ\text{N}$. In winter it is over the southern tropic (of Capricorn) at $\phi = -23.45^\circ\text{S}$. This causes days to be longer in northern latitudes during Summer. But how much longer?

Clearly a sine wave would be a good first guess as a function for the length of the days. But there is a problem. This function is no use when we get towards the poles. For example, the northern Russian city of Murmusk is inside the arctic circle, and its graph of daylight hours is highly non-sinusoidal.



The length of days 2

(by Alan Champneys)

It turns out that there is a good approximate equation for calculating the length of a day

Sunrise equation

The **sunrise equation** defines an hour angle ω measured in terms of something called the sun's declination angle δ (the apparent angle of the sun to the vertical at noon) and the latitude ϕ .

$$\cos(\omega) = -\tan(\phi) \tan(\delta)$$

where $-180^\circ < \omega < 0$ corresponds to sunrise, and $0 < 180^\circ$ corresponds to sunset.

The sun's declination angle δ can be defined as 23.45° times a sine wave with amplitude 1 and period of 365 days. That is the angle varies sinusoidally between $+23.45^\circ$ (midsummer) and -23.45° (midwinter) over the course of a year. In the northern hemisphere midsummer is 21st June which, ignoring leap years, is

$$21\text{st June} \equiv d_0 = \quad \text{days into the year}$$

But we need to convert days into degrees. Can you therefore find an expression for the declination angle in terms of days d since New Year?

Solution

Adding the days in January, February, March, April and May to 21 days in June gives

$$d_0 = 31 + 28 + 31 + 30 + 31 + 21 = 172.$$

Converting to degrees we get

$$\delta \approx 23.45 \cos \left(\frac{360^\circ}{365} [d - 172] \right)$$

Or

$$\delta \approx 23.45 \sin \left(\frac{360^\circ}{365} [d + 10] \right)$$

The length of days 3

(by Alan Champneys)

You should get something like

$$\delta \approx 23.45 \cos\left(\frac{360^\circ}{365}[d - 172]\right) \text{ or } 23.45 \sin\left(\frac{360^\circ}{365}[d + 10]\right)$$

Next, given the sunrise equation

$$\cos(\omega) = -\tan(\phi) \tan(\delta)$$

we need to turn the hour angle ω into a time. The angle is defined as zero at 12 noon and 180° at 12 midnight. Let $\omega > 0$ be the hour angle of sunset. Given that the Earth spins 360° in 24 hours. We can define the sunset and sunrise times in terms of ω as

$$\text{sunrise} = \quad , \quad \text{sunset} =$$

Hence we can now use the sunrise equation to find an expression for the length of a day in terms of the latitude angle ϕ and day number d

$$\text{daylength} = \text{sunset} - \text{sunrise} =$$

Try feeding the numbers for Bristol at different days of the year into this formula to see if you get the right answer.

Solution

We have $360/24 = 15^\circ$ per hour. So assuming ω is measured in degrees,

$$\text{sunrise} = 12 - \omega/15, \quad \text{sunset} = 12 + \omega/15$$

And the day length is

$$\frac{2}{15} \arccos[-\tan(\phi) \tan(\delta)]$$

The length of days 4

(by Alan Champneys)

What happens to the angle ω defined by the sunrise equation, at midsummer when $\phi = 90^\circ - 23.45 = 66.55^\circ$?

What hour does sunrise occur for that location on that day?

Note that $\phi = 66.55^\circ$ precisely defines the arctic circle. What happens to solutions of the sunrise equation at midsummer when $\phi > 66.55^\circ$?

Can you explain this in terms of what you understand happens in summertime inside the arctic circle?

Solution

The smart student may be able to realise that

$$\tan(90 - x) = \cot(x) = \frac{1}{\tan(x)}$$

Hence if $\delta = 22.45$, we have

$$\cos(\omega) = -\frac{\tan(\delta)}{\tan(\delta)} = -1,$$

which gives

$$\omega = 180^\circ \Rightarrow \text{sunrise} = \text{midnight}.$$

So the sun rises, at exactly the time it sets. There are 24 hours of daylight with the sun just dipping below the horizon at precisely midnight.

For $\phi > 66.55$ there are days around midsummer for which

$$\cos(\omega) < -1$$

which has no solution, and hence the sun never sets. Thus, the arctic circle is sometimes called The land of the midnight sun.

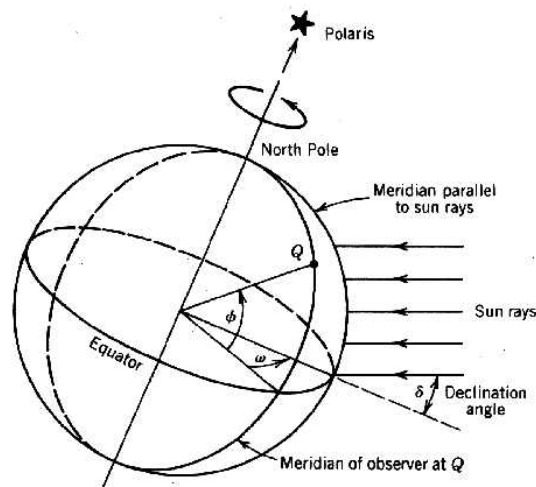
The length of days 5

(by Alan Champneys)

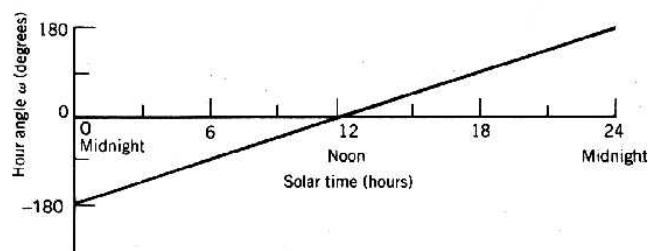
Can you derive the sunrise equation?

$$\cos(\omega) = -\tan(\phi) \tan(\delta)$$

The following diagram may help.



Variation of the hour angle



Solution

I ran out of time to try to do this for myself. But all that it should involve is elementary trigonometry. There are lots of resources you can Google, but I haven't found a simple derivation online.

Thus I think this would be good to set as a whole class challenge.